

July 15, 2020

Ms. Charline Bass  
Pennsylvania Department of Environmental Protection  
Southeast Regional Office  
2 East Main Street  
Norristown, PA 19401

**RE: SUBMITTAL OF A REMEDIAL INVESTIGATION REPORT/CLEANUP PLAN  
FOLLOW THROUGH CAPITAL  
FORMER SCHOLLER, INC. PROPERTY  
3320 COLLINS STREET  
PHILADELPHIA, PENNSYLVANIA  
RT PROJECT #2043-20**

Dear Ms. Bass:


RT Environmental Services, Inc., on behalf of Follow Through Capital (Remediator), is submitting this Remedial Investigation Report/Cleanup Plan (RIR/CP) for the above-referenced site.

The required RIR summary newspaper publication and municipal notifications are attached along with a hard copy and digital file of the RIR/CP. A copy of the notification letter and certified mail receipt are included.

We look forward to working you and your staff on this Land Recycling project.

Sincerely,

**RT ENVIRONMENTAL SERVICES, INC.**



John C. Lydzinski, P.G.  
Geologist

cc: D. Goldstein – Follow Through Capital

H:\RT Projects\2400 SERIES\2043-20\RIR\RIRPADEP.doc





## Land Recycling Program Transmittal Sheet for Plan/Report Submission

Instructions: Please provide all requested information in each of the four sections. This transmittal sheet shall accompany any plan/report submitted to the Department under the Land Recycling Program. Proper completion of the Transmittal Sheet will assist Department review and may avoid a finding of plan/report deficiency. The Facility ID number can be obtained from the Department's Environmental Cleanup Program in the region where the site is located.

### Section 1 - Site Identification

eFACTS Facility ID 836850

Site Name Former Scholler, Inc. Site

Site Address 3320 Collins Street a/k/a 2101 - 2109 East Westmoreland Street

Municipality and County City of Philadelphia in Philadelphia County

### Section 2 - Remediation Standard . . Plan/Report . . Fees

Identify the remediation standard being pursued and the type of plan/report being submitted. Please note required Department fees follow each type of plan/report.

Check the relevant standard and the type of plan/report being submitted.

- |  |  |
|--|--|
| <input type="checkbox"/> Background Standard<br>Final Report (\$250 fee)         | <input type="checkbox"/> Statewide Health Standard<br>Final Report (\$250 fee) |
| <input checked="" type="checkbox"/> Site-Specific Standard                       | <input type="checkbox"/> Special Industrial Area                               |
| <input checked="" type="checkbox"/> Remedial Investigation Report<br>(\$250 fee) | <input type="checkbox"/> Work Plan<br>(no fee)                                 |
| <input type="checkbox"/> Risk Assessment Report<br>(\$250 fee)                   | <input type="checkbox"/> Baseline Environmental Report<br>(no fee)             |
| <input checked="" type="checkbox"/> Cleanup Plan (\$250 fee)                     |  |
| <input type="checkbox"/> Final Report (\$500 fee)                                |  |

Ensure your check covers all required fees and is made payable to the **Commonwealth of Pennsylvania**.

### Section 3 - Municipal/Public Notice Confirmation

There are two stages in the Land Recycling Program where municipal and public notices are required. Read the information associated with each stage. You will be asked to confirm that information establishing your compliance with these notification requirements has been included with this submission.

- Check here if you are planning to meet the Background or Statewide Health Standard and your Final Report has been submitted within 90 days of the release.

Indicate date of release here Historic Release

No further completion of this section is required if your Final Report for these two standards conforms to the 90 day time frame.

#### Stage 1 - Notice of Intent to Remediate (NIR)

- Check here to confirm you have included proof that a copy of your NIR was provided to each municipality where your site is located. Proof will be a copy of your cover letter and a copy of a signed certified mail receipt slip from the municipality.
- Check here to confirm a copy of a proof of publication document from a newspaper serving the area of your site has been included with this submission.
- Check here to indicate that a Site-Specific Standard or a Special Industrial Area is involved and a municipal request was received for development of a public involvement plan. The plan/report submission shall include municipality and public comments, which were submitted, and your responses to those comments.

#### Stage 2 - Cleanup Plan/Report Submission

July 2, 2020 Place date here that each municipality was notified of any plan or report submitted under any of the three remediation standards.

Philadelphia Weekly July 9, 2020 Place the newspaper name and date that your notice of your plan/report submission was published.

### Section 4 - Project Contact

On the lines below, place the name, company, and business phone number of the individuals who can be contacted regarding this submission:

Mr. David Goldstein - Owner/Remediator

215-771-2000

John C. Lydzinski, PG - Consultant

610-265-1510 Ext. 211

\_\_\_\_\_

\_\_\_\_\_



**FORMER SCHOLLER, INC. SITE  
eFACTS PF NO. 836850  
3320 COLLINS STREET A/K/A  
2101- 2109 EAST WESTMORELAND STREET  
CITY OF PHILADELPHIA  
PHILADELPHIA COUNTY, PENNSYLVANIA 19134**

**REMEDIAL INVESTIGATION REPORT/CLEANUP PLAN**

**Submitted To:**

**PADEP – Southeast Regional Office  
Environmental Cleanup Group  
2 East Main Street  
Norristown, Pennsylvania 19401**

**Submitted By:**

**Mr. David Goldstein  
Follow Through Capital  
20 Conshohocken State Road  
Apt. 312  
Bala Cynwyd, PA 19004**

**Prepared By:**

**RT Environmental Services, Inc.  
215 West Church Road  
King of Prussia, Pennsylvania 19406  
RT Project # 2043-20**

**July 2020**

## Table of Contents

1.0	Executive Summary.....	1
2.0	Introduction .....	2
3.0	Site Information .....	3
3.1	Site Description.....	3
3.2	Proposed Re-development Area .....	3
3.3	Topographic Setting .....	4
3.4	Site History .....	4
3.5	Site Geological Conditions .....	5
3.6	Site Hydrological Conditions .....	5
3.6.1	Surface Water .....	5
3.6.2	Groundwater.....	6
3.6.3	Supply Wells/Potable Water Inventory.....	6
3.7	Non-Use Aquifer Determination .....	6
4.0	Historical Investigations & Remediation Activities .....	7
4.1	Tank Removal/Closure Activities.....	7
4.1.1	10,000-Gallon Fuel Oil UST Closure .....	8
4.2	Follow-up Soil and Groundwater Investigation .....	9
4.3	Investigation Work Plan .....	10
4.4	Act 2 Final Report .....	11
5.0	Recent Site Investigations .....	12
5.1	Subsurface Soil Borings.....	12
5.1.1	Western Portion of the Property (Old Room 01 & 02) .....	12
5.1.2	Process Area along Amber Street .....	13
5.1.3	Office Area (Former Scholler Laboratory) .....	14
5.1.4	Soil Sample Collection.....	14
5.1.5	Analytical Results (Soil).....	14
5.1.6	Proposed Remedial Activity.....	15
5.2	Groundwater Investigation .....	15
5.2.1	Well Construction Details.....	15
5.2.2	Waste Materials.....	17
5.2.3	Groundwater Monitoring .....	17
5.2.4	Follow-up Groundwater Monitoring .....	18
5.3	Fate and Transport Model.....	18
5.3.1	Groundwater and Flow Velocity .....	18
5.3.2	Fate and Transport Analysis.....	19
6.0	Soil Gas Sampling .....	22
6.1	Sub-Slab Sample Results.....	23
7.0	Site Conceptual Model.....	24
7.1	Migration Pathways.....	25
7.2	Potential Receptors and Completed Exposure Pathways.....	25

8.0	Conclusions and Recommendations.....	26
9.0	Remedial Action Plan .....	27
9.1	Remedial Action Options.....	27
	9.1.1 Proposed Alternatives .....	27
	9.1.2 Remedy Selection Criteria .....	27
	9.1.3 Alternative Analysis .....	28
	9.1.4 Conceptual Design .....	28
	9.1.5 Impacted Soil Removal Activities.....	28
9.2	Groundwater/Surface Water Monitoring Activities .....	29
9.3	Analytical Methods.....	29
9.4	Attaining Acceptable Soil Concentrations.....	30
9.5	Attaining Acceptable Groundwater Concentrations .....	30
10.0	Contact Information .....	31

## Figures

Figure 1	Site Location Map
Figure 2	Geologic Map
Figure 3	Soil boring Location Map
Figure 4	Groundwater Flow Map (January 2019 – Shallow)
Figure 5	Groundwater Flow Map (January 2019 – Deep)
Figure 6	Groundwater Flow Map (February 2019 – Shallow)
Figure 7	Groundwater Flow Map (February 2019 – Deep)
Figure 8	Well Receptor Map
Figure 9	TCE Contour Map

## Tables

Table 1	GeoProbe Soil Sample Results (October 2018)
Table 2	Baseline Groundwater Data (January & February 2019)
Table 3	Groundwater Elevations
Table 4	Sub-Slab Soil Vapor Screening Data

## Appendices

Appendix A	Analytical Reports (Groundwater, Soil, Soil/Gas)
Appendix B	Field Activity Logs
Appendix C	Soil Boring Logs
Appendix D	Well Construction Logs
Appendix E	Quick Domenico Data
Appendix F	Re-development Plans
Appendix G	Prior Environmental Reports
Appendix H	PADEP Correspondence (NIR, Municipal, Legal Advertisements)

# 1 Executive Summary

---

On behalf of the current property owner **DGPM1, LLC, RT Environmental Services Inc. (RT)** has prepared this **Remedial Investigation Report - Cleanup Plan (RIR/CP)** for a portion of the former Scholler, Inc. property which is located at 3320 Collins Street in Philadelphia, Pennsylvania. The purpose of this document is to summarize prior Site investigations and remediation activities completed at this property along with a request for a change in the remedial standards previously attained to allow for a portion of the Site to be used for residential use. This RIR/CP includes available Site historical information, historical investigation and remediation activities, recent Site investigations, along with proposed remedial actions designed to demonstrate attainment of a combination of Statewide Health Standards (SHS) and Site-Specific Standards (SSS) for residential use.

Environmental investigations have been conducted at the former Scholler, Inc. property by RT since 1993 when two underground storage tanks (USTs) were removed from an open yard area on Amber Street (Tanks 002 and 003) on January 4, 1993. Additional work at the facility included a Non-use Aquifer determination for the property which was approved by the Department on May 13, 1998. Upon completion of additional soil and groundwater attainment monitoring, a Combined Remedial Investigation and Act 2 Final Report was submitted in early October of 2002. This final report demonstrated attainment of a Site Specific Standard for No's. 2, 4 and 6 fuel oil constituents in soil and groundwater. This Act 2 approval prohibits any form of groundwater utilization and restricts property development to a non-residential use.

Due to on-going revitalization efforts in the Kensington section of Philadelphia, the subject property has been re-zoned as CMX-1 (small scale neighborhood commercial and residential mixed use). Proposed redevelopment plans for a portion of the subject property (2101-09 E. Westmoreland Street) calls for the demolition of the existing warehouse area (along Amber Street and fronting E. Westmoreland Street) followed by construction of a new 4-story (48-unit) structure. The shell of the existing 4-story building fronting on Amber Street will remain with the interior renovated with 11

contemporary apartment units. All new construction will be fitted with vapor barriers and passive venting systems incorporated into the building design. These vapor intrusion features will prevent any potential exposure scenarios to the occupants of the buildings.

This report was developed in accordance with applicable sections of the Pennsylvania's Land Recycling and Environmental Remediation Standards Act (Title 25, Chapter 250) and by referencing the Land Recycling Program Technical Guidance Manual (DEP ID: 261-0300-101) which was approved for use on January 19, 2019. Considering the above, as detailed in this RIR/CP, site soil and groundwater will be further evaluated and/or remediated in order to demonstrate attainment of a combination of SHS and SSS for residential use as outlined in Act 2 for both groundwater and soil.

## 2 Introduction

---

DGPM1, LLC retained RT to prepare this SCR/RAP for apportion of the former Scholler, Inc. facility, located at 2101-09 E. Westmoreland Street in the Kensington section of Philadelphia, Pennsylvania. The purpose of this investigation was to determine the nature and extent of petroleum hydrocarbon impacts to the subsurface, document the most recent site investigation activities, evaluate the potential risks posed by residual hydrocarbons in both groundwater / soil and petition the Department for a change in land use (non-residential to residential).

According to a previous Act 2 Final Report approved on October 28, 2002, the property had been restricted to non-residential use due to impacts of residual petroleum hydrocarbons from a prior UST release. Through this report, DGPM1, LLC is requesting a modification to the current use restriction in order to allow for residential development at the site.

In a letter dated August 21, 2019, the department issued an Environmental Covenant Notice for Scholler, Inc. to Arawak Holding Corporation (refer to **Appendix I**). DEP's record review found that the final report approval in 2002 was based upon the property owner's implementation of the following activity and use limitations:



1. Any concrete, asphalt or pavement surfaces used to cap contamination must be preserved;
2. Groundwater use is prohibited; and,
3. The property shall be used solely for non-residential purposes.

The Act 2 approval required the owner of record to record a notice on the deed documenting the activity and use limitations. This Environmental Covenant will be properly addressed concurrently upon approval a new Act 2 Final Report followed by redevelopment of the site.

### 3 Site Information

---

To obtain information regarding the physical Site setting, RT completed a review of reasonably ascertainable published information regarding the geologic and topographic characteristics of the site. Information reviewed included topographic and geologic maps, geologic reports, and online soil reports. The site setting is summarized in the following sections.

#### 3.1 Site Description

The site is located 3320 Collins Street in the Port Richmond section of the city of Philadelphia. The approximate Site location coordinates are latitude 39° 59' 38.31" North and longitude 75° 06' 23.3" West. Portions of the property are situated on Collins Street to the southwest, Amber Street to the north and E Westmoreland Street to the west. Vacant lots are adjacent on the northeast and southwest portions of the property. A majority of the property (warehouse structures) is currently vacant although the four-story brick building on Collins Street (former Scholler, Inc. office/lab) is currently being renovated by the owner. A Site location map is provided as **Figure 1**.

#### 3.2 Proposed Re-Development Area

The portion of the property that will undergo redevelopment is located at 2101-09 E. Westmoreland Street. According to Harman Deutsch Architecture Site drawings which are found in **Appendix F**, the lot to be redeveloped consists of 17,085 square feet (0.3922-acres) and is currently occupied with a brick warehouse building (±10,995-square foot footprint) which will be razed while the existing 4-story structure (±3,570-

square foot) will be renovated. Building 1 (4-story structure) will be gutted and refurbished with 11 apartment units while Building 2 will consist of new construction containing 48 apartment units in the 4-story configuration. Both buildings will front on Amber Street while Building 2 will also maintain frontage on E. Westmoreland Street.

### **3.3 Topographic Setting**

According to the Camden, NJ-PA, United States Geological Survey (USGS) 7.5-minute series topographic quadrangle map (2013), the site is located at an elevation of approximately 20-feet above mean sea level (*msl*). Site topography around the property is generally flat with all surface drainage being directed to municipal stormwater sewers. The closest surface water body to the project site is Frankford Creek, located approximately 1.1-miles east of the site, while the Delaware River is situated approximately 1.2-miles south of the subject property.

### **3.4 Site History**

The property is located in an area of the City that was considered to be a residential community prior to 1930. The original Scholler Brothers facility was constructed prior to 1940 as a small soap factory. As the operations grew, the building was later expanded on several occasions up through 1940. As a formerly residential tract, the former Scholler property was comprised of what were a number of individual parcels owned by private parties. Most of the subject property was acquired in pieces by Mr. Adolph Scholler, and conveyed to Scholler Brothers, Inc., on July 8, 1930. Additional parcels on the northeast end of the facility were later acquired by Scholler Brothers, Inc., from additional private parties, with approximately half of the present warehouse (garage) area obtained from Owen Letter's Sons, Inc. on April 28, 1939. Scholler Brothers was later renamed Scholler, Inc.

Scholler relocated most of the facility operations, except for a second floor laboratory and office space, to an off-site location during the 1980's. A portion of the manufacturing area was then leased for a time to a tenant who manufactured flooring adhesives. As of 1998, the building was vacant, except for the newest portion of the facility, which housed the office and lab space (second floor) and parking area on the first floor. Utilities, including the electrical room and boiler room were located in the older portion of the facility. The site was subsequently purchased from Scholler Brothers, Inc. by Arawak

Holding Corporation in 1998. As of 2001, the owner was redeveloping the site to be used as a garment assembly facility (Masudo Apparel Group, Inc.) which only operated for a short period of time. A majority of the facility is now vacant with a portion of the four story brick building on Collins Street undergoing renovations by the owner. The property was transferred from Arawak to DGPM1, LLC on October 25, 2019.

### **3.5 Site Geological Conditions**

According to the "Atlas of Preliminary Geologic Quadrangle Maps of Pennsylvania," Camden, NJ-PA Quadrangle (Page 94), the site overlies the Quaternary-age Trenton Gravel of the Coastal Plain physiographic province. The Trenton Gravel is described as a gray or pale reddish-brown, very gravelly sand interstratified with cross-bedded sand or silt-clay beds, and includes area of Holocene-age alluvium or swamp deposits ("Geologic Map of Pennsylvania," 1980). The Geologic Map is presented as **Figure 2**.

Based on soils encountered during the deep well drilling activities at the site, site soils generally consist of light to medium-brown silt and sand, and some gravel to approximately 36-feet below grade. Bedrock was encountered at 36-feet in MW-16-D, 37-feet in well MW-18D and 42-feet in MW-19D. Bedrock consists of a dark to light gray weathered schist with muscovite flakes. At some boring and well locations, inert fill (cut stone, brick, slag, silt clay) was encountered from the surface down to approximately 10 feet below grade. This appears to be fill and re-worked soil brought to the site when the original buildings were constructed.

### **3.6 Site Hydrogeological Conditions**

#### **3.6.1 Surface Water**

The site is located in an urban setting where surface runoff is directed to municipal storm water inlets where it is conveyed to either a sewage disposal treatment facility or is directly discharged to a receiving stream. The primary surface water feature is the Delaware River, situated approximately 1.2-miles south of the subject property while the secondary drainage feature is the Frankford Creek located approximately 1.1-miles east of the site (**Figure 1**).

### **3.6.2 Groundwater**

Regional groundwater flow is typically to the south, towards the Delaware River. Past experience in this area of Philadelphia has shown that shallow groundwater flow gradients are usually very shallow, and flow directions may vary somewhat from what may typically be expected. This is probably due to the regional occurrence of fill and re-worked soil, in conjunction with the very flat topography, and high percentage of capped land (by roadways, parking lots, sidewalks, buildings, etc.) in urban areas.

Groundwater beneath the site was encountered at approximately 12.0 to 15.35 feet below grade, as measured in on-site monitoring wells during January and February 2019 (the date of the two most recent groundwater sampling events). The relative groundwater elevations in the on-site wells were calculated using the measured depths to groundwater relative to well casing elevations. Groundwater elevation contour maps using the January 2, 2019 and the February 22, 2019 data (both shallow and deep wells) are presented as **Figures 4 & 6** (Shallow) and **5 & 7** (Deep). Based on these maps, the groundwater flow direction beneath the site is to the south-southeast. This is generally consistent with the observed site topography and expected flow direction towards the Delaware River.

### **3.6.3 Supply Well/Potable Water Well Inventory**

To assess potential groundwater receptors in the area, RT completed an updated review (April 2020) of available state water well database information using the Pennsylvania Department of Conservation Natural Resources (*PADCNR*) online Pennsylvania Groundwater Information System (*PaGWIS*). According to information included in this database, there are no industrial or potable supply wells located within a ½-mile radius of the site. The location of the site in relation to the ½-mile radius investigated is identified as **Figure 8 – Well Receptor Map**. The property owner stated that all newly constructed apartment units will be connected to Philadelphia Water Department's municipal water system.

## **3.7 Non-Use Aquifer Determination**

A Non-use Aquifer designation petition was submitted to the Department on April 16, 1998. This petition addressed the requirements of § 250.303 of the Land Recycling Program regulations and was approved on May 13, 1998. This authorization allows the

non-use aquifer medium-specific concentrations (MSCs) of the Statewide Health Standard to be used for groundwater in the surrounding aquifer. Based on the results of the supply well/potable water well inventory assessment, no new wells have been constructed within a ½-mile radius of the subject property since the Non-use Aquifer designation was approved in 1998.

## 4 Historical Investigations & Remediation Activities

---

### 4.1 Tank Removal/Closure Activities

Prior to RT's Act 2 involvement at the site, the only environmentally related activity known to have been conducted at the property (as obtained from RT file reports) were as follows:

- The in-situ closure of a 1,500 gallon fuel oil UST (Tank 004), used to fuel the Dowtherm boiler, by filling with concrete circa 1960. No soil samples were collected however; the tank was reported as being only a few years old at the time of closure. Soil samples collected by RT during subsequent Phase II activities indicated no evidence of contamination.
- Two underground storage tanks (USTs) located in an open yard area on Amber Street (Tanks 002 and 003) were removed by RT on January 4, 1993. Based on soil samples collected at the time of their removal, no evidence of a release was detected from either UST. A copy of the tank closure report was previously submitted to PADEP on February 3, 1993.

In December 1997, RT was retained by Scholler, Inc. to assess environmental liabilities at the 3320 Collins Street property and to complete a soil and ground water investigation. In addition, the scope of work included the preparation of an Act 2 Final Report for the property. RT performed Phase I-III investigations at the site in preparation for the sale or charitable donation of the property. A total of 10 registered ASTs and 4 registered USTs were identified as having historically been present at the site. Additional unregulated tanks, including mixing tanks and other ASTs were also found.

The only environmental issue related to the tanks identified during these investigations was a 10,000 gallon fuel oil UST which was found to have leaked.

#### **4.1.1 10,000-Gallon Fuel Oil UST Closure**

Subsurface drilling activities conducted by RT in early 1998 found that the 10,000 gallon fuel oil UST had released product to soils and ground water based on the results of soil borings placed around the perimeter of the tank. The release was reported and preparations were made to have the tank permanently closed in-place. It should be noted that the UST was located in a portion of the property that is not included in the proposed re-development plan. This information is being provided as historic background information only.

RT conducted oversight on the in-situ closure of the 10,000-gallon UST on May 7, 1998. This tank was found to be registered with the PADEP, even though it was registered as an unregulated tank. According to Scholler records, it was originally installed on January 1, 1935 prior to building construction. A City of Philadelphia Operations permit was obtained for the closure operation. No soil excavation was conducted as the tank was located beneath the first floor of the lab/office building making equipment access impractical without razing the structure. This tank was sealed in place by filling with a concrete slurry.

It was noted in the project file that the access port to the tank was opened and the tank interior inspected to verify that it had previously been drained of product and cleaned. No residual product or other materials were observed to be present within the tank. Prior to closure, an inspection was conducted by a representative of the City of Philadelphia Fire Inspectors' office. Upon approval by the inspector, the tank was filled with a lean concrete mixture to ensure proper filling of all voids. The UST and access port were filled to approximately 1.5 feet below the grade of the floor in order to allow for a small degree of settling within the tank. In total, approximately 50-cubic yards of concrete were used to fill the tank. Following the closure, the manhole above the access port was replaced to ensure a proper seal which was level with the concrete floor.

## **4.2 Follow-up Soil and Groundwater Investigations**

Follow-up subsurface drilling activities found that the 10,000 gallon fuel oil UST had released product to soils and ground water based on the results of soil borings conducted around the perimeter of this tank. Additional soil delineation throughout the office and lab building's perimeter was completed, and none of the analyzed compounds were detected above their applicable non-residential MSC's.

Four monitoring wells (MW-1, MW-2, and MW-3, and MW-4) were installed on February 10, 1998 via hollow-stem auger drilling method to assess any impact to groundwater. The depth of these wells were approximately 30 feet bgs with a screened interval from 5-30 feet. No bedrock was encountered in any of the wells. Two groundwater sampling events were completed as part of the Remedial Investigation. Results of these sampling events showed exceedances of PADEP MSCs for several fuel oil parameters in MW-4, the source area well. Of the four well installed in 1998, only MW-1 was still useable during the most recent site investigation (2019).

The property was entered into the Act 2 Land Recycling Program in April 1998. A well search for any potentially sensitive groundwater and surface water receptors was completed at that time. No nearby receptors were found and RT petitioned DEP for a Non-Use Aquifer designation on April 16, 1998. This submission addressed the requirements of § 250.303 of the Land recycling Program regulations and was approved on May 13, 1998.

The Phase I-III studies conducted at the site revealed the following:

- The leaking 10,000 gallon Fuel Oil UST was considered to be an area of environmental impact;
- No public or private water supply wells were present with a one-mile radius of the site; and,
- The depth to ground water was found to be 14 to 17 feet below ground surface (bgs) with flow direction from the north to the south.

An additional six groundwater monitoring events were completed at the site using three of the four monitoring wells (MW-1, MW-2, and MW-3) as required under Act 2

guidelines. All samples were analyzed for fuel oil parameters. MW-2 was destroyed during site clearing activities. Therefore, only six sampling rounds were completed for this well. Groundwater sampling results indicated detected levels of several Fuel Oil compounds above their respective MSCs in the source area monitoring well as well as free product, but no exceedances were detected at the Point of Compliance (POC) (MW-1, MW-2, and MW-5).

Due to the presence of free product, a Site-Specific Standard was selected as an attainment goal. The site was considered to be non-residential and zoned commercial.

Remediation of groundwater at the source area was attempted by pumping free product from MW-4. RT removed product and contaminated ground water with a downhole pumping system which was initiated in late 1998. The system was ineffective as a result of the high viscosity of the free product. A total of approximately 7.5 gallons of weathered product was recovered prior to cessation of pumping.

### **4.3 Investigation Work Plan**

Additional investigative work was completed at the site due to the presence of free product in MW-4. Scholler, Inc. submitted a Work Plan for the facility on October 25, 2001 which was reviewed and commented on by the Department (November 13, 2001). A Supplemental Remedial Work Plan describing the completed work was submitted to the Department in January 2002. The Supplemental Remedial Work Plan tasks completed at the site were as follows:

- On January 3, 2002, RT collected a free product sample from MW-4 and submitted it to Freidman & Bruya, Inc. for analysis. Results determined that the material was consistent with #2, #4 and #6 fuel oil as well as Bunker C fuel.
- On January 9, 2002, RT installed four new monitoring wells in the downgradient direction (MW-5, MW-6, MW-7 & MW-8). These wells were initially sampled on February 6, 2002. Results found no concentrations of the contaminants of concern above their respective laboratory detection limits.
- From January 31 through February 7, 2002, RT installed GeoProbe soil borings at the site adjacent to the UST to further delineate the horizontal and vertical extent of the free product impact to soil and groundwater. Additionally, RT



installed five piezometers (MW-9 through MW-13) in the borings to measure any fluctuations in free product thickness as well as to collect vapor samples. On February 6-7, 2002 and July 19, 2002, RT conducted soil vapor sampling using piezometers and Summa canisters. Five canisters were submitted to Lancaster Laboratories, Inc. for analysis of volatile organics. Results found detectable concentrations of petroleum compounds. Since the area of soils impact is capped by a six inch concrete slab, the pathway is eliminated and soil gas was not considered to be of further concern at that time.

- Groundwater samples were also collected from all monitoring wells except MW-2 (collapsed) and MW-4 (which was clogged with free product) on February 6, 2002. Laboratory data indicated that the target analytes were non-detect in the POC monitoring wells.
- On March 20, 2002, to help demonstrate attainment in the tank release impact area, RT installed eight soil borings and submitted five soil samples for analysis. Samples were analyzed for PADEP #2, #4 and #6 fuel oil parameters. Laboratory results indicated that some target analytes were detected with naphthalene being the only compound reported with elevated concentrations

Free product was documented as being present at the site and was concluded not to present a risk. Attainment under the site-specific standard where free product is present on site is permissible for the following reasons;

- free product has never been observed in any of the POC wells,
- there is no surface water discharge point, and
- all points of exposure have been eliminated through use of a pathway elimination evaluation, as discussed below.

#### **4.4 Act 2 Final Report**

An Act 2 final report was submitted to the Department and approved on October 28, 2002 (**Appendix G**). The final report approval was based upon the property owner's implementation of the following activity and use limitations:

1. any concrete, asphalt or pavement surfaces used to cap contamination must be preserved;
2. groundwater use is prohibited; and,

3. the property shall be used solely for nonresidential purposes.

DEP notified Arawak Holding Corporation, on August 21, 2019 that property lacks the required deed notice and an environmental covenant will need to be submitted to the Department for review (**Appendix H**). This issue will be properly addressed concurrently upon approval a new Act 2 Final Report followed by redevelopment of the site.

## 5 Recent Site Investigations

---

The site previously obtained a site-specific non-residential soil standard and a non-used aquifer statewide health standard for groundwater related to a petroleum release from a heating oil UST. However, other contamination (chlorinated solvents) was identified in soil borings during the most recent subsurface investigation conducted in 2018. The chlorinated solvents were not part of the previous PA DEP approval.

### 5.1 Subsurface Soil Borings

Prior to initiating any of the intrusive work, RT completed a PA One Call subsurface utility notification. RT proceeded to direct the installation of fifteen (15) soil borings on October 2 & 3, 2018 using a combination of a track mounted 54LT GeoProbe direct push unit (used to access various points in the building with a minimum 36-inch width of clearance) and a GeoProbe Model 7822DT for the work conducted in areas of general clearance on October 3, 2018.

#### 5.1.1 Western Portion of the Property (Old Room 01 & 02)

On October 2, 2018 drilling was initiated in the western portion of the property as follows:

- Soil borings SB-300 through SB-304 were drilled to refusal which varied from 4 to 9-feet below surface grade (bsg). Borings SB-300, SB-301 and SB-302 were located in the room adjacent to the former row house at the corner of Amber Street and East Westmoreland Avenue (Old Room 01) while borings SB-303 and SB-304 were located in Old Room 02 (as identified by field technician). SB-303 was placed adjacent to the former Downtherm boiler room (see **Figure 3**).

- Each boring was advanced to refusal (SB-300 at 8.0-feet, SB-301 at 6.0-feet, SB-302 at 9.5-feet, SB-303 at 5.25-feet, and SB-304 at 4.25-feet). Refer to Soil Boring Logs in **Appendix C**.
- Each five (5) foot increment was field logged and checked with a PID to screen for VOCs with only background readings and no odors being recorded in any of the borings.
- Two soil samples were obtained from each boring, one from the mid-point of the soil column or highest PID reading and one from the bottom of the boring; and,
- Groundwater was not encountered in any of the borings.

#### **5.1.2 Process Area along Amber Street**

Drilling was initiated on October 3, 2018 in the northwestern portion of the property along Amber Street, main process area and below grade pit, as follows:

- Soil borings SB-310 through SB-315 were drilled to a depth of 20-feet bsg with the exception of SB-310 which met refusal at 8.0-feet (refer to Soil Boring Logs in **Appendix C**).
- An attempt was made to access the below grade pit paralleling the sidewalk along Amber Street. Due to the absence of a competent roof, the pit was partially filled with debris and rainwater. In order to access the pit area with hand probe equipment, water in the pit was drained via trash pump. Once drained, the pit bottom was considered inaccessible from a safety standpoint due to the amount of debris and sediment on the pit floor. It was decided that two pit borings would be drilled via GeoProbe on the interior side of the pit. Borings SB-316 and SB-317 were drilled to a depth of 20-feet.
- The final boring (SB-318) was drilled on the exterior of the building (adjacent to the office space wall along Collins Street (refer to **Figure 3**). This boring was also drilled to a depth of 20-feet and is now considered to be an off-site boring (portion of the property not being considered for redevelopment).
- Each five (5) foot increment was field logged and checked with a PID to screen for VOCs. PID readings were recorded in SB-312 at 16-feet (35 ppm) and 18-feet (57.7 ppm) and SB-318 at 19.0-feet (24 ppm). No readings or petroleum odors were observed in any of the other borings;

- Two soil samples were obtained from each boring, one from the interval immediately above the saturated zone and/or the highest PID reading and one from the bottom of the boring; and,
- No groundwater was encountered in SB-311 while the area between 15.0 and 20.0-feet was saturated or nearly saturated in SB-312 through SB-318.

### **5.1.3 Office Area (Former Scholler Laboratory)**

One soil boring / soil vapor sampling point was placed in the 4-story brick building fronting Collins Street (former office/laboratory) which is not part of the proposed redevelopment project. This boring (SB-305/SV-2) was placed southeast of the closed in-situ 10,000-gallon heating oil UST. Boring SB-318 was drilled on the western side (exterior) of the building in the adjacent empty lot on Collins Street (also off-site). At the time of the subsurface investigation, both of these areas were included in RT's scope of work. Since completion of the drilling program, both of these areas have been excluded from the proposed redevelopment plans due to ownership issues.

### **5.1.4 Soil Sample Collection**

RT collected two discrete soil samples from each of the previously described soil borings. All soil samples were placed into laboratory-provided containers, stored in a chilled cooler, and transported to a Pennsylvania-certified laboratory under proper chain of custody on October 2<sup>nd</sup> & 3<sup>rd</sup> 2018. The soil samples collected were analyzed for Volatile Organic Compounds (VOCs) and DEP Fuel Oil No's 2 -6 in accordance with EPA test Methods 8260C and 8270D respectively. Soil sample identification (ex. SB-303-2.5) indicates the soil boring location (refer to **Figure 3**) within the complex along with the depth of sample collection (2.5-feet).

### **5.1.5 Analytical Results (Soil)**

The results of the laboratory analysis for the soil samples (**Table 1**) indicated that all constituents were below the selected residential Statewide Health Standards (rSHS) except for exceedances of tetrachloroethene (PCE) (7.5 mg/kg) and benzo (a) pyrene in SB-301-1.5, benzo (a) pyrene (1.4 mg/kg) in SB-303-2.5, benzo (a) pyrene (0.86 mg/kg) in boring SB-312-18 and benzo (a) pyrene (1.3 mg/kg) in boring SB-318-18 (off-site). All other compounds in the soil samples collected in the redevelopment area were reported as either non-detect or below the rSHS medium-specific concentration (MSCs).

The exceedances noted in boring SB-301-1.5 were within acceptable limits in the sample obtained immediately below (SB-301-5.5). In this sample, Tetrachloroethene was reported at a concentration of 0.0013 mg/kg and benzo (a) pyrene as non-detect (<0.0098 mg/kg). Similar results were observed in SB-303-4.5 where benzo (a) pyrene concentration dropped from 1.4 mg/kg (SB-303-2.5) to 0.018 mg/kg at the lower sample elevation. Similarly, benzo (a) pyrene concentrations were lower at depth ranging from 0.86 mg/kg in SB-312-18 to non-detect (<0.010) in SB-312-19.5 and from 1.3 mg/kg in SB-318-18 to non-detect (<0.010) in SB-312-19.5 (refer to laboratory reports in **Appendix A**).

#### **5.1.6 Proposed Remedial Activity**

Laboratory analytical results indicate that concentrations of PCE (7.5 mg/kg) and benzo (a) pyrene (1.3 mg/kg) were detected above the rSHS in SB-301-1.5. As indicated via sample identifier, this sample was obtained at a depth of 1.5-feet below surface grade. A subsequent sample was obtained from the same boring at a depth of 5.5-feet which reported values for both of the aforementioned constituents of concern to be below the rSHS MSCs. Therefore, it is proposed that the area surrounding this boring be excavated prior to any demolition activity to a depth of 5-feet or less and the material transported to a licensed facility for disposal. In addition, both sidewall and bottom post-excavation attainment samples will be obtained in the excavation for inclusion in an Act 2 Final Report document. A similar remedial scenario will be performed in the vicinity of boring SB-303-2.5 to remove soil impacted with benzo (a) pyrene.

## **5.2 Groundwater Investigation**

To further investigate the potential groundwater contamination at the Site, DGPM1, LLC installed four additional monitoring wells in late November and early December 2018. The location of these wells are depicted in **Figure 4**. Wells MW-16 S/D, MW-18 S/D and MW-19 S/D are nested wells which monitor both the shallow and deeper groundwater regimes. Monitoring point MW-17 S is a shallow well located on Amber Street.

#### **5.2.1 Well Construction Details**

Prior to the construction of any new wells at the property, RT conducted a site visit to inspect and determine which monitoring wells used during the early 2000 monitoring program were still viable sampling points. Only MW-1, located on the Collins Street sidewalk in front of the office/laboratory building, was found to be in satisfactory

condition and was incorporated into the proposed monitoring program. Wells MW-2 and MW-3 were removed during exterior grading operation while MW-4 was removed during building interior renovations. Wells MW-5, MW-6, MW-7 and MW-8 could not be located in the courtyard area, interior of the building or the empty lot adjacent to Amber Street.

The new wells were installed via track GeoProbe hollow stem auger drill rig with air rotary capabilities by Allied Well Drilling. Up-gradient shallow wells MW-16S and MW-17S along with deep well MW-16D were placed on the sidewalk along Amber Street. Deep well M-16D was drilled to a depth of ~50.0-feet using a combination of 8¼-inch I.D. augers flights and air rotary drilling. The augers were set to a depth of 35-feet at which time an air percussion rotary drill bit was inserted into the augers and the bore was completed to a total depth of 50-feet. Once the cuttings were properly extricated and the tools removed from the augers, the deep well was completed by installing 5-feet of 2-inch I.D. Schedule 40 PVC Well Screen and 45-feet of solid PVC casing. A sand filter pack was set from the bottom of the boring to 2-feet above the wells screen then a bentonite plug (seal) was installed from 43 to 27-feet. At this point the shallow well screen (25 – 10-feet) was introduced into the augers with 10-feet of solid PVC. A second sand filter pack was installed from 27 to 7-feet with a bentonite seal topping off the sand filter (7 to 4-feet). The remaining void around the well casing was sealed with concrete during installation of the surface casing (refer to Well Construction Logs in **Appendix D**).

The shallow well (MW-17) was drilled to a depth of 26.5-feet with groundwater being encountered at 18-feet bsg. Materials placed in the well bore consisted of 15-feet of 2-inch I.D. Schedule 40 PVC Well Screen, threaded flush joint with O-rings/bottom cap, and 10-feet of 2-inch I.D. Schedule 40 PVC Riser Pipe. The PVC was backfilled with filler pack sand, #430 or equivalent, to 8-feet below surface grade then capped with 2-feet of bentonite chips. This well was also completed with a protective 8-inch manhole, grouted to the surface, and plugged with a 2-inch expandable cap. The same construction guidelines were used to complete the four downgradient and off-Site nested wells, MW-18S/D and MW-19SD, which are situated in the vacant lot behind the warehouse building, adjacent to Collins Street (**Figure 4**). The only modification from the Amber Street wells is that the shallow/deep well PVC casings were placed in 8-inch

metal casing (stick-up ~3-feet above ground level) rather flush mount well covers for increased visibility purposes.

### **Summary of Monitoring Well Construction Details**

<b>Well ID</b>	<b>TOC Elevation</b>	<b>Casing and Screen Material</b>	<b>Depth to Screen Top</b>	<b>Screen Length</b>	<b>Depth to Bottom</b>	<b>Filter Pack Interval</b>
*MW-1	100.0	2" Sch 40 PVC	10' (assumed)	20' (assumed)	30.0	
MW-16S	98.54	2" Sch 40 PVC	10'	15'	25.0	7' - 25'
MW-16 D	98.9	2" Sch 40 PVC	45'	5'	49.51	43' - 50'
MW-17S	96.27	2" Sch 40 PVC	11'	15'	26.5	8' - 26'
MW-18S	100.64	2" Sch 40 PVC	10'	10'	25.0	7' - 25'
MW-18D	100.74	2" Sch 40 PVC	47'	5'	54.0	45' - 52'
MW-19S	99.95	2" Sch 40 PVC	10'	15'	25.0	7' - 25'
MW-19D	100.04	2" Sch 40 PVC	45'	5'	50.0	43' - 50'

\*MW-1 is an existing well which was constructed on February 10, 1998 by B.L. Myers, Inc. Information describing the length of well screen used could not be located in prior reports.

#### **5.2.2 Waste Materials**

Drill cuttings generated during the well installation process have been placed in 55-gallon steel drums. These drums are currently staged inside the building and the courtyard area. These drums will be removed by a licensed disposal company with the waste disposal manifests being included in an Act 2 Final Report.

#### **5.2.3 Groundwater Monitoring**

Following completion of the subsurface evaluation and the installation of additional monitoring wells, the first of two sampling events took place on January 2, 2019 on the newly installed wells (refer to Field Activity Logs in **Appendix B**). The results of the analysis indicated that a majority of the parameters analyzed were reported below the method detection limits (MDL), with 1,2,4-trimethylbenzene, 1,3,5-trimethylbenzene and total xylenes being reported as not-detected above the laboratory MDLs. A majority of the compounds reported above 1 µg/L were found in MW-19D. These constituents-of-concern included 1,1-dichloroethane (6.6 µg/L), 1,1-dichloroethene (31 µg/L), benzene (22 µg/L), cis-1,2-dichloroethene (8.5 µg/L) and trichloroethene (TCE) (41 µg/L). However, none of these values exceeded the non-used aquifer rSHS MSCs as found on **Table 2**. Other compounds detected above 1 µg/L include 2-butanone (MEK) at 2.4 µg/L and acetone (58 µg/L) in well MW-18S while methylene chloride (2.1 µg/L), toluene (1.4 µg/L) and trichloroethene (TCE) (1.8 µg/L) were reported in well MW-16D.

The second round of groundwater sampling, which included monitoring well MW-1, took place on February 22, 2019. Similar results were reported for the various compounds analyzed with, once again, 1,2,4-trimethylbenzene, 1,3,5-trimethylbenzene and total xylenes being reported as not-detected above the laboratory MDLs. Constituents-of-concern reported above 1 µg/L in MW-19D included 1,1-dichloroethane (7.8 µg/L), 1,1-dichloroethene (33 µg/L), acetone (6.1 µg/L), benzene (21 µg/L), carbon disulfide (2.7 µg/L), cis-1,2-dichloroethene (9.0 µg/L), trichloroethene (TCE) (49 µg/L) and vinyl chloride (1.0 µg/L). Only acetone (7.2 µg/L) and cis-1,2-dichloroethene (1.8 µg/L) were reported above 1 µg/L in well MW-1. Once again, none of these values exceeded the non-used aquifer rSHS.

#### **5.2.4 Follow-up Groundwater Monitoring**

As outlined in Section 9.0 Remedial Action Plan, DGPM1, LLC will complete a minimum of eight (8) quarterly groundwater sampling events which will begin upon approval of this RIR/CP document. The monitoring program will include collection of groundwater samples from the three on-site monitoring wells along with the five off-site wells. DGPM1, LLC, through its consultant RT, will continue the quarterly groundwater monitoring for the site and evaluate the monitoring results as they become available. RT will submit further Remedial Action Progress Reports after the monitoring events in accordance with the schedule found in Section 9.2.

### **5.3 Fate and Transport Model**

The Quick Domenico (QD) spreadsheet was utilized to solve the groundwater transport equation for dissolved contaminant plumes. The model is used to estimate the length of contaminant plumes to assess potential off-site impacts, plume stability, natural attenuation, and water quality issues.

#### **5.3.1 Groundwater and Flow Velocity**

As noted in **Table 3**, depth to groundwater ranges from 10.05 to 14.71-feet below ground surface, as recorded during the February 2019 well monitoring event. Groundwater elevation data was used to construct contoured groundwater elevation maps (**Figures 4** through **7**). As shown on these figures, the principal direction of groundwater flow was estimated to be to the south/southeast for both the shallow and deep zones for the January and February 2019 gauging events. A hydraulic gradient of 0.006 ft/ft was calculated between monitoring wells MW-16D and MW-19-D while a



gradient of 0.004 ft/ft between MW-16D and MW-19D. Groundwater exists under water table conditions and, therefore, flows from an area of higher groundwater elevation towards lower elevation.

With an average hydraulic gradient of 0.004 ft/ft, RT calculated the natural groundwater velocity ( $V_N$ ) across the Site.  $V_N$  is defined as:

$$V_N = Ki/n_e$$

where:

K = hydraulic conductivity (feet/day {ft/day}),

i = hydraulic gradient (ft/ft), and

$n_e$  = effective porosity of geologic material (in percent).

Slug tests were performed on each of the four newly installed monitoring wells. As noted on the soil boring and monitoring well completion logs, soils underlying the Site consist primarily of an orange-brown medium coarse sand with some silt to bedrock, generally about thirty-five (35) feet. The porosity of the underlying schist bedrock was assumed to be 35 percent (0.035) and was used to compute the groundwater velocity. Thus;

$$V_N = \frac{(0.13 \text{ ft/day})(0.006 \text{ ft/ft})}{.035}$$

$$V_N = 0.02 \text{ ft/day}$$

Therefore, the groundwater velocity in the vicinity of MW-19D is 0.02 ft/day (South-southeast).

### **5.3.2 Fate and Transport Analysis**

As discussed above, the results of the analysis for two rounds of groundwater sampling conducted upon completion of the installation of the additional monitoring wells in late November – early December 2018 reported detections of 1,1-Dichloroethane, 1,1-Dichloroethene, Benzene, cis-1,2-Dichloroethene, Tetrachloroethene (PCE), Trichloroethene (TCE) and Vinyl chloride in monitoring well MW-19D along with low level

detections of 1,1-Dichloroethane, cis-1,2-Dichloroethene and Trichloroethene in MW-19S. Each of these constituents were reported below its Act 2 residential non-use aquifer MSC in this off-site shallow and deep monitoring well. Low concentrations of 1,1-Dichloroethane were detected in MW-16S (0.38 µg/L); cis-1,2-Dichloroethene in MW-16S (0.27 µg/L), MW-16D (0.38 µg/L) and MW-17S (0.33 µg/L); Trichloroethene in MW-16S (0.85 µg/L), MW-16D (1.8 µg/L) and MW-17S (0.49 µg/L). Vinyl chloride was only detected in monitoring well MW-19 (refer to **Table 1**).

As a conservative measure, a Fate & Transport analysis was run on Trichloroethene (TCE) as part of the Site characterization to calculate the maximum distance that this constituent will migrate down-gradient from off-site POC well (MW-19D) which was reported at concentrations below its Act 2 RNUA MSC of 50 µg/L (49 µg/L). This evaluation was completed following the procedures outlined in the User's Manual for the Quick Domenico Groundwater Fate-and-Transport Model (2/28/2014) and the Quick Domenico (QD) model (8/22/2002) spreadsheet. The QD model calculates the concentration of a compound at any point and time downgradient of a source area of known size and concentration. Parameters used by RT included the following:

- *Source Concentration* – The maximum concentration of Trichloroethene (49.0 µg/L) or (0.049 µg/L) were input into the model.
- *Longitudinal Dispersivity ( $A_x$ )* – The distance to the area of concern was set at 100-feet.
- *Transverse Dispersivity ( $A_y$ )* – RT used the default value of 10.
- *Vertical Dispersivity ( $A_z$ )* – Dispersion perpendicular to the direction of groundwater and water table. In QD, only vertical dispersion below the water table is considered. RT used the recommended conservative dispersion of 0.001, since vertical monitoring was not conducted at the Site.
- *Lambda* – compound-specific first-order decay value. RT calculated the lambda value for benzene by dividing the Degradation Coefficient (K) for benzene [0.35 (K)(yr<sup>-1</sup>)] by one year (365 days) to produce a value of 0.001 [Appendix A – Table 5 – Physical and Toxicological Properties (Organic Regulated Substances) of the Act 2 regulations]. The other compounds were calculated in a similar fashion as benzene.
- *Source Width* – a source width of 40-feet was used in the model.

- *Source Thickness* – As a conservative measure, RT assumed the maximum thickness of soils encountered in original excavation 10 feet).
- *Time* – RT assumes a time of 30-years (10,950 total days) for contaminant migration.
- *Hydraulic Conductivity* – RT used the most conservative measured hydraulic conductivity calculated from slug testing in monitoring the deep wells; 0.13 ft/day as previously referenced.
- *Hydraulic Gradient* – RT used a hydraulic gradient value of 0.006 feet/feet (deep wells).
- *Effective Porosity ( $n_e$ )* – RT assumed a porosity of 35 percent (0.35) for the underlying bedrock aquifer.
- *Soil Bulk Density* – RT assumes a soil bulk density of 1.8.
- *$K_{oc}$*  – the compound-specific organic carbon partition coefficient. RT used the default value of 93 for Trichloroethene (TCE) as listed in [Appendix A – Table 5 – Physical and Toxicological Properties (Organic Regulated Substances) of the Act 2 regulations].
- *Fraction Organic Carbon* – RT used a default value of 0.005 mg/kg.

The QD model output is listed in **Appendix E**. Based on the conservative aquifer characteristics and contaminant data used in the QD model, Trichloroethene (TCE) will migrate 80-feet (south-southwest) across the adjacent property to the intersection of Collins Street and E. Westmoreland Avenues or to the southeastern side of Collins Street (southeast groundwater flow).

As indicated above, groundwater flows through the underlying shallow and deep (schist) aquifer. As such, RT assumed a “worse-case scenario” and inputted very conservative values for time (30 years /10,950 days), soil bulk density (1.8), and fraction organic carbon (0.005). Modeling results indicate that TCE concentrations 80-feet downgradient of POC well MW-19D will be 0.027 µg/L after a 30-year time frame.

An isoconcentration map was prepared for Trichloroethene based on the data obtained during the groundwater sampling event of February 22, 2019 and the Fate and Transport

modeling exercise. **Figure 9** illustrates the modeled concentration 80-feet distant from the source well.

## 6 Soil Gas Sampling

---

Three sub-slab soil gas samples were obtained at the property during two separate sampling events. Soil gas point SP-1 (SV-1) was installed in soil boring SB-304 in old room 02, SV-2 was installed in boring SB-305 in the office/laboratory area which is not part of the redevelopment project and sample point SV-3 (SB-310) is located in the 4-story building (loading dock area). Each vapor point was constructed on October 3, 2018 as follows:

- The GeoProbe borings were filled from the bottom to ~2-feet bgs with granular bentonite;
- ~1-foot granular sand was placed on top of the bentonite then a 6-inch stainless steel vapor point implant connected to Teflon-line tubing was inserted into the boring;
- The void space around the implant/tubing was filled with sand then topped with a bentonite seal;
- The remaining void space at the surface was finished flush with a QuickCrete mix to seal the surface;
- Open end of Teflon tubing sealed with a cap; and
- Manhole cover was installed on SV-3 due to worker and vehicle traffic in this area.

The three monitoring points were sampled on October 11, 2018 and February 22, 2019. Prior to sample collection, a leak test was performed on each vapor point using a helium shroud as follows:

- Initial measurement of helium below slab (0 ppm);
- Fill shroud with helium (17.6%);
- Check helium level below slab again (0 ppm);
- Check confirmed no leaks in system then proceed to perform shut-in test of sampling system (purge lines);

- Prior to sampling, each soil vapor point was purged using an SKC pump set to low air flow mode in order to remove stagnant air from the collection tubing;
- Upon completion of line purging, a valve on the individual SUMMA canister was open to begin sample collection.

One-liter Summa canisters with pressure gauges were used to collect the sample based on individual canister starting and ending pressures (refer to Field Sampling Logs in **Appendix B**). Upon completion of the sampling period, the canisters were removed from the sample probes, properly labeled with chain of custody protocols and records, and immediately transported to the TestAmerica login facility in King of Prussia, PA for shipment to the Burlington, VT laboratory.

### **6.1 Sub-Slab Sample Results**

Each sampling point reported an exceedance of at least one compound during the initial sampling event for collection points SV-1 and SV-3 (sample point SV-2 is located in the office/laboratory building which is not part of the redevelopment project). Chloroform exceeded the residential sub-slab soil gas criteria of  $41 \mu\text{g}/\text{m}^3$  in point SV-1 ( $57 \mu\text{g}/\text{m}^3$ ) during the first sampling event but was below detection ( $<10 \mu\text{g}/\text{m}^3$ ) in February 2019. This compound was also reported above the Standard in SV-3 for both October 2018 ( $5600 \text{ D } \mu\text{g}/\text{m}^3$ ) and February 2019 ( $330 \mu\text{g}/\text{m}^3$ ). Carbon tetrachloride ( $160 \mu\text{g}/\text{m}^3$ ) was exceeded in SV-3 at  $5,600 \mu\text{g}/\text{m}^3$  in October 2018 and  $370 \mu\text{g}/\text{m}^3$  in February 2019. The compounds 1,1-Dichloroethane ( $590 \mu\text{g}/\text{m}^3$ ) and 1,2-Dichloroethane ( $36 \mu\text{g}/\text{m}^3$ ) exceeded the permissible standards in October 2019 at  $710 \mu\text{g}/\text{m}^3$  and  $39 \mu\text{g}/\text{m}^3$  respectively in SV-3. However, both of these compounds were below the standard in February 2019 ( $21 \mu\text{g}/\text{m}^3$  and  $<8 \mu\text{g}/\text{m}^3$  respectively). Trichloroethene (TCE) ( $80 \mu\text{g}/\text{m}^3$ ) was exceeded in SV-3 ( $1,500 \mu\text{g}/\text{m}^3$ ) during the initial sampling event but was below the screening standard ( $46 \mu\text{g}/\text{m}^3$ ) in the February sample. These results are summarized on **Table 3**, and laboratory reports are included in **Appendix A**.

As part of the cleanup plan following demolition of the warehouse area along Amber Street, the new construction foundation will be installed with a vapor barrier and passive vent system as an engineering control. Additional indoor air quality testing will be conducted in the four story building, which is to be gutted and refurbished with apartment

units, once the installation of all utilities are complete and the concrete floor restored to grade.

## 7 Site Conceptual Model

---

According to information obtained from the Scholler, Inc. Act 2 Final Report, which was approved by the Department on October 28, 2002, the property has been restricted to non-residential soil and groundwater use due to impacts of residual petroleum hydrocarbons from a prior UST release.

Arawak Holding Corporation permanently closed in-situ and out of service 10,000-gallon heating oil UST during May 1998. No soil excavation was conducted as the tank was located beneath the floor in the former lab/office building making equipment access impractical without razing the structure. This tank was sealed in place by filling with a concrete slurry. The location of the former UST is situated in a section of the complex that is not part of the proposed redevelopment project.

Recent subsurface drilling activity in the western portion of the property, old room 01 & 02 in the vicinity of the former row house at the corner of Amber Street and East Westmoreland Avenue, reported soil concentrations of PCE and benzo (a) pyrene above the rSHS. Laboratory analytical results indicate that concentrations of PCE (7.5 mg/kg) and benzo (a) pyrene (1.3 mg/kg) were detected above the rSHS in SB-301-1.5. As indicated via sample identifier, this sample was obtained at a depth of 1.5-feet below surface grade. A subsequent sample was obtained from the same boring at a depth of 5.5-feet which reported values for all three of the aforementioned constituents of concern to be below the rSHS MSCs. This soil area is not a source of chlorinated compounds in groundwater based on the soil results. Therefore, it is proposed that the area surrounding this boring be excavated prior to any demolition activity to a depth of 5-feet or less and the material transported to a licensed facility for disposal. In addition, both sidewall and bottom post-excavation attainment samples will be obtained in the excavation for inclusion in an Act 2 Final Report document. A similar remedial scenario will be performed in the vicinity of boring SB-303-2.5 to remove soil impacted with benzo (a) pyrene.

All proposed soil excavation work will be conducted via RT oversight to ensure that all contaminated soil material is removed. Once the existing building is razed, a basement will be excavated and a concrete floor will be installed with appropriate sub-slab ventilation in all “new construction” areas.

### **7.1 Migration Pathways**

In the areas of new construction, underground utilities will be installed prior to the pouring of the foundation walls/floor which will be installed with a sub-slab vapor barrier and passive vent system as an engineering control. Migration pathways at the site will be limited as a majority of the development footprint will be covered with buildings, concrete sidewalks, and asphalt vehicle parking areas. Any utility entrance through the foundation walls in the basement will be adequately sealed in order to eliminate any potential for vapor migration from soil into the structure. Groundwater is one potential migration pathway which will be controlled via the sub-slab vapor barrier and passive vent system previously discussed. Other pathways which may be created at a future date could involve exposed soil uncovered during utility repair.

### **7.2 Potential Receptors and Completed Exposure Pathways**

The site and surrounding properties are designated for a mixed use of industrial, commercial and residential structures. A majority of the properties have previously (historically) been developed with a mix of industrial/commercial buildings which are interspersed with residential (single family) row housing. Re-development has been taking place in the Kensington section of the city through rezoning of industrial buildings and conversion to residential apartments or lofts. Older structures are also being razed and replaced with new construction consisting of both residential and commercial applications. Migration pathways present at the site are incomplete as the migration of constituents of concern beyond the off-site POC well has been confirmed through Fate & Transport modeling. The modeling demonstrates that TCE does not extend further than eighty (80) feet beyond the point of compliance well (MW-19D). All other compounds were reported at values well below their respective non-used aquifer rSHS MSCs and were not included in the modeling exercise. All properties in this section of the city are serviced by the Philadelphia Water Department. There are no potable or industrial wells within ½-mile of the subject property (refer to **Figure 8**). The indoor air exposure pathway is considered to be incomplete as the “new construction” areas will be installed

with a sub-slab vapor barrier and passive vent system and the renovated multi-story building will be screened via indoor air quality testing after construction.

## 8 Conclusions and Recommendations

---

Based on the subsurface soil investigation conducted by DGPM1, LLC in October 2018, residual contamination remains in the soil in the western portion of the property. Old rooms 01 & 02 in the vicinity of the former row house at the corner of Amber Street and East Westmoreland Avenue, reported soil concentrations of PCE and benzo (a) pyrene above the rSHS. Laboratory analytical results indicate that concentrations of PCE (7.5 mg/kg) and benzo (a) pyrene (1.3 mg/kg) were detected above the rSHS in SB-301-1.5. As indicated via sample identifier, this sample was obtained at a depth of 1.5-feet below surface grade. A subsequent sample was obtained from the same boring at a depth of 5.5-feet which reported values for all three of the aforementioned constituents of concern to be below the rSHS MSCs. Therefore, it is proposed that the area surrounding this boring be excavated as part of any demolition activity to a depth of 5-feet or less and the material transported to a licensed facility for disposal. In addition, both sidewall and bottom post-excavation attainment samples will be obtained in the excavation for inclusion in an Act 2 Final Report document. A similar remedial scenario will be performed in the vicinity of boring SB-303-2.5 to remove soil impacted with benzo (a) pyrene.

It is anticipated that following demolition of the warehouse area along Amber Street, the new construction foundation will be installed with a sub-slab vapor barrier and passive vent system as an engineering control. Additional indoor air quality testing will be conducted in the four story building, which is to be gutted and refurbished with apartment units, once the installation of all utilities are complete and the concrete floor restored to grade.

DGPM1, LLC will monitor each of the shallow and deep monitoring wells for eight (8) additional quarters. During each of the 8 sampling events, the wells will be gauged then purged of three volumes via a submersible pump. Upon completion of the purging cycle and stabilization of the field parameters (Temperature, Conductivity, Dissolved Oxygen, pH, and Oxidation Reduction Potential) the wells will be sampled via the submersible pump.



Each sample will be immediately place into laboratory supplied containers, packed in ice, and submitted to the appropriate laboratory under proper chain-of-custody documentation.

## 9 Remedial Action Plan

---

### 9.1 Remedial Action Options

The following remedial alternatives have been evaluated based on recent soil concentration:

#### 9.1.1 Proposed Alternatives

- a. **Option 1 – Removal and Landfilling** - The soil investigation shows two very small focused areas of impact remaining within the redevelopment footprint. These areas can be remediated through the implementation soil excavation in the vicinity of the affected borings. The practicality of this option is favorable provided that it takes place prior to any building demolition.
- b. **Option 2 – In-Situ Chemical Injection** - Should Option 1 not be feasible, the next likely remedial option would be in-situ chemical oxidation to remediate the residual soil contamination. This would involve installation of injection points in the area of residual soil impacts and an injection of treatment chemicals (diluted hydrogen peroxide, Fenton's Reagent or activated sodium persulfate). The injection would be monitored over a period of time to determine if the injection was successful.
- c. **Option 3 – No Action** – This option would consist of implementing long term institutional controls to restrict access to the property and would be combined with monitored natural attenuation.

#### 9.1.2 Remedy Selection Criteria

In general, the evaluation criteria is directly or indirectly related to the overall site remediation objectives that are to remove/remediate all impacted soil on-site and to assure water quality complies with the residential Statewide Health Standard established for a non-used aquifer. In addition, the remediator aims to reduce the risks posed by any remaining contaminated sediments to human health or the environment.

### 9.1.3 Alternative Analysis

- **In-situ Chemical Injection** – This technology was eliminated from further consideration based on the low concentrations of remaining constituents-of-concern in the delineated impact areas.
- **No Action** – This No Action option was eliminated from further consideration based on the composition of the proposed residential development.
- **Removal and Landfilling** – was further evaluated and selected as the best available option to remediate the site using a residential Statewide Health Standard for soil.

### 9.1.4 Conceptual Design

It is the choice of the remediator to remove impacted material from the source area. Delineated material will be removed via backhoe or track hoe depending on the availability of equipment and the scope of the work order. Non-impacted material will be segregated on site, placed on and covered with plastic, and sampled to determine if it meets the criteria for “clean backfill” specific to the project. Impacted material will be placed directly into rolloff’s, sampled, and transported to a licensed facility for permanent disposal.

### 9.1.5 Impacted Soil Removal Activities

As the characterization activities have shown residual soil impacts are present in two of the October 2018 subsurface investigation soils samples (SB-301 and SB-303) at levels which exceed the selected rSHS, DGPM1, LLC proposes to excavate and properly dispose of the impacted soil at an offsite permitted disposal facility (Clean Earth of Philadelphia). Excavation activities will be guided by field measurements with a photoionization detector (PID) as well as visual and olfactory indications. Material will be removed from around soil borings SB-301 and SB-303. Upon determining the extent of impacted soil to be removed, post excavation soil samples will be collected. It is anticipated that eight (8) soil samples will be collected from each excavation area. The goal of the post excavation soil samples is to demonstration attainment of the residential statewide health standards for constituents of concern.

Further, as part of the remedial activities, overburden soils (soils determined not to be impacted based on characterization soil samples, PID, visual and/or olfactory

indications) will be stockpiled on plastic and characterized to determine if they can be reused onsite.

Soils determined to be impacted based on PID, visual and olfactory indications will be characterized for waste disposal parameters to obtain disposal facility approval. Once the disposal facility approval is obtained, impacted soils will be placed in lined rolloffs and/or direct loaded into trucks for transportation to the disposal facility.

Upon evaluation of the post excavation soil samples (soil samples which meet the residential statewide health standards), the excavation area will be backfilled with overburden soils (if confirmed to be not impacted) and/or off-site clean fill (quarry stone).

Further groundwater monitoring will be completed as discussed in the following Section.

## **9.2 Groundwater Monitoring Activities**

DGPM1, LLC will complete a minimum of eight (8) quarterly groundwater sampling events which will begin upon approval of the RIR/CP. The monitoring program will include collection of groundwater samples from the three on-site monitoring wells and the five off-site wells. DGPM1, LLC, through its consultant RT, will continue the quarterly groundwater sample collection at the site and evaluate the monitoring results as they become available.

## **9.3 Analytical Methods**

TestAmerica will utilize EPA Method 8260C – Volatile Organic Compounds by GC/MS. This method is used to determine volatile organic compounds in a variety of solid waste matrices. This method is applicable to nearly all types of samples, regardless of water content, including various air sampling trapping media, ground and surface water, aqueous sludge's, caustic liquors, acid liquors, waste solvents, oily wastes, mousses, tars, fibrous wastes, polymeric emulsions, filter cakes, spent carbons, spent catalysts, soils and sediments.

The volatile compounds are introduced into the gas chromatograph by the purge-and trap method or by other methods. The analytes are introduced directly to a wide bore capillary column, or the effluent from the trap is sent to an injection port operating in the

split mode for injection to a narrow-bore capillary column. The column is temperature-programmed to separate the analytes, which are then detected with a mass spectrometer (MS) interfaced to the gas chromatograph (GC).

#### **9.4 Attaining Acceptable Soil Concentrations**

Affected soil identified during the subsurface investigation will be excavated during the proposed remedial operations which will take place during August 2020. It is estimated that approximately 130-tons (~87 yd<sup>3</sup>) of potentially impacted soils, will be removed from the redevelopment footprint prior to the initiation of any demolition work. All material will be handled as non-hazardous waste and will be transported to a licensed facility for disposal.

Once all potentially impacted material has been removed from each excavation, confirmatory soil samples will be obtained based on a systematic random sampling plan. It is anticipated that by using this format, eight soil samples (bottom and sidewall) will be collected from each excavation. All laboratory provided sample containers will be properly identified, packed on ice, and transported to the TestAmerica Laboratory login facility in King of Prussia for analysis of the applicable compound (PCE and/or benzo (a) pyrene). A residential Statewide Health Standard has been selected for the soil media.

#### **9.5 Attaining Acceptable Groundwater Concentrations**

A residential non-used aquifer statewide standard has been selected for groundwater media. Following completion of the November/December 2018 groundwater monitoring well installation, the first of two sampling events took place on January 2, 2019. The results of the analysis indicated that a majority of the parameters analyzed were reported below the method detection limits (MDL), with 1,2,4-trimethylbenzene, 1,3,5-trimethylbenzene and total xylenes being reported as not-detected above the laboratory reporting limit. A majority of the compounds reported above 1 µg/L were found in MW-19D. These constituents-of-concern included 1,1-dichloroethane (6.6 µg/L), 1,1-dichloroethene (31 µg/L), benzene (22 µg/L), cis-1,2-dichloroethene (8.5 µg/L) and trichloroethene (TCE) (41 µg/L). However, none of these values exceeded the non-used aquifer rSHS MSCs as found on **Table 2**. Other compounds detected above 1 µg/L include 2-butanone (MEK) at 2.4 µg/L and acetone (58 µg/L) in well MW-18S while

methylene chloride (2.1 µg/L), toluene (1.4 µg/L) and trichloroethene (TCE) (1.8 µg/L) were reported in well MW-16D.

The second round of groundwater sampling, which included monitoring well MW-1, took place on February 22, 2019. Similar results were reported for the various compounds analyzed with, once again, 1,2,4-trimethylbenzene, 1,3,5-trimethylbenzene and total xylenes being reported as not-detected above the laboratory reporting limit. Constituents-of-concern reported above 1 µg/L in MW-19D included 1,1-dichloroethane (7.8 µg/L), 1,1-dichloroethene (33 µg/L), acetone (6.1 µg/L), benzene (21 µg/L), carbon disulfide (2.7 µg/L), cis-1,2-dichloroethene (9.0 µg/L), trichloroethene (TCE) (49 µg/L) and vinyl chloride (1.0 µg/L). Only acetone (7.2 µg/L) and cis-1,2-dichloroethene (1.8 µg/L) were reported above 1 µg/L in well MW-1. Once again, none of these values exceeded the non-used aquifer rSHS.

Therefore, once this RIR/CP document is approved by the Department, an additional eight (8) quarters of groundwater sampling will be conducted on the three (3) on-site and five (5) off-site groundwater monitoring wells to demonstrate attainment of the residential statewide health standard for constituents in groundwater (non-use aquifer).

## 10 Contact Information

---

The contact information for the 2101-09 E. Westmoreland Street (former Scholler, Inc.) development located at 3320 Collins Street in Philadelphia, Pennsylvania, is as follows:

### **REMIANIATOR**

The Remediator of the site is as follows:

Mr. David Goldstein  
Follow Through Capital  
20 Conshohocken State Road, Apt. 312  
Bala Cynwyd, PA 19004  
215-771-2000

**CONSULTANT**

The Consultant to the Remediator and Owner's Representative for the site is as follows:

John C. Lydzinski, P.G.  
RT Environmental Services, Inc.  
215 West Church Road, Suite 300  
King of Prussia, Pennsylvania 19406-3207  
Phone: 610-265-1510 ext. 211  
Cell: 610-246-2502

**PROFESSIONAL SEAL**

Pursuant to the requirements of the Land Recycling and Environmental Remediation Standards Act (Act 2), 25 Pa. Code Chapter 250, (adopted on August 16, 1997), I hereby attest that, as a Professional Geologist licensed in the Commonwealth of Pennsylvania, I am familiar with and have reviewed the following:

**REMEDIAL INVESTIGATION REPORT/CLEANUP PLAN**

**Dated: July 15, 2020**


**eFACTS PF No. 836850**

**2101-09 E. Westmoreland Street which is a portion of the Former Scholler, Inc.**

**Site located at 3320 Collins Street in Philadelphia County, Philadelphia,**

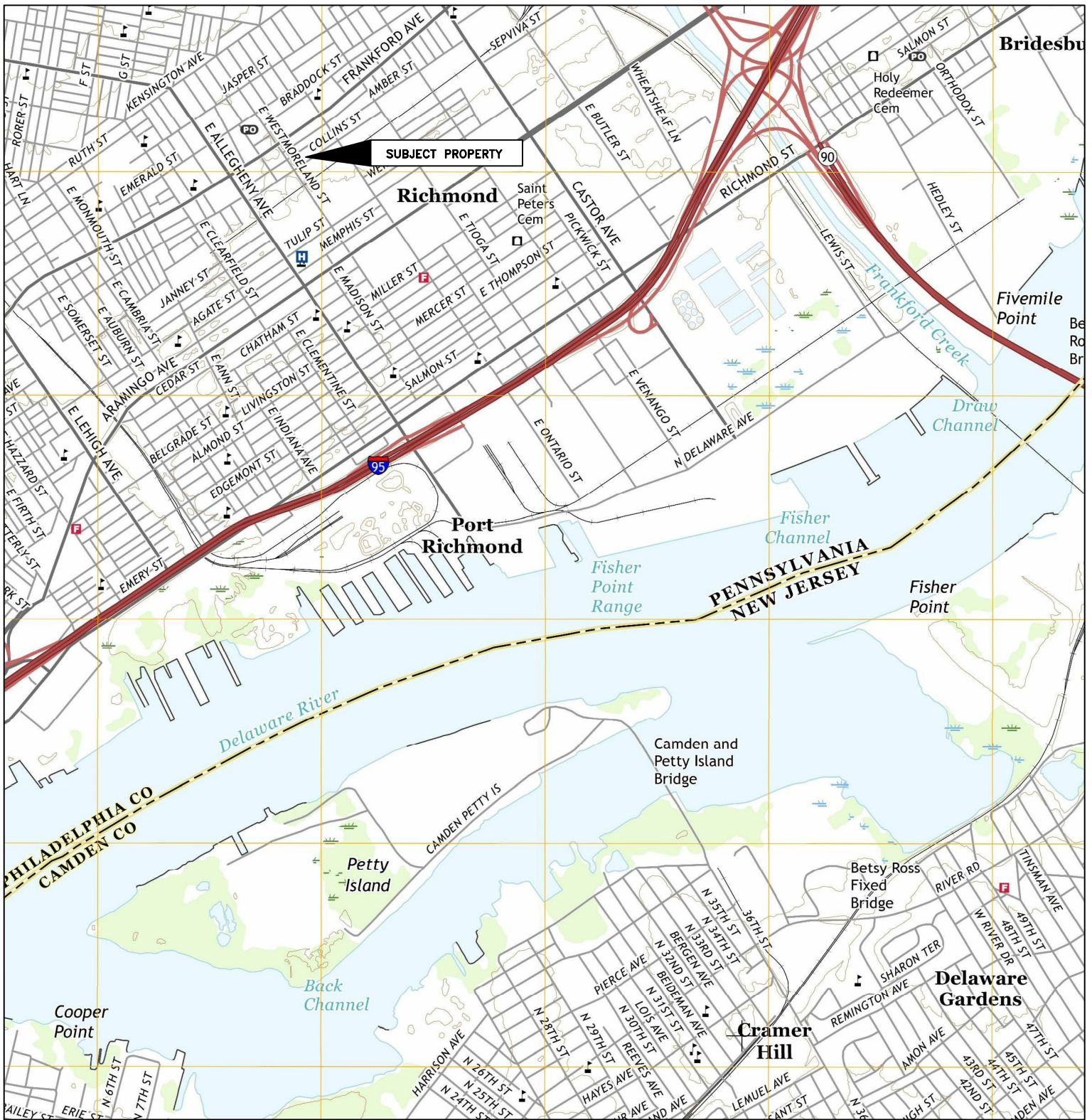
**Pennsylvania 19134**

John C. Lydzinski, P.G.  
Geologist  
RT Environmental Services, Inc.  
Pennsylvania Registered Professional Geologist No. PG 001062-G

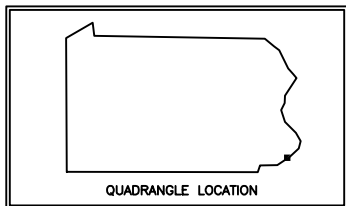



*"By affixing my seal to this document, I am certifying that the information contained herein is true and correct. I further certify that I am licensed to practice geology in the Commonwealth of Pennsylvania and that it is within my professional area of expertise to verify the correctness of this information."*

## FIGURES



SOURCE: USGS 7.5 MINUTE TOPOGRAPHIC QUADRANGLE  
 CAMDEN, NJ-PA  
 CONTOUR INTERVAL 10 FEET  
 SCALE (feet)



**RT Environmental Services, Inc.**  
 215 West Church Road  
 King of Prussia, PA 19406

**FIGURE 1  
 SITE LOCATION MAP**

3320 COLLINS STREET, PHILADELPHIA, PA

Prepared For:

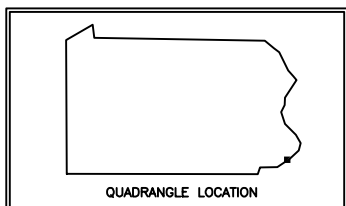
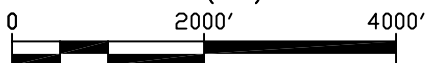
FOLLOW THROUGH CAPITAL  
 20 CONSHOHOCKEN ROAD, APT 312  
 CONSHOHOCKEN, PA

CHARGE	2043-20	AUTOCAD FILE	ENGINEER	DESIGNER	DRAFTSPERSON	VL
SCALE	1" = 2000'	DRAWING NUMBER			REVISION	
DATE	4/4/19	y:\rt projects\2000 series\2043-20\figures\figures.dwg				





SOURCE: USGS 7.5 MINUTE GEOLOGIC QUADRANGLE  
 CAMDEN, NJ-PA  
 CONTOUR INTERVAL 10 FEET  
 SCALE (feet)



**RT Environmental Services, Inc.**  
 215 West Church Road  
 King of Prussia, PA 19406

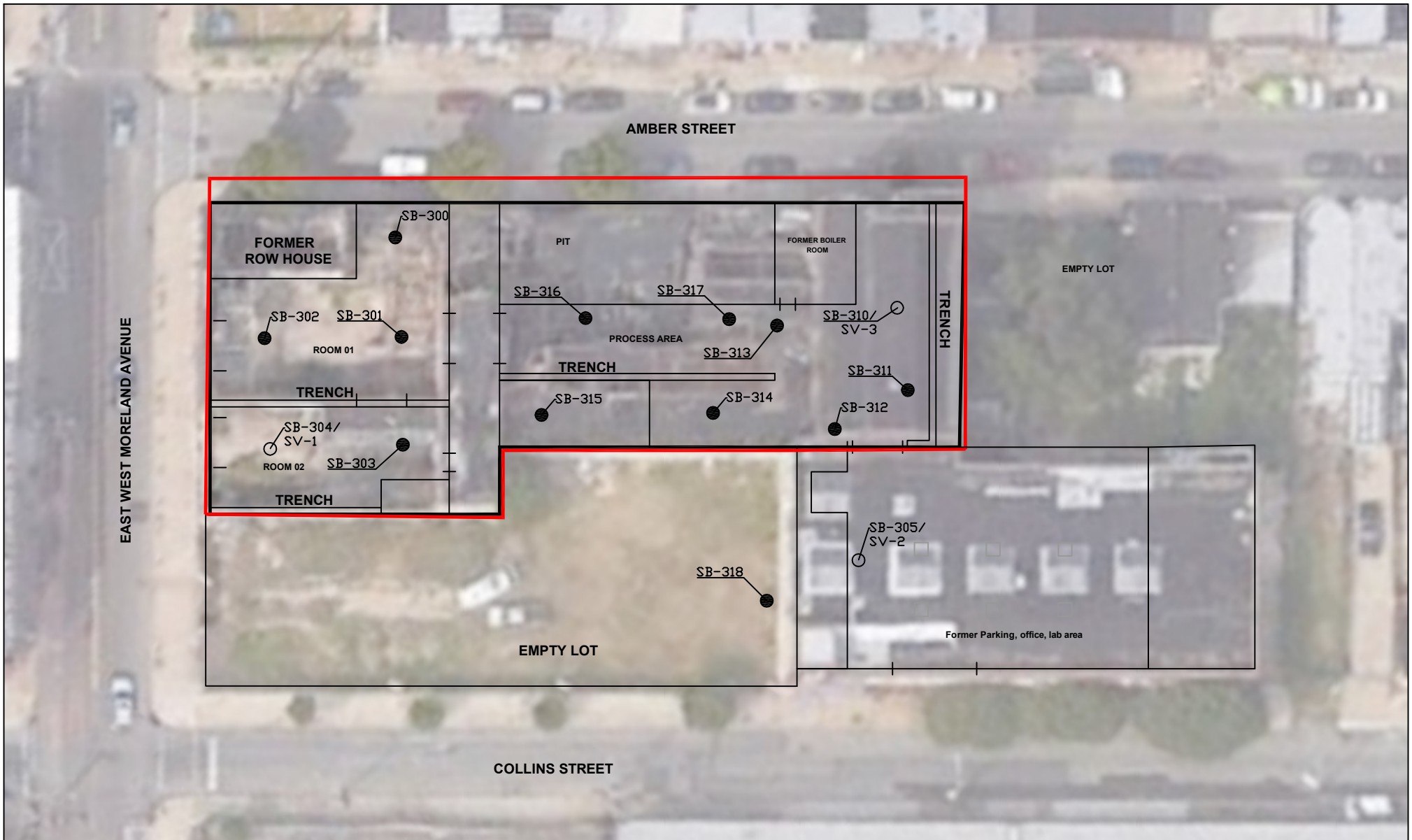
**FIGURE 2**  
**GEOLOGIC QUADRANGLE MAP**

3320 COLLINS STREET, PHILADELPHIA, PA

Prepared For:

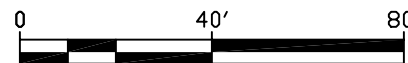
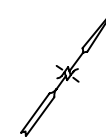
FOLLOW THROUGH CAPITAL  
 20 CONSHOCKEN ROAD, APT 312  
 CONSHOCKEN, PA

CHARGE	2043-20	AUTOCAD FILE	ENGINEER	DESIGNER	DRAFTSPERSON	AS
SCALE	1" = 2000'	DRAWING NUMBER			REVISION	
DATE	4/6/2020	y:\rt projects\2000 series\2043-20\figures\figures.dwg				



**LEGEND**

- SOIL BORING - OCT. 2018
- SOIL BORING CONVERTED TO SUB-SLAB SOIL GAS SAMPLE POINT - OCT. 2018
- WAREHOUSE AREA TO BE REDEVELOPED



**RT Environmental Services, Inc.**  
 215 West Church Road  
 King of Prussia, PA 19406

**FIGURE 3  
 SOIL BORING LOCATION MAP**




3320 COLLINS STREET, PHILADELPHIA, PA

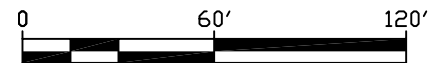
Prepared For:  
 FOLLOW THROUGH CAPITAL  
 20 CONSHOHOCKEN ROAD, APT 312  
 CONSHOHOCKEN, PA

CHARGE	2043-20	AUTOCAD FILE	ENGINEER	DESIGNER	DRAWN/PERSON	VJL
SCALE	1" = 40'	DRAWING NUMBER	y:\rt projects\2000 series\2043-20\figures\figures.dwg			
DATE	4/4/19	REVISION	1			



**LEGEND**

-  MONITORING WELL
-  GROUNDWATER FLOW DIRECTION
-  WAREHOUSE AREA TO BE REDEVELOPED



**RT Environmental Services, Inc.**  
 215 West Church Road  
 King of Prussia, PA 19406

FIGURE 4  
 GW FLOW MAP – SHALLOW  
 January 2, 2019




3320 COLLINS STREET, PHILADELPHIA, PA

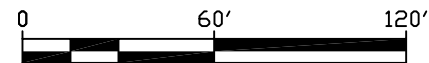
Prepared For:  
 FOLLOW THROUGH CAPITAL  
 20 CONSHOCKEN ROAD, APT 312  
 CONSHOCKEN, PA

CHARGE	2043-20	AUTOCAD FILE	ENGINEER	DESIGNER	DRAWN/PERSON
SCALE	1" = 60'	DRAWING NUMBER	y:\rt projects\2000 series\2043-20\figures\figures.dwg		
DATE	4/4/19	REVISION	1		



**LEGEND**

-  MONITORING WELL
-  GROUNDWATER FLOW DIRECTION
-  WAREHOUSE AREA TO BE REDEVELOPED



**RT Environmental Services, Inc.**  
 215 West Church Road  
 King of Prussia, PA 19406

FIGURE 5  
 GW FLOW MAP - DEEP  
 January 2, 2019

3320 COLLINS STREET, PHILADELPHIA, PA

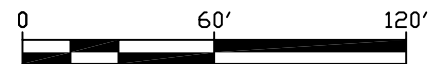
Prepared For:  
 FOLLOW THROUGH CAPITAL  
 20 CONSHOHOCKEN ROAD, APT 312  
 CONSHOHOCKEN, PA

CHARGE	2043-20	AUTOCAD FILE	ENGINEER	DESIGNER	DRAWN/PERSON
SCALE	1" = 60'	DRAWING NUMBER	y:\rt projects\2000 series\2043-20\figures\figures.dwg		
DATE	4/4/19	REVISION	1		



**LEGEND**

- MONITORING WELL
- ➔ GROUNDWATER FLOW DIRECTION
- WAREHOUSE AREA TO BE REDEVELOPED



**RT Environmental Services, Inc.**  
 215 West Church Road  
 King of Prussia, PA 19406

FIGURE 6  
 GW FLOW MAP – SHALLOW  
 February 22, 2019




3320 COLLINS STREET, PHILADELPHIA, PA

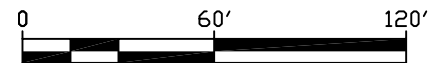
Prepared For:  
 FOLLOW THROUGH CAPITAL  
 20 CONSHOCKEN ROAD, APT 312  
 CONSHOCKEN, PA

CHARGE	2043-20	AUTOCAD FILE	ENGINEER	DESIGNER	DRAWN/PERSON
SCALE	1" = 60'	DRAWING NUMBER	y:\rt projects\2000 series\2043-20\figures\figures.dwg		
DATE	4/4/19	REVISION	1		



**LEGEND**

-  MONITORING WELL
-  GROUNDWATER FLOW DIRECTION
-  WAREHOUSE AREA TO BE REDEVELOPED



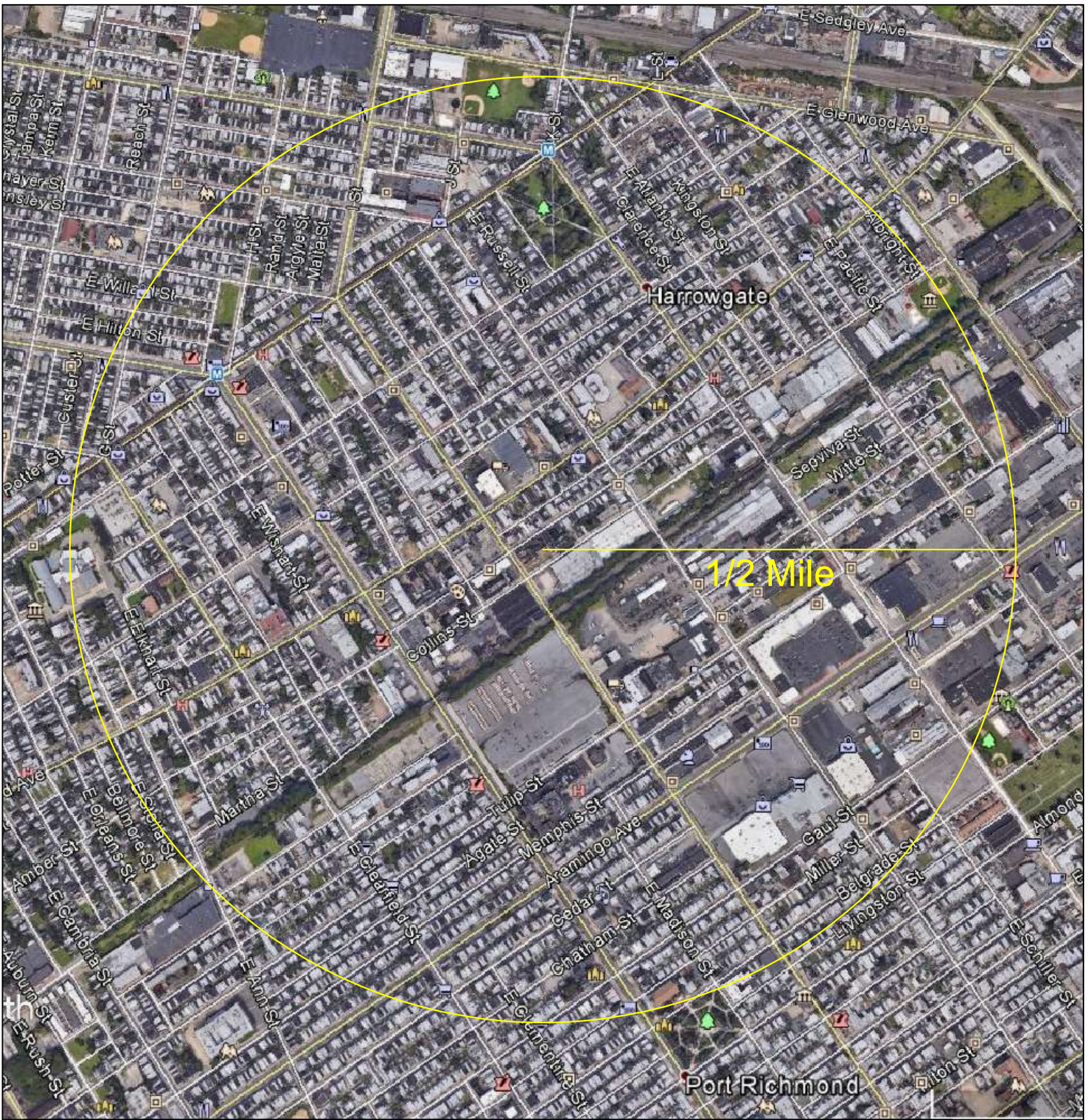
**RT Environmental Services, Inc.**  
 215 West Church Road  
 King of Prussia, PA 19406

FIGURE 7  
 GW FLOW MAP – DEEP  
 February 22, 2019

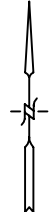
3320 COLLINS STREET, PHILADELPHIA, PA

Prepared For:  
 FOLLOW THROUGH CAPITAL  
 20 CONSHOCKEN ROAD, APT 312  
 CONSHOCKEN, PA

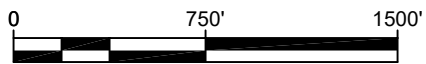
CHARGE	2043-20	AUTOCAD FILE	ENGINEER	DESIGNER	DRAWN/PERSON
SCALE	1" = 60'	DRAWING NUMBER	y:\rt projects\2000 series\2043-20\figures\figures.dwg		
DATE	4/4/19	REVISION	1		



LEGEND:  
 GROUNDWATER WELL



NOTE:  
 NO DOMESTIC OR INDUSTRIAL GROUNDWATER WELLS ARE PRESENT  
 WITHIN 0.5 MILE FROM THE SUBJECT PROPERTY



**RT Environmental Services, Inc.**  
 215 West Church Road  
 King of Prussia, PA 19406

FIGURE 8:  
 WELL RECEPTOR MAP

3320 COLLINS STREET, PHILADELPHIA, PA  
 Prepared For:  
 FOLLOW THROUGH CAPITAL  
 20 CONSHOCKEN ROAD, APT 312  
 CONSHOCKEN, PA

CHARGE	2043-20	AUTOCAD FILE	ENGINEER	DESIGNER	DRAFTSPERSON	JX
SCALE	1" = 1000'	DRAWING NUMBER				REVISION
DATE	4/10/2020	y:\rt projects\2000 series\2043-20\figures\well search\figures.dwg				



**LEGEND**



MONITORING WELL

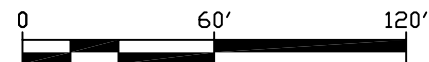


WAREHOUSE AREA TO BE REDEVELOPED

**RT Environmental Services, Inc.**  
215 West Church Road  
King of Prussia, PA 19406

FIGURE 9  
TCE ISOCONCENTRATION MAP  
3320 COLLINS STREET, PHILADELPHIA, PA

Prepared For:  
FOLLOW THROUGH CAPITAL  
20 CONSHOHOCKEN ROAD, APT 312  
CONSHOHOCKEN, PA



CHARGE	2043-20	AUTOCAD FILE	ENGINEER	DESIGNER	DRAWN/PERSON
SCALE	1" = 60'	DRAWING NUMBER	y:\rt projects\2000 series\2043-20\figures\figures.dwg		
DATE	4/4/19	REVISION	1		



## TABLES

**TABLE 1**  
**GEOPROBE SOIL SAMPLE RESULTS**





**TABLE 2**  
**BASELINE GROUNDWATER DATA (JANUARY & FEBRUARY 2019)**



**TABLE 3**  
**GROUNDWATER ELEVATIONS**

Table 3  
Groundwater Elevations

Monitoring Well	Date	TOC Elevation (ft)	Depth to GW (ft)	GW Elevation (ft)
MW-1	1/2/2019	100	-	-
	1/15/2019		14.05	85.95
	1/23/2019		14.14	85.86
	2/22/2019		14.21	85.79
MW-16S	1/2/2019	98.54	12.01	86.53
	1/15/2019		12.16	86.38
	1/23/2019		12.04	86.5
	2/22/2019		12.3	86.24
MW-16D	1/2/2019	98.90	12.41	86.49
	1/15/2019		12.62	86.28
	1/23/2019		12.46	86.44
	2/22/2019		12.71	86.19
MW-17S	1/2/2019	96.27	9.85	86.42
	1/15/2019		10.06	86.21
	1/23/2019		10.04	86.23
	2/22/2019		10.05	86.22
MW-18S	1/2/2019	100.64	15.35	85.29
	1/15/2019		14.55	86.09
	1/23/2019		14.65	85.99
	2/22/2019		14.62	86.02
MW-18D	1/2/2019	100.74	15.15	85.59
	1/15/2019		14.64	86.10
	1/23/2019		14.71	86.03
	2/22/2019		14.71	86.03
MW-19S	1/2/2019	99.95	13.85	86.1
	1/15/2019		13.97	85.98
	1/23/2019		14.01	85.94
	2/22/2019		14.01	85.94
MW-19D	1/2/2019	100.04	14.45	85.59
	1/15/2019		14.11	85.93
	1/23/2019		14.16	85.88
	2/22/2019		14.55	85.49



**TABLE 4**  
**SUB-SLAB SOIL VAPOR SCREENING DATA**



**APPENDIX A**  
**LABORATORY REPORTS**

**ANALYTICAL REPORTS (GROUNDWATER)**

# TestAmerica

THE LEADER IN ENVIRONMENTAL TESTING

## ANALYTICAL REPORT

TestAmerica Laboratories, Inc.  
TestAmerica Edison  
777 New Durham Road  
Edison, NJ 08817  
Tel: (732)549-3900

TestAmerica Job ID: 460-172581-1  
Client Project/Site: Collins Street

For:  
RT Environmental Services, Inc.  
215 West Church Road  
Suite 300  
King of Prussia, Pennsylvania 19406

Attn: Walter Hungarter



Authorized for release by:  
1/10/2019 3:46:17 PM

Jill Miller, Senior Project Manager  
(484)685-0871  
[jill.miller@testamericainc.com](mailto:jill.miller@testamericainc.com)

### LINKS

Review your project  
results through  
**TotalAccess**

Have a Question?



Visit us at:  
[www.testamericainc.com](http://www.testamericainc.com)

*The test results in this report meet all 2003 NELAC and 2009 TNI requirements for accredited parameters, exceptions are noted in this report. This report may not be reproduced except in full, and with written approval from the laboratory. For questions please contact the Project Manager at the e-mail address or telephone number listed on this page.*

*This report has been electronically signed and authorized by the signatory. Electronic signature is intended to be the legally binding equivalent of a traditionally handwritten signature.*

*Results relate only to the items tested and the sample(s) as received by the laboratory.*

1

2

3

4

5

6

7

8

9

10

11



# Table of Contents

Cover Page . . . . .	1
Table of Contents . . . . .	2
Definitions/Glossary . . . . .	3
Case Narrative . . . . .	4
Client Sample Results . . . . .	5
Lab Chronicle . . . . .	15
Certification Summary . . . . .	17
Method Summary . . . . .	18
Sample Summary . . . . .	19
Chain of Custody . . . . .	20
Receipt Checklists . . . . .	22

# Definitions/Glossary

Client: RT Environmental Services, Inc.  
Project/Site: Collins Street

TestAmerica Job ID: 460-172581-1

## Qualifiers

### GC/MS VOA

Qualifier	Qualifier Description
U	Indicates the analyte was analyzed for but not detected.
J	Result is less than the RL but greater than or equal to the MDL and the concentration is an approximate value.

## Glossary

Abbreviation	These commonly used abbreviations may or may not be present in this report.
α	Listed under the "D" column to designate that the result is reported on a dry weight basis
%R	Percent Recovery
CFL	Contains Free Liquid
CNF	Contains No Free Liquid
DER	Duplicate Error Ratio (normalized absolute difference)
Dil Fac	Dilution Factor
DL	Detection Limit (DoD/DOE)
DL, RA, RE, IN	Indicates a Dilution, Re-analysis, Re-extraction, or additional Initial metals/anion analysis of the sample
DLC	Decision Level Concentration (Radiochemistry)
EDL	Estimated Detection Limit (Dioxin)
LOD	Limit of Detection (DoD/DOE)
LOQ	Limit of Quantitation (DoD/DOE)
MDA	Minimum Detectable Activity (Radiochemistry)
MDC	Minimum Detectable Concentration (Radiochemistry)
MDL	Method Detection Limit
ML	Minimum Level (Dioxin)
NC	Not Calculated
ND	Not Detected at the reporting limit (or MDL or EDL if shown)
PQL	Practical Quantitation Limit
QC	Quality Control
RER	Relative Error Ratio (Radiochemistry)
RL	Reporting Limit or Requested Limit (Radiochemistry)
RPD	Relative Percent Difference, a measure of the relative difference between two points
TEF	Toxicity Equivalent Factor (Dioxin)
TEQ	Toxicity Equivalent Quotient (Dioxin)

# Case Narrative

Client: RT Environmental Services, Inc.  
Project/Site: Collins Street

TestAmerica Job ID: 460-172581-1

---

**Job ID: 460-172581-1**

---

**Laboratory: TestAmerica Edison**

---

**Narrative**

**Job Narrative**  
**460-172581-1**

**Comments**

No additional comments.

**Receipt**

The samples were received on 1/3/2019 9:52 AM; the samples arrived in good condition, properly preserved and, where required, on ice.

**GC/MS VOA**

No analytical or quality issues were noted, other than those described in the Definitions/Glossary page.

**VOA Prep**

No analytical or quality issues were noted, other than those described in the Definitions/Glossary page.





# Client Sample Results

Client: RT Environmental Services, Inc.  
Project/Site: Collins Street

TestAmerica Job ID: 460-172581-1

**Client Sample ID: MW-17S**

**Lab Sample ID: 460-172581-1**

**Date Collected: 01/02/19 10:00**

**Matrix: Water**

**Date Received: 01/03/19 09:52**

**Method: 8260C - Volatile Organic Compounds by GC/MS**

Analyte	Result	Qualifier	RL	MDL	Unit	D	Prepared	Analyzed	Dil Fac
Benzene	0.43	U	1.0	0.43	ug/L			01/08/19 03:01	1
Toluene	0.38	U	1.0	0.38	ug/L			01/08/19 03:01	1
Ethylbenzene	0.30	U	1.0	0.30	ug/L			01/08/19 03:01	1
MTBE	0.47	U	1.0	0.47	ug/L			01/08/19 03:01	1
Naphthalene	0.41	U	1.0	0.41	ug/L			01/08/19 03:01	1
1,2,4-Trimethylbenzene	0.37	U	1.0	0.37	ug/L			01/08/19 03:01	1
1,3,5-Trimethylbenzene	0.33	U	1.0	0.33	ug/L			01/08/19 03:01	1
Isopropylbenzene	0.34	U	1.0	0.34	ug/L			01/08/19 03:01	1
1,1,1-Trichloroethane	0.24	U	1.0	0.24	ug/L			01/08/19 03:01	1
cis-1,3-Dichloropropene	0.46	U	1.0	0.46	ug/L			01/08/19 03:01	1
Carbon disulfide	0.16	U	1.0	0.16	ug/L			01/08/19 03:01	1
Chlorobromomethane	0.41	U	1.0	0.41	ug/L			01/08/19 03:01	1
Bromoform	0.54	U	1.0	0.54	ug/L			01/08/19 03:01	1
Tetrachloroethene	0.25	U	1.0	0.25	ug/L			01/08/19 03:01	1
1,1-Dichloroethane	0.26	U	1.0	0.26	ug/L			01/08/19 03:01	1
1,2-Dichloroethane	0.43	U	1.0	0.43	ug/L			01/08/19 03:01	1
1,2-Dichloropropane	0.35	U	1.0	0.35	ug/L			01/08/19 03:01	1
1,1,2-Trichloroethane	0.43	U	1.0	0.43	ug/L			01/08/19 03:01	1
Acetone	5.0	U	5.0	5.0	ug/L			01/08/19 03:01	1
Methyl acetate	0.31	U	5.0	0.31	ug/L			01/08/19 03:01	1
Dichlorodifluoromethane	0.12	U	1.0	0.12	ug/L			01/08/19 03:01	1
4-Methyl-2-pentanone (MIBK)	2.7	U	5.0	2.7	ug/L			01/08/19 03:01	1
1,1,2-Trichloro-1,2,2-trifluoroethane	0.31	U	1.0	0.31	ug/L			01/08/19 03:01	1
<b>Methylene Chloride</b>	<b>0.38</b>	<b>J</b>	1.0	0.32	ug/L			01/08/19 03:01	1
Chloromethane	0.14	U	1.0	0.14	ug/L			01/08/19 03:01	1
Bromomethane	1.0	U	1.0	1.0	ug/L			01/08/19 03:01	1
Chlorodibromomethane	0.28	U	1.0	0.28	ug/L			01/08/19 03:01	1
1,2,4-Trichlorobenzene	0.37	U	1.0	0.37	ug/L			01/08/19 03:01	1
o-Xylene	0.36	U	1.0	0.36	ug/L			01/08/19 03:01	1
Chlorobenzene	0.38	U	1.0	0.38	ug/L			01/08/19 03:01	1
1,2-Dibromo-3-Chloropropane	0.38	U	1.0	0.38	ug/L			01/08/19 03:01	1
1,3-Dichlorobenzene	0.34	U	1.0	0.34	ug/L			01/08/19 03:01	1
Styrene	0.42	U	1.0	0.42	ug/L			01/08/19 03:01	1
trans-1,2-Dichloroethene	0.24	U	1.0	0.24	ug/L			01/08/19 03:01	1
1,4-Dioxane	28	U	50	28	ug/L			01/08/19 03:01	1
1,2,3-Trichlorobenzene	0.36	U	1.0	0.36	ug/L			01/08/19 03:01	1
1,1,2,2-Tetrachloroethane	0.37	U	1.0	0.37	ug/L			01/08/19 03:01	1
Chloroethane	0.32	U	1.0	0.32	ug/L			01/08/19 03:01	1
1,1-Dichloroethene	0.12	U	1.0	0.12	ug/L			01/08/19 03:01	1
1,2-Dichlorobenzene	0.43	U	1.0	0.43	ug/L			01/08/19 03:01	1
<b>Trichloroethene</b>	<b>0.49</b>	<b>J</b>	1.0	0.31	ug/L			01/08/19 03:01	1
2-Hexanone	2.9	U	5.0	2.9	ug/L			01/08/19 03:01	1
2-Butanone (MEK)	1.9	U	5.0	1.9	ug/L			01/08/19 03:01	1
Methylcyclohexane	0.26	U	1.0	0.26	ug/L			01/08/19 03:01	1
Trichlorofluoromethane	0.14	U	1.0	0.14	ug/L			01/08/19 03:01	1
Cyclohexane	0.32	U	1.0	0.32	ug/L			01/08/19 03:01	1
trans-1,3-Dichloropropene	0.49	U	1.0	0.49	ug/L			01/08/19 03:01	1
<b>cis-1,2-Dichloroethene</b>	<b>0.33</b>	<b>J</b>	1.0	0.22	ug/L			01/08/19 03:01	1
Chloroform	0.33	U	1.0	0.33	ug/L			01/08/19 03:01	1

TestAmerica Edison

# Client Sample Results

Client: RT Environmental Services, Inc.  
Project/Site: Collins Street

TestAmerica Job ID: 460-172581-1

**Client Sample ID: MW-17S**

**Lab Sample ID: 460-172581-1**

**Date Collected: 01/02/19 10:00**

**Matrix: Water**

**Date Received: 01/03/19 09:52**

**Method: 8260C - Volatile Organic Compounds by GC/MS (Continued)**

Analyte	Result	Qualifier	RL	MDL	Unit	D	Prepared	Analyzed	Dil Fac
m-Xylene & p-Xylene	0.30	U	1.0	0.30	ug/L			01/08/19 03:01	1
Vinyl chloride	0.17	U	1.0	0.17	ug/L			01/08/19 03:01	1
Ethylene Dibromide	0.50	U	1.0	0.50	ug/L			01/08/19 03:01	1
Carbon tetrachloride	0.21	U	1.0	0.21	ug/L			01/08/19 03:01	1
1,4-Dichlorobenzene	0.76	U	1.0	0.76	ug/L			01/08/19 03:01	1
Dichlorobromomethane	0.34	U	1.0	0.34	ug/L			01/08/19 03:01	1

Surrogate	%Recovery	Qualifier	Limits	Prepared	Analyzed	Dil Fac
1,2-Dichloroethane-d4 (Surr)	102		74 - 132		01/08/19 03:01	1
Toluene-d8 (Surr)	103		80 - 120		01/08/19 03:01	1
Bromofluorobenzene	101		77 - 124		01/08/19 03:01	1
Dibromofluoromethane (Surr)	104		72 - 131		01/08/19 03:01	1

**Client Sample ID: MW-16S**

**Lab Sample ID: 460-172581-2**

**Date Collected: 01/02/19 12:07**

**Matrix: Water**

**Date Received: 01/03/19 09:52**

**Method: 8260C - Volatile Organic Compounds by GC/MS**

Analyte	Result	Qualifier	RL	MDL	Unit	D	Prepared	Analyzed	Dil Fac
Benzene	0.43	U	1.0	0.43	ug/L			01/08/19 03:26	1
Toluene	0.38	U	1.0	0.38	ug/L			01/08/19 03:26	1
Ethylbenzene	0.30	U	1.0	0.30	ug/L			01/08/19 03:26	1
MTBE	0.47	U	1.0	0.47	ug/L			01/08/19 03:26	1
Naphthalene	0.41	U	1.0	0.41	ug/L			01/08/19 03:26	1
1,2,4-Trimethylbenzene	0.37	U	1.0	0.37	ug/L			01/08/19 03:26	1
1,3,5-Trimethylbenzene	0.33	U	1.0	0.33	ug/L			01/08/19 03:26	1
Isopropylbenzene	0.34	U	1.0	0.34	ug/L			01/08/19 03:26	1
1,1,1-Trichloroethane	0.24	U	1.0	0.24	ug/L			01/08/19 03:26	1
cis-1,3-Dichloropropene	0.46	U	1.0	0.46	ug/L			01/08/19 03:26	1
Carbon disulfide	0.16	U	1.0	0.16	ug/L			01/08/19 03:26	1
Chlorobromomethane	0.41	U	1.0	0.41	ug/L			01/08/19 03:26	1
Bromoform	0.54	U	1.0	0.54	ug/L			01/08/19 03:26	1
<b>Tetrachloroethene</b>	<b>1.2</b>		1.0	0.25	ug/L			01/08/19 03:26	1
1,1-Dichloroethane	0.26	U	1.0	0.26	ug/L			01/08/19 03:26	1
1,2-Dichloroethane	0.43	U	1.0	0.43	ug/L			01/08/19 03:26	1
1,2-Dichloropropane	0.35	U	1.0	0.35	ug/L			01/08/19 03:26	1
1,1,2-Trichloroethane	0.43	U	1.0	0.43	ug/L			01/08/19 03:26	1
Acetone	5.0	U	5.0	5.0	ug/L			01/08/19 03:26	1
Methyl acetate	0.31	U	5.0	0.31	ug/L			01/08/19 03:26	1
Dichlorodifluoromethane	0.12	U	1.0	0.12	ug/L			01/08/19 03:26	1
4-Methyl-2-pentanone (MIBK)	2.7	U	5.0	2.7	ug/L			01/08/19 03:26	1
1,1,2-Trichloro-1,2,2-trifluoroethane	0.31	U	1.0	0.31	ug/L			01/08/19 03:26	1
<b>Methylene Chloride</b>	<b>0.46</b>	<b>J</b>	1.0	0.32	ug/L			01/08/19 03:26	1
<b>Chloromethane</b>	<b>0.23</b>	<b>J</b>	1.0	0.14	ug/L			01/08/19 03:26	1
Bromomethane	1.0	U	1.0	1.0	ug/L			01/08/19 03:26	1
Chlorodibromomethane	0.28	U	1.0	0.28	ug/L			01/08/19 03:26	1
1,2,4-Trichlorobenzene	0.37	U	1.0	0.37	ug/L			01/08/19 03:26	1
o-Xylene	0.36	U	1.0	0.36	ug/L			01/08/19 03:26	1
Chlorobenzene	0.38	U	1.0	0.38	ug/L			01/08/19 03:26	1
1,2-Dibromo-3-Chloropropane	0.38	U	1.0	0.38	ug/L			01/08/19 03:26	1

TestAmerica Edison

# Client Sample Results

Client: RT Environmental Services, Inc.  
Project/Site: Collins Street

TestAmerica Job ID: 460-172581-1

**Client Sample ID: MW-16S**

**Date Collected: 01/02/19 12:07**

**Date Received: 01/03/19 09:52**

**Lab Sample ID: 460-172581-2**

**Matrix: Water**

**Method: 8260C - Volatile Organic Compounds by GC/MS (Continued)**

Analyte	Result	Qualifier	RL	MDL	Unit	D	Prepared	Analyzed	Dil Fac
1,3-Dichlorobenzene	0.34	U	1.0	0.34	ug/L			01/08/19 03:26	1
Styrene	0.42	U	1.0	0.42	ug/L			01/08/19 03:26	1
trans-1,2-Dichloroethene	0.24	U	1.0	0.24	ug/L			01/08/19 03:26	1
1,4-Dioxane	28	U	50	28	ug/L			01/08/19 03:26	1
1,2,3-Trichlorobenzene	0.36	U	1.0	0.36	ug/L			01/08/19 03:26	1
1,1,2,2-Tetrachloroethane	0.37	U	1.0	0.37	ug/L			01/08/19 03:26	1
Chloroethane	0.32	U	1.0	0.32	ug/L			01/08/19 03:26	1
1,1-Dichloroethene	0.12	U	1.0	0.12	ug/L			01/08/19 03:26	1
1,2-Dichlorobenzene	0.43	U	1.0	0.43	ug/L			01/08/19 03:26	1
<b>Trichloroethene</b>	<b>0.85</b>	<b>J</b>	1.0	0.31	ug/L			01/08/19 03:26	1
2-Hexanone	2.9	U	5.0	2.9	ug/L			01/08/19 03:26	1
2-Butanone (MEK)	1.9	U	5.0	1.9	ug/L			01/08/19 03:26	1
Methylcyclohexane	0.26	U	1.0	0.26	ug/L			01/08/19 03:26	1
Trichlorofluoromethane	0.14	U	1.0	0.14	ug/L			01/08/19 03:26	1
Cyclohexane	0.32	U	1.0	0.32	ug/L			01/08/19 03:26	1
trans-1,3-Dichloropropene	0.49	U	1.0	0.49	ug/L			01/08/19 03:26	1
<b>cis-1,2-Dichloroethene</b>	<b>0.27</b>	<b>J</b>	1.0	0.22	ug/L			01/08/19 03:26	1
Chloroform	0.33	U	1.0	0.33	ug/L			01/08/19 03:26	1
m-Xylene & p-Xylene	0.30	U	1.0	0.30	ug/L			01/08/19 03:26	1
Vinyl chloride	0.17	U	1.0	0.17	ug/L			01/08/19 03:26	1
Ethylene Dibromide	0.50	U	1.0	0.50	ug/L			01/08/19 03:26	1
Carbon tetrachloride	0.21	U	1.0	0.21	ug/L			01/08/19 03:26	1
1,4-Dichlorobenzene	0.76	U	1.0	0.76	ug/L			01/08/19 03:26	1
Dichlorobromomethane	0.34	U	1.0	0.34	ug/L			01/08/19 03:26	1
<b>Surrogate</b>	<b>%Recovery</b>	<b>Qualifier</b>	<b>Limits</b>				<b>Prepared</b>	<b>Analyzed</b>	<b>Dil Fac</b>
1,2-Dichloroethane-d4 (Surr)	82		74 - 132					01/08/19 03:26	1
Toluene-d8 (Surr)	82		80 - 120					01/08/19 03:26	1
Bromofluorobenzene	80		77 - 124					01/08/19 03:26	1
Dibromofluoromethane (Surr)	84		72 - 131					01/08/19 03:26	1

**Client Sample ID: MW-16D**

**Date Collected: 01/02/19 10:50**

**Date Received: 01/03/19 09:52**

**Lab Sample ID: 460-172581-3**

**Matrix: Water**

**Method: 8260C - Volatile Organic Compounds by GC/MS**

Analyte	Result	Qualifier	RL	MDL	Unit	D	Prepared	Analyzed	Dil Fac
Benzene	0.43	U	1.0	0.43	ug/L			01/08/19 03:50	1
Toluene	0.38	U	1.0	0.38	ug/L			01/08/19 03:50	1
Ethylbenzene	0.30	U	1.0	0.30	ug/L			01/08/19 03:50	1
MTBE	0.47	U	1.0	0.47	ug/L			01/08/19 03:50	1
Naphthalene	0.41	U	1.0	0.41	ug/L			01/08/19 03:50	1
1,2,4-Trimethylbenzene	0.37	U	1.0	0.37	ug/L			01/08/19 03:50	1
1,3,5-Trimethylbenzene	0.33	U	1.0	0.33	ug/L			01/08/19 03:50	1
Isopropylbenzene	0.34	U	1.0	0.34	ug/L			01/08/19 03:50	1
1,1,1-Trichloroethane	0.24	U	1.0	0.24	ug/L			01/08/19 03:50	1
cis-1,3-Dichloropropene	0.46	U	1.0	0.46	ug/L			01/08/19 03:50	1
Carbon disulfide	0.16	U	1.0	0.16	ug/L			01/08/19 03:50	1
Chlorobromomethane	0.41	U	1.0	0.41	ug/L			01/08/19 03:50	1
Bromoform	0.54	U	1.0	0.54	ug/L			01/08/19 03:50	1

TestAmerica Edison

# Client Sample Results

Client: RT Environmental Services, Inc.  
Project/Site: Collins Street

TestAmerica Job ID: 460-172581-1

**Client Sample ID: MW-16D**

**Lab Sample ID: 460-172581-3**

**Date Collected: 01/02/19 10:50**

**Matrix: Water**

**Date Received: 01/03/19 09:52**

**Method: 8260C - Volatile Organic Compounds by GC/MS (Continued)**

Analyte	Result	Qualifier	RL	MDL	Unit	D	Prepared	Analyzed	Dil Fac
Tetrachloroethene	0.25	U	1.0	0.25	ug/L			01/08/19 03:50	1
1,1-Dichloroethane	0.26	U	1.0	0.26	ug/L			01/08/19 03:50	1
1,2-Dichloroethane	0.43	U	1.0	0.43	ug/L			01/08/19 03:50	1
1,2-Dichloropropane	0.35	U	1.0	0.35	ug/L			01/08/19 03:50	1
1,1,2-Trichloroethane	0.43	U	1.0	0.43	ug/L			01/08/19 03:50	1
Acetone	5.0	U	5.0	5.0	ug/L			01/08/19 03:50	1
Methyl acetate	0.31	U	5.0	0.31	ug/L			01/08/19 03:50	1
Dichlorodifluoromethane	0.12	U	1.0	0.12	ug/L			01/08/19 03:50	1
4-Methyl-2-pentanone (MIBK)	2.7	U	5.0	2.7	ug/L			01/08/19 03:50	1
1,1,2-Trichloro-1,2,2-trifluoroethane	0.31	U	1.0	0.31	ug/L			01/08/19 03:50	1
<b>Methylene Chloride</b>	<b>2.1</b>		1.0	0.32	ug/L			01/08/19 03:50	1
Chloromethane	0.14	U	1.0	0.14	ug/L			01/08/19 03:50	1
Bromomethane	1.0	U	1.0	1.0	ug/L			01/08/19 03:50	1
Chlorodibromomethane	0.28	U	1.0	0.28	ug/L			01/08/19 03:50	1
1,2,4-Trichlorobenzene	0.37	U	1.0	0.37	ug/L			01/08/19 03:50	1
o-Xylene	0.36	U	1.0	0.36	ug/L			01/08/19 03:50	1
Chlorobenzene	0.38	U	1.0	0.38	ug/L			01/08/19 03:50	1
1,2-Dibromo-3-Chloropropane	0.38	U	1.0	0.38	ug/L			01/08/19 03:50	1
1,3-Dichlorobenzene	0.34	U	1.0	0.34	ug/L			01/08/19 03:50	1
Styrene	0.42	U	1.0	0.42	ug/L			01/08/19 03:50	1
trans-1,2-Dichloroethene	0.24	U	1.0	0.24	ug/L			01/08/19 03:50	1
1,4-Dioxane	28	U	50	28	ug/L			01/08/19 03:50	1
1,2,3-Trichlorobenzene	0.36	U	1.0	0.36	ug/L			01/08/19 03:50	1
1,1,2,2-Tetrachloroethane	0.37	U	1.0	0.37	ug/L			01/08/19 03:50	1
Chloroethane	0.32	U	1.0	0.32	ug/L			01/08/19 03:50	1
1,1-Dichloroethene	0.12	U	1.0	0.12	ug/L			01/08/19 03:50	1
1,2-Dichlorobenzene	0.43	U	1.0	0.43	ug/L			01/08/19 03:50	1
Trichloroethene	0.31	U	1.0	0.31	ug/L			01/08/19 03:50	1
2-Hexanone	2.9	U	5.0	2.9	ug/L			01/08/19 03:50	1
2-Butanone (MEK)	1.9	U	5.0	1.9	ug/L			01/08/19 03:50	1
Methylcyclohexane	0.26	U	1.0	0.26	ug/L			01/08/19 03:50	1
Trichlorofluoromethane	0.14	U	1.0	0.14	ug/L			01/08/19 03:50	1
Cyclohexane	0.32	U	1.0	0.32	ug/L			01/08/19 03:50	1
trans-1,3-Dichloropropene	0.49	U	1.0	0.49	ug/L			01/08/19 03:50	1
cis-1,2-Dichloroethene	0.22	U	1.0	0.22	ug/L			01/08/19 03:50	1
Chloroform	0.33	U	1.0	0.33	ug/L			01/08/19 03:50	1
m-Xylene & p-Xylene	0.30	U	1.0	0.30	ug/L			01/08/19 03:50	1
Vinyl chloride	0.17	U	1.0	0.17	ug/L			01/08/19 03:50	1
Ethylene Dibromide	0.50	U	1.0	0.50	ug/L			01/08/19 03:50	1
Carbon tetrachloride	0.21	U	1.0	0.21	ug/L			01/08/19 03:50	1
1,4-Dichlorobenzene	0.76	U	1.0	0.76	ug/L			01/08/19 03:50	1
Dichlorobromomethane	0.34	U	1.0	0.34	ug/L			01/08/19 03:50	1

Surrogate	%Recovery	Qualifier	Limits	Prepared	Analyzed	Dil Fac
1,2-Dichloroethane-d4 (Surr)	113		74 - 132		01/08/19 03:50	1
Toluene-d8 (Surr)	106		80 - 120		01/08/19 03:50	1
Bromofluorobenzene	111		77 - 124		01/08/19 03:50	1
Dibromofluoromethane (Surr)	118		72 - 131		01/08/19 03:50	1

TestAmerica Edison

# Client Sample Results

Client: RT Environmental Services, Inc.  
Project/Site: Collins Street

TestAmerica Job ID: 460-172581-1

**Client Sample ID: MW-18S**

**Lab Sample ID: 460-172581-4**

**Date Collected: 01/02/19 16:20**

**Matrix: Water**

**Date Received: 01/03/19 09:52**

**Method: 8260C - Volatile Organic Compounds by GC/MS**

Analyte	Result	Qualifier	RL	MDL	Unit	D	Prepared	Analyzed	Dil Fac
Benzene	0.43	U	1.0	0.43	ug/L			01/08/19 04:15	1
Toluene	0.38	U	1.0	0.38	ug/L			01/08/19 04:15	1
Ethylbenzene	0.30	U	1.0	0.30	ug/L			01/08/19 04:15	1
MTBE	0.47	U	1.0	0.47	ug/L			01/08/19 04:15	1
Naphthalene	0.41	U	1.0	0.41	ug/L			01/08/19 04:15	1
1,2,4-Trimethylbenzene	0.37	U	1.0	0.37	ug/L			01/08/19 04:15	1
1,3,5-Trimethylbenzene	0.33	U	1.0	0.33	ug/L			01/08/19 04:15	1
Isopropylbenzene	0.34	U	1.0	0.34	ug/L			01/08/19 04:15	1
1,1,1-Trichloroethane	0.24	U	1.0	0.24	ug/L			01/08/19 04:15	1
cis-1,3-Dichloropropene	0.46	U	1.0	0.46	ug/L			01/08/19 04:15	1
Carbon disulfide	0.16	U	1.0	0.16	ug/L			01/08/19 04:15	1
Chlorobromomethane	0.41	U	1.0	0.41	ug/L			01/08/19 04:15	1
Bromoform	0.54	U	1.0	0.54	ug/L			01/08/19 04:15	1
<b>Tetrachloroethene</b>	<b>0.30</b>	<b>J</b>	1.0	0.25	ug/L			01/08/19 04:15	1
1,1-Dichloroethane	0.26	U	1.0	0.26	ug/L			01/08/19 04:15	1
1,2-Dichloroethane	0.43	U	1.0	0.43	ug/L			01/08/19 04:15	1
1,2-Dichloropropane	0.35	U	1.0	0.35	ug/L			01/08/19 04:15	1
1,1,2-Trichloroethane	0.43	U	1.0	0.43	ug/L			01/08/19 04:15	1
<b>Acetone</b>	<b>58</b>		5.0	5.0	ug/L			01/08/19 04:15	1
Methyl acetate	0.31	U	5.0	0.31	ug/L			01/08/19 04:15	1
Dichlorodifluoromethane	0.12	U	1.0	0.12	ug/L			01/08/19 04:15	1
4-Methyl-2-pentanone (MIBK)	2.7	U	5.0	2.7	ug/L			01/08/19 04:15	1
1,1,2-Trichloro-1,2,2-trifluoroethane	0.31	U	1.0	0.31	ug/L			01/08/19 04:15	1
Methylene Chloride	0.32	U	1.0	0.32	ug/L			01/08/19 04:15	1
Chloromethane	0.14	U	1.0	0.14	ug/L			01/08/19 04:15	1
Bromomethane	1.0	U	1.0	1.0	ug/L			01/08/19 04:15	1
Chlorodibromomethane	0.28	U	1.0	0.28	ug/L			01/08/19 04:15	1
1,2,4-Trichlorobenzene	0.37	U	1.0	0.37	ug/L			01/08/19 04:15	1
o-Xylene	0.36	U	1.0	0.36	ug/L			01/08/19 04:15	1
Chlorobenzene	0.38	U	1.0	0.38	ug/L			01/08/19 04:15	1
1,2-Dibromo-3-Chloropropane	0.38	U	1.0	0.38	ug/L			01/08/19 04:15	1
1,3-Dichlorobenzene	0.34	U	1.0	0.34	ug/L			01/08/19 04:15	1
Styrene	0.42	U	1.0	0.42	ug/L			01/08/19 04:15	1
trans-1,2-Dichloroethene	0.24	U	1.0	0.24	ug/L			01/08/19 04:15	1
1,4-Dioxane	28	U	50	28	ug/L			01/08/19 04:15	1
1,2,3-Trichlorobenzene	0.36	U	1.0	0.36	ug/L			01/08/19 04:15	1
1,1,2,2-Tetrachloroethane	0.37	U	1.0	0.37	ug/L			01/08/19 04:15	1
Chloroethane	0.32	U	1.0	0.32	ug/L			01/08/19 04:15	1
1,1-Dichloroethene	0.12	U	1.0	0.12	ug/L			01/08/19 04:15	1
1,2-Dichlorobenzene	0.43	U	1.0	0.43	ug/L			01/08/19 04:15	1
Trichloroethene	0.31	U	1.0	0.31	ug/L			01/08/19 04:15	1
2-Hexanone	2.9	U	5.0	2.9	ug/L			01/08/19 04:15	1
<b>2-Butanone (MEK)</b>	<b>2.4</b>	<b>J</b>	5.0	1.9	ug/L			01/08/19 04:15	1
Methylcyclohexane	0.26	U	1.0	0.26	ug/L			01/08/19 04:15	1
Trichlorofluoromethane	0.14	U	1.0	0.14	ug/L			01/08/19 04:15	1
Cyclohexane	0.32	U	1.0	0.32	ug/L			01/08/19 04:15	1
trans-1,3-Dichloropropene	0.49	U	1.0	0.49	ug/L			01/08/19 04:15	1
cis-1,2-Dichloroethene	0.22	U	1.0	0.22	ug/L			01/08/19 04:15	1
<b>Chloroform</b>	<b>0.35</b>	<b>J</b>	1.0	0.33	ug/L			01/08/19 04:15	1

TestAmerica Edison

# Client Sample Results

Client: RT Environmental Services, Inc.  
Project/Site: Collins Street

TestAmerica Job ID: 460-172581-1

**Client Sample ID: MW-18S**

**Date Collected: 01/02/19 16:20**

**Date Received: 01/03/19 09:52**

**Lab Sample ID: 460-172581-4**

**Matrix: Water**

**Method: 8260C - Volatile Organic Compounds by GC/MS (Continued)**

Analyte	Result	Qualifier	RL	MDL	Unit	D	Prepared	Analyzed	Dil Fac
m-Xylene & p-Xylene	0.30	U	1.0	0.30	ug/L			01/08/19 04:15	1
Vinyl chloride	0.17	U	1.0	0.17	ug/L			01/08/19 04:15	1
Ethylene Dibromide	0.50	U	1.0	0.50	ug/L			01/08/19 04:15	1
Carbon tetrachloride	0.21	U	1.0	0.21	ug/L			01/08/19 04:15	1
1,4-Dichlorobenzene	0.76	U	1.0	0.76	ug/L			01/08/19 04:15	1
Dichlorobromomethane	0.34	U	1.0	0.34	ug/L			01/08/19 04:15	1

Surrogate	%Recovery	Qualifier	Limits	Prepared	Analyzed	Dil Fac
1,2-Dichloroethane-d4 (Surr)	105		74 - 132		01/08/19 04:15	1
Toluene-d8 (Surr)	100		80 - 120		01/08/19 04:15	1
Bromofluorobenzene	106		77 - 124		01/08/19 04:15	1
Dibromofluoromethane (Surr)	110		72 - 131		01/08/19 04:15	1

**Client Sample ID: MW-18D**

**Date Collected: 01/02/19 13:15**

**Date Received: 01/03/19 09:52**

**Lab Sample ID: 460-172581-5**

**Matrix: Water**

**Method: 8260C - Volatile Organic Compounds by GC/MS**

Analyte	Result	Qualifier	RL	MDL	Unit	D	Prepared	Analyzed	Dil Fac
Benzene	0.43	U	1.0	0.43	ug/L			01/08/19 22:30	1
Toluene	0.38	U	1.0	0.38	ug/L			01/08/19 22:30	1
Ethylbenzene	0.30	U	1.0	0.30	ug/L			01/08/19 22:30	1
MTBE	0.47	U	1.0	0.47	ug/L			01/08/19 22:30	1
Naphthalene	0.41	U	1.0	0.41	ug/L			01/08/19 22:30	1
1,2,4-Trimethylbenzene	0.37	U	1.0	0.37	ug/L			01/08/19 22:30	1
1,3,5-Trimethylbenzene	0.33	U	1.0	0.33	ug/L			01/08/19 22:30	1
Isopropylbenzene	0.34	U	1.0	0.34	ug/L			01/08/19 22:30	1
1,1,1-Trichloroethane	0.24	U	1.0	0.24	ug/L			01/08/19 22:30	1
cis-1,3-Dichloropropene	0.46	U	1.0	0.46	ug/L			01/08/19 22:30	1
<b>Carbon disulfide</b>	<b>0.54</b>	<b>J</b>	1.0	0.16	ug/L			01/08/19 22:30	1
Chlorobromomethane	0.41	U	1.0	0.41	ug/L			01/08/19 22:30	1
Bromoform	0.54	U	1.0	0.54	ug/L			01/08/19 22:30	1
Tetrachloroethene	0.25	U	1.0	0.25	ug/L			01/08/19 22:30	1
1,1-Dichloroethane	0.26	U	1.0	0.26	ug/L			01/08/19 22:30	1
1,2-Dichloroethane	0.43	U	1.0	0.43	ug/L			01/08/19 22:30	1
1,2-Dichloropropane	0.35	U	1.0	0.35	ug/L			01/08/19 22:30	1
1,1,2-Trichloroethane	0.43	U	1.0	0.43	ug/L			01/08/19 22:30	1
Acetone	5.0	U	5.0	5.0	ug/L			01/08/19 22:30	1
Methyl acetate	0.31	U	5.0	0.31	ug/L			01/08/19 22:30	1
Dichlorodifluoromethane	0.12	U	1.0	0.12	ug/L			01/08/19 22:30	1
4-Methyl-2-pentanone (MIBK)	2.7	U	5.0	2.7	ug/L			01/08/19 22:30	1
1,1,2-Trichloro-1,2,2-trifluoroethane	0.31	U	1.0	0.31	ug/L			01/08/19 22:30	1
Methylene Chloride	0.32	U	1.0	0.32	ug/L			01/08/19 22:30	1
Chloromethane	0.14	U	1.0	0.14	ug/L			01/08/19 22:30	1
Bromomethane	1.0	U	1.0	1.0	ug/L			01/08/19 22:30	1
Chlorodibromomethane	0.28	U	1.0	0.28	ug/L			01/08/19 22:30	1
1,2,4-Trichlorobenzene	0.37	U	1.0	0.37	ug/L			01/08/19 22:30	1
o-Xylene	0.36	U	1.0	0.36	ug/L			01/08/19 22:30	1
Chlorobenzene	0.38	U	1.0	0.38	ug/L			01/08/19 22:30	1
1,2-Dibromo-3-Chloropropane	0.38	U	1.0	0.38	ug/L			01/08/19 22:30	1

TestAmerica Edison

# Client Sample Results

Client: RT Environmental Services, Inc.  
Project/Site: Collins Street

TestAmerica Job ID: 460-172581-1

**Client Sample ID: MW-18D**

**Date Collected: 01/02/19 13:15**

**Date Received: 01/03/19 09:52**

**Lab Sample ID: 460-172581-5**

**Matrix: Water**

**Method: 8260C - Volatile Organic Compounds by GC/MS (Continued)**

Analyte	Result	Qualifier	RL	MDL	Unit	D	Prepared	Analyzed	Dil Fac
1,3-Dichlorobenzene	0.34	U	1.0	0.34	ug/L			01/08/19 22:30	1
Styrene	0.42	U	1.0	0.42	ug/L			01/08/19 22:30	1
trans-1,2-Dichloroethene	0.24	U	1.0	0.24	ug/L			01/08/19 22:30	1
1,4-Dioxane	28	U	50	28	ug/L			01/08/19 22:30	1
1,2,3-Trichlorobenzene	0.36	U	1.0	0.36	ug/L			01/08/19 22:30	1
1,1,2,2-Tetrachloroethane	0.37	U	1.0	0.37	ug/L			01/08/19 22:30	1
Chloroethane	0.32	U	1.0	0.32	ug/L			01/08/19 22:30	1
1,1-Dichloroethene	0.12	U	1.0	0.12	ug/L			01/08/19 22:30	1
1,2-Dichlorobenzene	0.43	U	1.0	0.43	ug/L			01/08/19 22:30	1
Trichloroethene	0.31	U	1.0	0.31	ug/L			01/08/19 22:30	1
2-Hexanone	2.9	U	5.0	2.9	ug/L			01/08/19 22:30	1
2-Butanone (MEK)	1.9	U	5.0	1.9	ug/L			01/08/19 22:30	1
Methylcyclohexane	0.26	U	1.0	0.26	ug/L			01/08/19 22:30	1
Trichlorofluoromethane	0.14	U	1.0	0.14	ug/L			01/08/19 22:30	1
Cyclohexane	0.32	U	1.0	0.32	ug/L			01/08/19 22:30	1
trans-1,3-Dichloropropene	0.49	U	1.0	0.49	ug/L			01/08/19 22:30	1
cis-1,2-Dichloroethene	0.22	U	1.0	0.22	ug/L			01/08/19 22:30	1
Chloroform	0.33	U	1.0	0.33	ug/L			01/08/19 22:30	1
m-Xylene & p-Xylene	0.30	U	1.0	0.30	ug/L			01/08/19 22:30	1
Vinyl chloride	0.17	U	1.0	0.17	ug/L			01/08/19 22:30	1
Ethylene Dibromide	0.50	U	1.0	0.50	ug/L			01/08/19 22:30	1
Carbon tetrachloride	0.21	U	1.0	0.21	ug/L			01/08/19 22:30	1
1,4-Dichlorobenzene	0.76	U	1.0	0.76	ug/L			01/08/19 22:30	1
Dichlorobromomethane	0.34	U	1.0	0.34	ug/L			01/08/19 22:30	1
<b>Surrogate</b>	<b>%Recovery</b>	<b>Qualifier</b>	<b>Limits</b>				<b>Prepared</b>	<b>Analyzed</b>	<b>Dil Fac</b>
1,2-Dichloroethane-d4 (Surr)	97		74 - 132					01/08/19 22:30	1
Toluene-d8 (Surr)	97		80 - 120					01/08/19 22:30	1
Bromofluorobenzene	96		77 - 124					01/08/19 22:30	1
Dibromofluoromethane (Surr)	97		72 - 131					01/08/19 22:30	1

**Client Sample ID: MW-19S**

**Date Collected: 01/02/19 15:00**

**Date Received: 01/03/19 09:52**

**Lab Sample ID: 460-172581-6**

**Matrix: Water**

**Method: 8260C - Volatile Organic Compounds by GC/MS**

Analyte	Result	Qualifier	RL	MDL	Unit	D	Prepared	Analyzed	Dil Fac
Benzene	0.43	U	1.0	0.43	ug/L			01/08/19 09:31	1
Toluene	0.38	U	1.0	0.38	ug/L			01/08/19 09:31	1
Ethylbenzene	0.30	U	1.0	0.30	ug/L			01/08/19 09:31	1
MTBE	0.47	U	1.0	0.47	ug/L			01/08/19 09:31	1
Naphthalene	0.41	U	1.0	0.41	ug/L			01/08/19 09:31	1
1,2,4-Trimethylbenzene	0.37	U	1.0	0.37	ug/L			01/08/19 09:31	1
1,3,5-Trimethylbenzene	0.33	U	1.0	0.33	ug/L			01/08/19 09:31	1
Isopropylbenzene	0.34	U	1.0	0.34	ug/L			01/08/19 09:31	1
1,1,1-Trichloroethane	0.24	U	1.0	0.24	ug/L			01/08/19 09:31	1
cis-1,3-Dichloropropene	0.46	U	1.0	0.46	ug/L			01/08/19 09:31	1
<b>Carbon disulfide</b>	<b>0.24</b>	<b>J</b>	1.0	0.16	ug/L			01/08/19 09:31	1
Chlorobromomethane	0.41	U	1.0	0.41	ug/L			01/08/19 09:31	1
Bromoform	0.54	U	1.0	0.54	ug/L			01/08/19 09:31	1

TestAmerica Edison

# Client Sample Results

Client: RT Environmental Services, Inc.  
Project/Site: Collins Street

TestAmerica Job ID: 460-172581-1

**Client Sample ID: MW-19S**

**Lab Sample ID: 460-172581-6**

**Date Collected: 01/02/19 15:00**

**Matrix: Water**

**Date Received: 01/03/19 09:52**

**Method: 8260C - Volatile Organic Compounds by GC/MS (Continued)**

Analyte	Result	Qualifier	RL	MDL	Unit	D	Prepared	Analyzed	Dil Fac
Tetrachloroethene	0.25	U	1.0	0.25	ug/L			01/08/19 09:31	1
<b>1,1-Dichloroethane</b>	<b>0.40</b>	<b>J</b>	1.0	0.26	ug/L			01/08/19 09:31	1
1,2-Dichloroethane	0.43	U	1.0	0.43	ug/L			01/08/19 09:31	1
1,2-Dichloropropane	0.35	U	1.0	0.35	ug/L			01/08/19 09:31	1
1,1,2-Trichloroethane	0.43	U	1.0	0.43	ug/L			01/08/19 09:31	1
Acetone	5.0	U	5.0	5.0	ug/L			01/08/19 09:31	1
Methyl acetate	0.31	U	5.0	0.31	ug/L			01/08/19 09:31	1
Dichlorodifluoromethane	0.12	U	1.0	0.12	ug/L			01/08/19 09:31	1
4-Methyl-2-pentanone (MIBK)	2.7	U	5.0	2.7	ug/L			01/08/19 09:31	1
1,1,2-Trichloro-1,2,2-trifluoroethane	0.31	U	1.0	0.31	ug/L			01/08/19 09:31	1
Methylene Chloride	0.32	U	1.0	0.32	ug/L			01/08/19 09:31	1
Chloromethane	0.14	U	1.0	0.14	ug/L			01/08/19 09:31	1
Bromomethane	1.0	U	1.0	1.0	ug/L			01/08/19 09:31	1
Chlorodibromomethane	0.28	U	1.0	0.28	ug/L			01/08/19 09:31	1
1,2,4-Trichlorobenzene	0.37	U	1.0	0.37	ug/L			01/08/19 09:31	1
o-Xylene	0.36	U	1.0	0.36	ug/L			01/08/19 09:31	1
Chlorobenzene	0.38	U	1.0	0.38	ug/L			01/08/19 09:31	1
1,2-Dibromo-3-Chloropropane	0.38	U	1.0	0.38	ug/L			01/08/19 09:31	1
1,3-Dichlorobenzene	0.34	U	1.0	0.34	ug/L			01/08/19 09:31	1
Styrene	0.42	U	1.0	0.42	ug/L			01/08/19 09:31	1
trans-1,2-Dichloroethene	0.24	U	1.0	0.24	ug/L			01/08/19 09:31	1
1,4-Dioxane	28	U	50	28	ug/L			01/08/19 09:31	1
1,2,3-Trichlorobenzene	0.36	U	1.0	0.36	ug/L			01/08/19 09:31	1
1,1,2,2-Tetrachloroethane	0.37	U	1.0	0.37	ug/L			01/08/19 09:31	1
Chloroethane	0.32	U	1.0	0.32	ug/L			01/08/19 09:31	1
1,1-Dichloroethene	0.12	U	1.0	0.12	ug/L			01/08/19 09:31	1
1,2-Dichlorobenzene	0.43	U	1.0	0.43	ug/L			01/08/19 09:31	1
<b>Trichloroethene</b>	<b>0.59</b>	<b>J</b>	1.0	0.31	ug/L			01/08/19 09:31	1
2-Hexanone	2.9	U	5.0	2.9	ug/L			01/08/19 09:31	1
2-Butanone (MEK)	1.9	U	5.0	1.9	ug/L			01/08/19 09:31	1
Methylcyclohexane	0.26	U	1.0	0.26	ug/L			01/08/19 09:31	1
Trichlorofluoromethane	0.14	U	1.0	0.14	ug/L			01/08/19 09:31	1
Cyclohexane	0.32	U	1.0	0.32	ug/L			01/08/19 09:31	1
trans-1,3-Dichloropropene	0.49	U	1.0	0.49	ug/L			01/08/19 09:31	1
<b>cis-1,2-Dichloroethene</b>	<b>0.50</b>	<b>J</b>	1.0	0.22	ug/L			01/08/19 09:31	1
Chloroform	0.33	U	1.0	0.33	ug/L			01/08/19 09:31	1
m-Xylene & p-Xylene	0.30	U	1.0	0.30	ug/L			01/08/19 09:31	1
Vinyl chloride	0.17	U	1.0	0.17	ug/L			01/08/19 09:31	1
Ethylene Dibromide	0.50	U	1.0	0.50	ug/L			01/08/19 09:31	1
Carbon tetrachloride	0.21	U	1.0	0.21	ug/L			01/08/19 09:31	1
1,4-Dichlorobenzene	0.76	U	1.0	0.76	ug/L			01/08/19 09:31	1
Dichlorobromomethane	0.34	U	1.0	0.34	ug/L			01/08/19 09:31	1

Surrogate	%Recovery	Qualifier	Limits	Prepared	Analyzed	Dil Fac
1,2-Dichloroethane-d4 (Surr)	114		74 - 132		01/08/19 09:31	1
Toluene-d8 (Surr)	113		80 - 120		01/08/19 09:31	1
Bromofluorobenzene	111		77 - 124		01/08/19 09:31	1
Dibromofluoromethane (Surr)	118		72 - 131		01/08/19 09:31	1

TestAmerica Edison



# Client Sample Results

Client: RT Environmental Services, Inc.  
Project/Site: Collins Street

TestAmerica Job ID: 460-172581-1

**Client Sample ID: MW-19D**

**Lab Sample ID: 460-172581-7**

**Date Collected: 01/02/19 15:50**

**Matrix: Water**

**Date Received: 01/03/19 09:52**

**Method: 8260C - Volatile Organic Compounds by GC/MS**

Analyte	Result	Qualifier	RL	MDL	Unit	D	Prepared	Analyzed	Dil Fac
<b>Benzene</b>	<b>22</b>		1.0	0.43	ug/L			01/08/19 09:56	1
Toluene	0.38	U	1.0	0.38	ug/L			01/08/19 09:56	1
Ethylbenzene	0.30	U	1.0	0.30	ug/L			01/08/19 09:56	1
MTBE	0.47	U	1.0	0.47	ug/L			01/08/19 09:56	1
<b>Naphthalene</b>	<b>0.85</b>	<b>J</b>	1.0	0.41	ug/L			01/08/19 09:56	1
1,2,4-Trimethylbenzene	0.37	U	1.0	0.37	ug/L			01/08/19 09:56	1
1,3,5-Trimethylbenzene	0.33	U	1.0	0.33	ug/L			01/08/19 09:56	1
Isopropylbenzene	0.34	U	1.0	0.34	ug/L			01/08/19 09:56	1
1,1,1-Trichloroethane	0.24	U	1.0	0.24	ug/L			01/08/19 09:56	1
cis-1,3-Dichloropropene	0.46	U	1.0	0.46	ug/L			01/08/19 09:56	1
<b>Carbon disulfide</b>	<b>0.40</b>	<b>J</b>	1.0	0.16	ug/L			01/08/19 09:56	1
Chlorobromomethane	0.41	U	1.0	0.41	ug/L			01/08/19 09:56	1
Bromoform	0.54	U	1.0	0.54	ug/L			01/08/19 09:56	1
<b>Tetrachloroethene</b>	<b>0.25</b>	<b>J</b>	1.0	0.25	ug/L			01/08/19 09:56	1
<b>1,1-Dichloroethane</b>	<b>6.6</b>		1.0	0.26	ug/L			01/08/19 09:56	1
<b>1,2-Dichloroethane</b>	<b>0.83</b>	<b>J</b>	1.0	0.43	ug/L			01/08/19 09:56	1
1,2-Dichloropropane	0.35	U	1.0	0.35	ug/L			01/08/19 09:56	1
1,1,2-Trichloroethane	0.43	U	1.0	0.43	ug/L			01/08/19 09:56	1
Acetone	5.0	U	5.0	5.0	ug/L			01/08/19 09:56	1
Methyl acetate	0.31	U	5.0	0.31	ug/L			01/08/19 09:56	1
Dichlorodifluoromethane	0.12	U	1.0	0.12	ug/L			01/08/19 09:56	1
4-Methyl-2-pentanone (MIBK)	2.7	U	5.0	2.7	ug/L			01/08/19 09:56	1
1,1,2-Trichloro-1,2,2-trifluoroethane	0.31	U	1.0	0.31	ug/L			01/08/19 09:56	1
Methylene Chloride	0.32	U	1.0	0.32	ug/L			01/08/19 09:56	1
Chloromethane	0.14	U	1.0	0.14	ug/L			01/08/19 09:56	1
Bromomethane	1.0	U	1.0	1.0	ug/L			01/08/19 09:56	1
Chlorodibromomethane	0.28	U	1.0	0.28	ug/L			01/08/19 09:56	1
1,2,4-Trichlorobenzene	0.37	U	1.0	0.37	ug/L			01/08/19 09:56	1
o-Xylene	0.36	U	1.0	0.36	ug/L			01/08/19 09:56	1
Chlorobenzene	0.38	U	1.0	0.38	ug/L			01/08/19 09:56	1
1,2-Dibromo-3-Chloropropane	0.38	U	1.0	0.38	ug/L			01/08/19 09:56	1
1,3-Dichlorobenzene	0.34	U	1.0	0.34	ug/L			01/08/19 09:56	1
Styrene	0.42	U	1.0	0.42	ug/L			01/08/19 09:56	1
trans-1,2-Dichloroethene	0.24	U	1.0	0.24	ug/L			01/08/19 09:56	1
1,4-Dioxane	28	U	50	28	ug/L			01/08/19 09:56	1
1,2,3-Trichlorobenzene	0.36	U	1.0	0.36	ug/L			01/08/19 09:56	1
1,1,1,2,2-Tetrachloroethane	0.37	U	1.0	0.37	ug/L			01/08/19 09:56	1
Chloroethane	0.32	U	1.0	0.32	ug/L			01/08/19 09:56	1
<b>1,1-Dichloroethene</b>	<b>31</b>		1.0	0.12	ug/L			01/08/19 09:56	1
1,2-Dichlorobenzene	0.43	U	1.0	0.43	ug/L			01/08/19 09:56	1
<b>Trichloroethene</b>	<b>41</b>		1.0	0.31	ug/L			01/08/19 09:56	1
2-Hexanone	2.9	U	5.0	2.9	ug/L			01/08/19 09:56	1
2-Butanone (MEK)	1.9	U	5.0	1.9	ug/L			01/08/19 09:56	1
Methylcyclohexane	0.26	U	1.0	0.26	ug/L			01/08/19 09:56	1
Trichlorofluoromethane	0.14	U	1.0	0.14	ug/L			01/08/19 09:56	1
Cyclohexane	0.32	U	1.0	0.32	ug/L			01/08/19 09:56	1
trans-1,3-Dichloropropene	0.49	U	1.0	0.49	ug/L			01/08/19 09:56	1
<b>cis-1,2-Dichloroethene</b>	<b>8.5</b>		1.0	0.22	ug/L			01/08/19 09:56	1
Chloroform	0.33	U	1.0	0.33	ug/L			01/08/19 09:56	1

TestAmerica Edison

# Client Sample Results

Client: RT Environmental Services, Inc.  
Project/Site: Collins Street

TestAmerica Job ID: 460-172581-1

**Client Sample ID: MW-19D**

**Date Collected: 01/02/19 15:50**

**Date Received: 01/03/19 09:52**

**Lab Sample ID: 460-172581-7**

**Matrix: Water**

## Method: 8260C - Volatile Organic Compounds by GC/MS (Continued)

Analyte	Result	Qualifier	RL	MDL	Unit	D	Prepared	Analyzed	Dil Fac
m-Xylene & p-Xylene	0.30	U	1.0	0.30	ug/L			01/08/19 09:56	1
<b>Vinyl chloride</b>	<b>0.71</b>	<b>J</b>	1.0	0.17	ug/L			01/08/19 09:56	1
Ethylene Dibromide	0.50	U	1.0	0.50	ug/L			01/08/19 09:56	1
Carbon tetrachloride	0.21	U	1.0	0.21	ug/L			01/08/19 09:56	1
1,4-Dichlorobenzene	0.76	U	1.0	0.76	ug/L			01/08/19 09:56	1
Dichlorobromomethane	0.34	U	1.0	0.34	ug/L			01/08/19 09:56	1

Surrogate	%Recovery	Qualifier	Limits	Prepared	Analyzed	Dil Fac
1,2-Dichloroethane-d4 (Surr)	100		74 - 132		01/08/19 09:56	1
Toluene-d8 (Surr)	95		80 - 120		01/08/19 09:56	1
Bromofluorobenzene	96		77 - 124		01/08/19 09:56	1
Dibromofluoromethane (Surr)	101		72 - 131		01/08/19 09:56	1

# Lab Chronicle

Client: RT Environmental Services, Inc.  
Project/Site: Collins Street

TestAmerica Job ID: 460-172581-1

**Client Sample ID: MW-17S**

**Date Collected: 01/02/19 10:00**

**Date Received: 01/03/19 09:52**

**Lab Sample ID: 460-172581-1**

**Matrix: Water**

Prep Type	Batch Type	Batch Method	Run	Dilution Factor	Batch Number	Prepared or Analyzed	Analyst	Lab
Total/NA	Analysis	8260C		1	581018	01/08/19 03:01	AAT	TAL EDI

**Client Sample ID: MW-16S**

**Date Collected: 01/02/19 12:07**

**Date Received: 01/03/19 09:52**

**Lab Sample ID: 460-172581-2**

**Matrix: Water**

Prep Type	Batch Type	Batch Method	Run	Dilution Factor	Batch Number	Prepared or Analyzed	Analyst	Lab
Total/NA	Analysis	8260C		1	581018	01/08/19 03:26	AAT	TAL EDI

**Client Sample ID: MW-16D**

**Date Collected: 01/02/19 10:50**

**Date Received: 01/03/19 09:52**

**Lab Sample ID: 460-172581-3**

**Matrix: Water**

Prep Type	Batch Type	Batch Method	Run	Dilution Factor	Batch Number	Prepared or Analyzed	Analyst	Lab
Total/NA	Analysis	8260C		1	581018	01/08/19 03:50	AAT	TAL EDI

**Client Sample ID: MW-18S**

**Date Collected: 01/02/19 16:20**

**Date Received: 01/03/19 09:52**

**Lab Sample ID: 460-172581-4**

**Matrix: Water**

Prep Type	Batch Type	Batch Method	Run	Dilution Factor	Batch Number	Prepared or Analyzed	Analyst	Lab
Total/NA	Analysis	8260C		1	581018	01/08/19 04:15	AAT	TAL EDI

**Client Sample ID: MW-18D**

**Date Collected: 01/02/19 13:15**

**Date Received: 01/03/19 09:52**

**Lab Sample ID: 460-172581-5**

**Matrix: Water**

Prep Type	Batch Type	Batch Method	Run	Dilution Factor	Batch Number	Prepared or Analyzed	Analyst	Lab
Total/NA	Analysis	8260C		1	581259	01/08/19 22:30	VBP	TAL EDI

**Client Sample ID: MW-19S**

**Date Collected: 01/02/19 15:00**

**Date Received: 01/03/19 09:52**

**Lab Sample ID: 460-172581-6**

**Matrix: Water**

Prep Type	Batch Type	Batch Method	Run	Dilution Factor	Batch Number	Prepared or Analyzed	Analyst	Lab
Total/NA	Analysis	8260C		1	581096	01/08/19 09:31	AAT	TAL EDI

TestAmerica Edison

# Lab Chronicle

Client: RT Environmental Services, Inc.  
Project/Site: Collins Street

TestAmerica Job ID: 460-172581-1

**Client Sample ID: MW-19D**

**Lab Sample ID: 460-172581-7**

**Date Collected: 01/02/19 15:50**

**Matrix: Water**

**Date Received: 01/03/19 09:52**

Prep Type	Batch Type	Batch Method	Run	Dilution Factor	Batch Number	Prepared or Analyzed	Analyst	Lab
Total/NA	Analysis	8260C		1	581096	01/08/19 09:56	AAT	TAL EDI

**Laboratory References:**

TAL EDI = TestAmerica Edison, 777 New Durham Road, Edison, NJ 08817, TEL (732)549-3900

- 1
- 2
- 3
- 4
- 5
- 6
- 7
- 8
- 9
- 10
- 11

# Accreditation/Certification Summary

Client: RT Environmental Services, Inc.  
Project/Site: Collins Street

TestAmerica Job ID: 460-172581-1

## Laboratory: TestAmerica Edison

All accreditations/certifications held by this laboratory are listed. Not all accreditations/certifications are applicable to this report.

Authority	Program	EPA Region	Identification Number	Expiration Date
Connecticut	State Program	1	PH-0200	09-30-20
DE Haz. Subst. Cleanup Act (HSCA)	State Program	3	N/A	12-31-19
New Jersey	NELAP	2	12028	06-30-19
New York	NELAP	2	11452	04-01-19
Pennsylvania	NELAP	3	68-00522	02-28-19
Rhode Island	State Program	1	LAO00132	12-30-19
USDA	Federal		NJCA-003-08	06-13-20

# Method Summary

Client: RT Environmental Services, Inc.  
Project/Site: Collins Street

TestAmerica Job ID: 460-172581-1

Method	Method Description	Protocol	Laboratory
8260C	Volatile Organic Compounds by GC/MS	SW846	TAL EDI
5030C	Purge and Trap	SW846	TAL EDI

**Protocol References:**

SW846 = "Test Methods For Evaluating Solid Waste, Physical/Chemical Methods", Third Edition, November 1986 And Its Updates.

**Laboratory References:**

TAL EDI = TestAmerica Edison, 777 New Durham Road, Edison, NJ 08817, TEL (732)549-3900



# Sample Summary

Client: RT Environmental Services, Inc.  
Project/Site: Collins Street

TestAmerica Job ID: 460-172581-1

Lab Sample ID	Client Sample ID	Matrix	Collected	Received
460-172581-1	MW-17S	Water	01/02/19 10:00	01/03/19 09:52
460-172581-2	MW-16S	Water	01/02/19 12:07	01/03/19 09:52
460-172581-3	MW-16D	Water	01/02/19 10:50	01/03/19 09:52
460-172581-4	MW-18S	Water	01/02/19 16:20	01/03/19 09:52
460-172581-5	MW-18D	Water	01/02/19 13:15	01/03/19 09:52
460-172581-6	MW-19S	Water	01/02/19 15:00	01/03/19 09:52
460-172581-7	MW-19D	Water	01/02/19 15:50	01/03/19 09:52



# TestAmerica

THE LEADER IN ENVIRONMENTAL TESTING

## CHAIN OF CUSTODY / ANALYSIS REQUEST

777 New Durham Road  
Edison, New Jersey 08817  
Phone: (732) 549-3900 Fax: (732) 549-3679

1.201

Page \_\_\_\_ of \_\_\_\_

Name (for report and invoice) W. Hargett, J. Brankki, V. Long

Company RT Env

Address PA

City KOP State PA

Phone \_\_\_\_\_ Fax \_\_\_\_\_

Samplers Name (Printed) Aaron Schneider

P.O. # 2013-20-14

Analysis Turnaround Time Standard

Push Charges Authorized For:  
 2 Week  
 1 Week  
 Other

Site/Project Identification Collins St

State (Location of site): NJ:  NY:  Other: PA

Regulatory Program: \_\_\_\_\_

LAB USE ONLY  
 Project No: \_\_\_\_\_  
 Job No: 172581

Sample Identification	Date	Time	Matrix	No. of Cont.	ANALYSIS REQUESTED (ENTER 'X' BELOW TO INDICATE REQUEST)
MW 17S	11/19	10:00	Env	2	PA Fuel # 2 VOCs
MW 16S	12/07	12:07	1	3	X
MW 16D	10:50	10:50	1	3	X
MW 18S	16:20	16:20	1	3	X
MW 18D	13:15	13:15	1	3	X
MW 19S	15:00	15:00	1	3	X
MW 19D	15:50	15:50	1	3	X

Preservation Used: 1 = ICE, 2 = HCl, 3 = H<sub>2</sub>SO<sub>4</sub>, 4 = HNO<sub>3</sub>, 5 = NaOH  
 Soil: \_\_\_\_\_  
 Water: 1

460-172581 Chain of Custody

### Special Instructions

Water Metals Filtered (Yes/No)?

Relinquished by	Company	Date / Time	Received by	Company
<u>A. Schneider</u>	<u>RT Env</u>	<u>11/3/19 8:58</u>	<u>[Signature]</u>	<u>TRCAP 11/3/19</u>
<u>Quinn Johnson</u>	<u>TRAP</u>	<u>11/3/19 18:15</u>	<u>Ken Luceo</u>	<u>TRAP 11/3/19</u>
Relinquished by	Company	Date / Time	Received by	Company
Relinquished by	Company	Date / Time	Received by	Company

Laboratory Certifications: New Jersey (12029), New York (11452), Pennsylvania (68-522), Connecticut (PH-0200), Rhode Island (132), Massachusetts (M-NJ312), North Carolina (No. 578)

TAL - 0016 (07/15)



TestAmerica Edison  
Receipt Temperature and pH Log

Page \_\_\_ of \_\_\_

Job Number: 172581

Number of Coolers: 1 IR Gun # ZOD

COOLER TEMPERATURES

IR RAW °C	IR CORRECTED °C	RAW °C	CORRECTED °C	RAW °C	CORRECTED °C	RAW °C	CORRECTED °C
Cooler #1: _____ °C	_____ °C	Cooler #4: _____ °C	_____ °C	Cooler #7: _____ °C	_____ °C	Cooler #8: _____ °C	_____ °C
Cooler #2: _____ °C	_____ °C	Cooler #5: _____ °C	_____ °C	Cooler #9: _____ °C	_____ °C	Cooler #8: _____ °C	_____ °C
Cooler #3: _____ °C	_____ °C	Cooler #6: _____ °C	_____ °C	Cooler #9: _____ °C	_____ °C	Cooler #9: _____ °C	_____ °C

TALS Sample Number	(pH<2)	(pH<2)	(pH<2)	(pH<2)	(pH<2)	(pH<2)	(pH 5-9)	(pH<2)	(pH<2)	(pH<2)	(pH>9)	(pH<2)	(pH<2)	(pH>12)	(pH<2)	Total Cyanide	Total Phos	Other	Other	

If pH adjustments are required record the information below:

Sample No(s), adjusted: \_\_\_\_\_

Preservative Name/Conc.: \_\_\_\_\_ Volume of Preservative used (ml): \_\_\_\_\_

Lot # of Preservative(s): \_\_\_\_\_ Expiration Date: \_\_\_\_\_

*The appropriate Project Manager and Department Manager should be notified about the samples which were pH adjusted.*

*\* Samples for Metal analysis which are out of compliance must be acidified at least 24 hours prior to analysis.*

# Login Sample Receipt Checklist

Client: RT Environmental Services, Inc.

Job Number: 460-172581-1

**Login Number: 172581**

**List Number: 1**

**Creator: Gilmore, Julie L**

**List Source: TestAmerica Edison**

Question	Answer	Comment
Radioactivity wasn't checked or is <math>\leq</math> background as measured by a survey meter.	N/A	
The cooler's custody seal, if present, is intact.	N/A	
Sample custody seals, if present, are intact.	N/A	
The cooler or samples do not appear to have been compromised or tampered with.	True	
Samples were received on ice.	True	
Cooler Temperature is acceptable.	True	IR KOP#1
Cooler Temperature is recorded.	True	
COC is present.	True	
COC is filled out in ink and legible.	True	
COC is filled out with all pertinent information.	True	
Is the Field Sampler's name present on COC?	True	
There are no discrepancies between the containers received and the COC.	True	
Samples are received within Holding Time (excluding tests with immediate HTs)	True	
Sample containers have legible labels.	True	
Containers are not broken or leaking.	True	
Sample collection date/times are provided.	True	
Appropriate sample containers are used.	True	
Sample bottles are completely filled.	True	
Sample Preservation Verified.	True	
There is sufficient vol. for all requested analyses, incl. any requested MS/MSDs	True	
Containers requiring zero headspace have no headspace or bubble is <math><6\text{mm}</math> (1/4").	True	
Multiphasic samples are not present.	True	
Samples do not require splitting or compositing.	True	
Residual Chlorine Checked.	N/A	



## ANALYTICAL REPORT

TestAmerica Laboratories, Inc.  
TestAmerica Edison  
777 New Durham Road  
Edison, NJ 08817  
Tel: (732)549-3900

TestAmerica Job ID: 460-175965-1  
Client Project/Site: Collins Street

For:  
RT Environmental Services, Inc.  
215 West Church Road  
Suite 300  
King of Prussia, Pennsylvania 19406

Attn: Aaron Schneider



Authorized for release by:  
3/1/2019 4:54:16 PM

Jill Miller, Senior Project Manager  
(484)685-0871  
[jill.miller@testamericainc.com](mailto:jill.miller@testamericainc.com)

### LINKS

Review your project  
results through  
**TotalAccess**

Have a Question?



Visit us at:  
[www.testamericainc.com](http://www.testamericainc.com)

*The test results in this report meet all 2003 NELAC and 2009 TNI requirements for accredited parameters, exceptions are noted in this report. This report may not be reproduced except in full, and with written approval from the laboratory. For questions please contact the Project Manager at the e-mail address or telephone number listed on this page.*

*This report has been electronically signed and authorized by the signatory. Electronic signature is intended to be the legally binding equivalent of a traditionally handwritten signature.*

*Results relate only to the items tested and the sample(s) as received by the laboratory.*



# Table of Contents

Cover Page . . . . .	1
Table of Contents . . . . .	2
Definitions/Glossary . . . . .	3
Case Narrative . . . . .	4
Client Sample Results . . . . .	5
Lab Chronicle . . . . .	15
Certification Summary . . . . .	17
Method Summary . . . . .	18
Sample Summary . . . . .	19
Chain of Custody . . . . .	20
Receipt Checklists . . . . .	22

# Definitions/Glossary

Client: RT Environmental Services, Inc.  
Project/Site: Collins Street

TestAmerica Job ID: 460-175965-1

## Qualifiers

### GC/MS VOA

Qualifier	Qualifier Description
U	Indicates the analyte was analyzed for but not detected.
J	Result is less than the RL but greater than or equal to the MDL and the concentration is an approximate value.

## Glossary

Abbreviation	These commonly used abbreviations may or may not be present in this report.
α	Listed under the "D" column to designate that the result is reported on a dry weight basis
%R	Percent Recovery
CFL	Contains Free Liquid
CNF	Contains No Free Liquid
DER	Duplicate Error Ratio (normalized absolute difference)
Dil Fac	Dilution Factor
DL	Detection Limit (DoD/DOE)
DL, RA, RE, IN	Indicates a Dilution, Re-analysis, Re-extraction, or additional Initial metals/anion analysis of the sample
DLC	Decision Level Concentration (Radiochemistry)
EDL	Estimated Detection Limit (Dioxin)
LOD	Limit of Detection (DoD/DOE)
LOQ	Limit of Quantitation (DoD/DOE)
MDA	Minimum Detectable Activity (Radiochemistry)
MDC	Minimum Detectable Concentration (Radiochemistry)
MDL	Method Detection Limit
ML	Minimum Level (Dioxin)
NC	Not Calculated
ND	Not Detected at the reporting limit (or MDL or EDL if shown)
PQL	Practical Quantitation Limit
QC	Quality Control
RER	Relative Error Ratio (Radiochemistry)
RL	Reporting Limit or Requested Limit (Radiochemistry)
RPD	Relative Percent Difference, a measure of the relative difference between two points
TEF	Toxicity Equivalent Factor (Dioxin)
TEQ	Toxicity Equivalent Quotient (Dioxin)

# Case Narrative

Client: RT Environmental Services, Inc.  
Project/Site: Collins Street

TestAmerica Job ID: 460-175965-1

---

**Job ID: 460-175965-1**

---

**Laboratory: TestAmerica Edison**

---

**Narrative**

**Job Narrative  
460-175965-1**

**Comments**

No additional comments.

**Receipt**

The samples were received on 2/22/2019 4:55 PM; the samples arrived in good condition, properly preserved and, where required, on ice. The temperature of the cooler at receipt was 4.5° C.

**GC/MS VOA**

Method(s) 8260C: The continuing calibration verification (CCV) analyzed in batch 460-592192 was outside the method criteria for the following analytes: Bromoform (bias low) and Chloromethane (bias high). A CCV standard at or below the reporting limit (RL) was analyzed with the affected samples and found to be acceptable. As indicated in the reference method, sample analysis may proceed; however, any detection for the affected analyte(s) is considered estimated.

No additional analytical or quality issues were noted, other than those described above or in the Definitions/Glossary page.

**VOA Prep**

No analytical or quality issues were noted, other than those described in the Definitions/Glossary page.



# Client Sample Results

Client: RT Environmental Services, Inc.  
Project/Site: Collins Street

TestAmerica Job ID: 460-175965-1

**Client Sample ID: MW 1**  
**Date Collected: 02/22/19 08:00**  
**Date Received: 02/22/19 16:55**

**Lab Sample ID: 460-175965-1**  
**Matrix: Water**

**Method: 8260C - Volatile Organic Compounds by GC/MS**

Analyte	Result	Qualifier	RL	MDL	Unit	D	Prepared	Analyzed	Dil Fac
1,1,1-Trichloroethane	0.24	U	1.0	0.24	ug/L			03/01/19 02:17	1
1,1,1,2-Tetrachloroethane	0.37	U	1.0	0.37	ug/L			03/01/19 02:17	1
1,1,2-Trichloroethane	0.43	U	1.0	0.43	ug/L			03/01/19 02:17	1
1,1-Dichloroethane	0.26	U	1.0	0.26	ug/L			03/01/19 02:17	1
1,1-Dichloroethene	0.12	U	1.0	0.12	ug/L			03/01/19 02:17	1
1,2,4-Trichlorobenzene	0.37	U	1.0	0.37	ug/L			03/01/19 02:17	1
1,2,4-Trimethylbenzene	0.37	U	1.0	0.37	ug/L			03/01/19 02:17	1
1,2-Dibromo-3-Chloropropane	0.38	U	1.0	0.38	ug/L			03/01/19 02:17	1
1,2-Dibromoethane	0.50	U	1.0	0.50	ug/L			03/01/19 02:17	1
1,2-Dichlorobenzene	0.43	U	1.0	0.43	ug/L			03/01/19 02:17	1
1,2-Dichloroethane	0.43	U	1.0	0.43	ug/L			03/01/19 02:17	1
1,2-Dichloropropane	0.35	U	1.0	0.35	ug/L			03/01/19 02:17	1
1,3,5-Trimethylbenzene	0.33	U	1.0	0.33	ug/L			03/01/19 02:17	1
1,3-Dichlorobenzene	0.34	U	1.0	0.34	ug/L			03/01/19 02:17	1
1,4-Dichlorobenzene	0.76	U	1.0	0.76	ug/L			03/01/19 02:17	1
2-Butanone	1.9	U	5.0	1.9	ug/L			03/01/19 02:17	1
2-Hexanone	2.9	U	5.0	2.9	ug/L			03/01/19 02:17	1
4-Methyl-2-pentanone	2.7	U	5.0	2.7	ug/L			03/01/19 02:17	1
<b>Acetone</b>	<b>7.2</b>		5.0	5.0	ug/L			03/01/19 02:17	1
Benzene	0.43	U	1.0	0.43	ug/L			03/01/19 02:17	1
Bromodichloromethane	0.34	U	1.0	0.34	ug/L			03/01/19 02:17	1
Bromoform	0.54	U	1.0	0.54	ug/L			03/01/19 02:17	1
Bromomethane	1.0	U	1.0	1.0	ug/L			03/01/19 02:17	1
Carbon disulfide	0.16	U	1.0	0.16	ug/L			03/01/19 02:17	1
Carbon tetrachloride	0.21	U	1.0	0.21	ug/L			03/01/19 02:17	1
Chlorobenzene	0.38	U	1.0	0.38	ug/L			03/01/19 02:17	1
Chloroethane	0.32	U	1.0	0.32	ug/L			03/01/19 02:17	1
Chloroform	0.33	U	1.0	0.33	ug/L			03/01/19 02:17	1
Chloromethane	0.14	U	1.0	0.14	ug/L			03/01/19 02:17	1
<b>cis-1,2-Dichloroethene</b>	<b>1.8</b>		1.0	0.22	ug/L			03/01/19 02:17	1
cis-1,3-Dichloropropene	0.46	U	1.0	0.46	ug/L			03/01/19 02:17	1
Cyclohexane	0.32	U	1.0	0.32	ug/L			03/01/19 02:17	1
Dibromochloromethane	0.28	U	1.0	0.28	ug/L			03/01/19 02:17	1
Dichlorodifluoromethane	0.12	U	1.0	0.12	ug/L			03/01/19 02:17	1
Ethylbenzene	0.30	U	1.0	0.30	ug/L			03/01/19 02:17	1
Freon TF	0.31	U	1.0	0.31	ug/L			03/01/19 02:17	1
Isopropylbenzene	0.34	U	1.0	0.34	ug/L			03/01/19 02:17	1
Methyl acetate	0.31	U	5.0	0.31	ug/L			03/01/19 02:17	1
Methylene Chloride	0.32	U	1.0	0.32	ug/L			03/01/19 02:17	1
MTBE	0.47	U	1.0	0.47	ug/L			03/01/19 02:17	1
Naphthalene	0.41	U	1.0	0.41	ug/L			03/01/19 02:17	1
Styrene	0.42	U	1.0	0.42	ug/L			03/01/19 02:17	1
<b>Tetrachloroethene</b>	<b>0.34</b>	<b>J</b>	1.0	0.25	ug/L			03/01/19 02:17	1
Toluene	0.38	U	1.0	0.38	ug/L			03/01/19 02:17	1
trans-1,2-Dichloroethene	0.24	U	1.0	0.24	ug/L			03/01/19 02:17	1
trans-1,3-Dichloropropene	0.49	U	1.0	0.49	ug/L			03/01/19 02:17	1
<b>Trichloroethene</b>	<b>0.60</b>	<b>J</b>	1.0	0.31	ug/L			03/01/19 02:17	1
Trichlorofluoromethane	0.14	U	1.0	0.14	ug/L			03/01/19 02:17	1
Vinyl chloride	0.17	U	1.0	0.17	ug/L			03/01/19 02:17	1

TestAmerica Edison

# Client Sample Results

Client: RT Environmental Services, Inc.  
Project/Site: Collins Street

TestAmerica Job ID: 460-175965-1

**Client Sample ID: MW 1**  
**Date Collected: 02/22/19 08:00**  
**Date Received: 02/22/19 16:55**

**Lab Sample ID: 460-175965-1**  
**Matrix: Water**

**Method: 8260C - Volatile Organic Compounds by GC/MS (Continued)**

Analyte	Result	Qualifier	RL	MDL	Unit	D	Prepared	Analyzed	Dil Fac
Xylenes, Total	0.30	U	2.0	0.30	ug/L			03/01/19 02:17	1
Surrogate	%Recovery	Qualifier	Limits				Prepared	Analyzed	Dil Fac
1,2-Dichloroethane-d4 (Surr)	94		74 - 132					03/01/19 02:17	1
Bromofluorobenzene	92		77 - 124					03/01/19 02:17	1
Dibromofluoromethane (Surr)	97		72 - 131					03/01/19 02:17	1
Toluene-d8 (Surr)	102		80 - 120					03/01/19 02:17	1

**Client Sample ID: MW 18S**  
**Date Collected: 02/22/19 09:40**  
**Date Received: 02/22/19 16:55**

**Lab Sample ID: 460-175965-2**  
**Matrix: Water**

**Method: 8260C - Volatile Organic Compounds by GC/MS**

Analyte	Result	Qualifier	RL	MDL	Unit	D	Prepared	Analyzed	Dil Fac
1,1,1-Trichloroethane	0.24	U	1.0	0.24	ug/L			03/01/19 02:44	1
1,1,2,2-Tetrachloroethane	0.37	U	1.0	0.37	ug/L			03/01/19 02:44	1
1,1,2-Trichloroethane	0.43	U	1.0	0.43	ug/L			03/01/19 02:44	1
1,1-Dichloroethane	0.26	U	1.0	0.26	ug/L			03/01/19 02:44	1
1,1-Dichloroethene	0.12	U	1.0	0.12	ug/L			03/01/19 02:44	1
1,2,4-Trichlorobenzene	0.37	U	1.0	0.37	ug/L			03/01/19 02:44	1
1,2,4-Trimethylbenzene	0.37	U	1.0	0.37	ug/L			03/01/19 02:44	1
1,2-Dibromo-3-Chloropropane	0.38	U	1.0	0.38	ug/L			03/01/19 02:44	1
1,2-Dibromoethane	0.50	U	1.0	0.50	ug/L			03/01/19 02:44	1
1,2-Dichlorobenzene	0.43	U	1.0	0.43	ug/L			03/01/19 02:44	1
1,2-Dichloroethane	0.43	U	1.0	0.43	ug/L			03/01/19 02:44	1
1,2-Dichloropropane	0.35	U	1.0	0.35	ug/L			03/01/19 02:44	1
1,3,5-Trimethylbenzene	0.33	U	1.0	0.33	ug/L			03/01/19 02:44	1
1,3-Dichlorobenzene	0.34	U	1.0	0.34	ug/L			03/01/19 02:44	1
1,4-Dichlorobenzene	0.76	U	1.0	0.76	ug/L			03/01/19 02:44	1
2-Butanone	1.9	U	5.0	1.9	ug/L			03/01/19 02:44	1
2-Hexanone	2.9	U	5.0	2.9	ug/L			03/01/19 02:44	1
4-Methyl-2-pentanone	2.7	U	5.0	2.7	ug/L			03/01/19 02:44	1
Acetone	5.0	U	5.0	5.0	ug/L			03/01/19 02:44	1
Benzene	0.43	U	1.0	0.43	ug/L			03/01/19 02:44	1
Bromodichloromethane	0.34	U	1.0	0.34	ug/L			03/01/19 02:44	1
Bromoform	0.54	U	1.0	0.54	ug/L			03/01/19 02:44	1
Bromomethane	1.0	U	1.0	1.0	ug/L			03/01/19 02:44	1
Carbon disulfide	0.16	U	1.0	0.16	ug/L			03/01/19 02:44	1
Carbon tetrachloride	0.21	U	1.0	0.21	ug/L			03/01/19 02:44	1
Chlorobenzene	0.38	U	1.0	0.38	ug/L			03/01/19 02:44	1
Chloroethane	0.32	U	1.0	0.32	ug/L			03/01/19 02:44	1
Chloroform	0.33	U	1.0	0.33	ug/L			03/01/19 02:44	1
Chloromethane	0.14	U	1.0	0.14	ug/L			03/01/19 02:44	1
cis-1,2-Dichloroethene	0.22	U	1.0	0.22	ug/L			03/01/19 02:44	1
cis-1,3-Dichloropropene	0.46	U	1.0	0.46	ug/L			03/01/19 02:44	1
Cyclohexane	0.32	U	1.0	0.32	ug/L			03/01/19 02:44	1
Dibromochloromethane	0.28	U	1.0	0.28	ug/L			03/01/19 02:44	1
Dichlorodifluoromethane	0.12	U	1.0	0.12	ug/L			03/01/19 02:44	1
Ethylbenzene	0.30	U	1.0	0.30	ug/L			03/01/19 02:44	1
Freon TF	0.31	U	1.0	0.31	ug/L			03/01/19 02:44	1

TestAmerica Edison



# Client Sample Results

Client: RT Environmental Services, Inc.  
Project/Site: Collins Street

TestAmerica Job ID: 460-175965-1

**Client Sample ID: MW 18S**

**Date Collected: 02/22/19 09:40**

**Date Received: 02/22/19 16:55**

**Lab Sample ID: 460-175965-2**

**Matrix: Water**

## Method: 8260C - Volatile Organic Compounds by GC/MS (Continued)

Analyte	Result	Qualifier	RL	MDL	Unit	D	Prepared	Analyzed	Dil Fac
Isopropylbenzene	0.34	U	1.0	0.34	ug/L			03/01/19 02:44	1
Methyl acetate	0.31	U	5.0	0.31	ug/L			03/01/19 02:44	1
Methylene Chloride	0.32	U	1.0	0.32	ug/L			03/01/19 02:44	1
MTBE	0.47	U	1.0	0.47	ug/L			03/01/19 02:44	1
Naphthalene	0.41	U	1.0	0.41	ug/L			03/01/19 02:44	1
Styrene	0.42	U	1.0	0.42	ug/L			03/01/19 02:44	1
Tetrachloroethene	0.25	U	1.0	0.25	ug/L			03/01/19 02:44	1
Toluene	0.38	U	1.0	0.38	ug/L			03/01/19 02:44	1
trans-1,2-Dichloroethene	0.24	U	1.0	0.24	ug/L			03/01/19 02:44	1
trans-1,3-Dichloropropene	0.49	U	1.0	0.49	ug/L			03/01/19 02:44	1
Trichloroethene	0.31	U	1.0	0.31	ug/L			03/01/19 02:44	1
Trichlorofluoromethane	0.14	U	1.0	0.14	ug/L			03/01/19 02:44	1
Vinyl chloride	0.17	U	1.0	0.17	ug/L			03/01/19 02:44	1
Xylenes, Total	0.30	U	2.0	0.30	ug/L			03/01/19 02:44	1

Surrogate	%Recovery	Qualifier	Limits	Prepared	Analyzed	Dil Fac
1,2-Dichloroethane-d4 (Surr)	95		74 - 132		03/01/19 02:44	1
Bromofluorobenzene	93		77 - 124		03/01/19 02:44	1
Dibromofluoromethane (Surr)	99		72 - 131		03/01/19 02:44	1
Toluene-d8 (Surr)	104		80 - 120		03/01/19 02:44	1

**Client Sample ID: MW 18D**

**Date Collected: 02/22/19 10:31**

**Date Received: 02/22/19 16:55**

**Lab Sample ID: 460-175965-3**

**Matrix: Water**

## Method: 8260C - Volatile Organic Compounds by GC/MS

Analyte	Result	Qualifier	RL	MDL	Unit	D	Prepared	Analyzed	Dil Fac
1,1,1-Trichloroethane	0.24	U	1.0	0.24	ug/L			03/01/19 03:11	1
1,1,1,2-Tetrachloroethane	0.37	U	1.0	0.37	ug/L			03/01/19 03:11	1
1,1,2-Trichloroethane	0.43	U	1.0	0.43	ug/L			03/01/19 03:11	1
1,1-Dichloroethane	0.26	U	1.0	0.26	ug/L			03/01/19 03:11	1
1,1-Dichloroethene	0.12	U	1.0	0.12	ug/L			03/01/19 03:11	1
1,2,4-Trichlorobenzene	0.37	U	1.0	0.37	ug/L			03/01/19 03:11	1
1,2,4-Trimethylbenzene	0.37	U	1.0	0.37	ug/L			03/01/19 03:11	1
1,2-Dibromo-3-Chloropropane	0.38	U	1.0	0.38	ug/L			03/01/19 03:11	1
1,2-Dibromoethane	0.50	U	1.0	0.50	ug/L			03/01/19 03:11	1
1,2-Dichlorobenzene	0.43	U	1.0	0.43	ug/L			03/01/19 03:11	1
1,2-Dichloroethane	0.43	U	1.0	0.43	ug/L			03/01/19 03:11	1
1,2-Dichloropropane	0.35	U	1.0	0.35	ug/L			03/01/19 03:11	1
1,3,5-Trimethylbenzene	0.33	U	1.0	0.33	ug/L			03/01/19 03:11	1
1,3-Dichlorobenzene	0.34	U	1.0	0.34	ug/L			03/01/19 03:11	1
1,4-Dichlorobenzene	0.76	U	1.0	0.76	ug/L			03/01/19 03:11	1
2-Butanone	1.9	U	5.0	1.9	ug/L			03/01/19 03:11	1
2-Hexanone	2.9	U	5.0	2.9	ug/L			03/01/19 03:11	1
4-Methyl-2-pentanone	2.7	U	5.0	2.7	ug/L			03/01/19 03:11	1
Acetone	5.0	U	5.0	5.0	ug/L			03/01/19 03:11	1
Benzene	0.43	U	1.0	0.43	ug/L			03/01/19 03:11	1
Bromodichloromethane	0.34	U	1.0	0.34	ug/L			03/01/19 03:11	1
Bromoform	0.54	U	1.0	0.54	ug/L			03/01/19 03:11	1
Bromomethane	1.0	U	1.0	1.0	ug/L			03/01/19 03:11	1

TestAmerica Edison

# Client Sample Results

Client: RT Environmental Services, Inc.  
Project/Site: Collins Street

TestAmerica Job ID: 460-175965-1

**Client Sample ID: MW 18D**

**Lab Sample ID: 460-175965-3**

**Date Collected: 02/22/19 10:31**

**Matrix: Water**

**Date Received: 02/22/19 16:55**

**Method: 8260C - Volatile Organic Compounds by GC/MS (Continued)**

Analyte	Result	Qualifier	RL	MDL	Unit	D	Prepared	Analyzed	Dil Fac
<b>Carbon disulfide</b>	<b>1.0</b>		1.0	0.16	ug/L			03/01/19 03:11	1
Carbon tetrachloride	0.21	U	1.0	0.21	ug/L			03/01/19 03:11	1
Chlorobenzene	0.38	U	1.0	0.38	ug/L			03/01/19 03:11	1
Chloroethane	0.32	U	1.0	0.32	ug/L			03/01/19 03:11	1
Chloroform	0.33	U	1.0	0.33	ug/L			03/01/19 03:11	1
Chloromethane	0.14	U	1.0	0.14	ug/L			03/01/19 03:11	1
cis-1,2-Dichloroethene	0.22	U	1.0	0.22	ug/L			03/01/19 03:11	1
cis-1,3-Dichloropropene	0.46	U	1.0	0.46	ug/L			03/01/19 03:11	1
Cyclohexane	0.32	U	1.0	0.32	ug/L			03/01/19 03:11	1
Dibromochloromethane	0.28	U	1.0	0.28	ug/L			03/01/19 03:11	1
Dichlorodifluoromethane	0.12	U	1.0	0.12	ug/L			03/01/19 03:11	1
Ethylbenzene	0.30	U	1.0	0.30	ug/L			03/01/19 03:11	1
Freon TF	0.31	U	1.0	0.31	ug/L			03/01/19 03:11	1
Isopropylbenzene	0.34	U	1.0	0.34	ug/L			03/01/19 03:11	1
Methyl acetate	0.31	U	5.0	0.31	ug/L			03/01/19 03:11	1
Methylene Chloride	0.32	U	1.0	0.32	ug/L			03/01/19 03:11	1
MTBE	0.47	U	1.0	0.47	ug/L			03/01/19 03:11	1
Naphthalene	0.41	U	1.0	0.41	ug/L			03/01/19 03:11	1
Styrene	0.42	U	1.0	0.42	ug/L			03/01/19 03:11	1
Tetrachloroethene	0.25	U	1.0	0.25	ug/L			03/01/19 03:11	1
Toluene	0.38	U	1.0	0.38	ug/L			03/01/19 03:11	1
trans-1,2-Dichloroethene	0.24	U	1.0	0.24	ug/L			03/01/19 03:11	1
trans-1,3-Dichloropropene	0.49	U	1.0	0.49	ug/L			03/01/19 03:11	1
Trichloroethene	0.31	U	1.0	0.31	ug/L			03/01/19 03:11	1
Trichlorofluoromethane	0.14	U	1.0	0.14	ug/L			03/01/19 03:11	1
Vinyl chloride	0.17	U	1.0	0.17	ug/L			03/01/19 03:11	1
Xylenes, Total	0.30	U	2.0	0.30	ug/L			03/01/19 03:11	1

Surrogate	%Recovery	Qualifier	Limits	Prepared	Analyzed	Dil Fac
1,2-Dichloroethane-d4 (Surr)	94		74 - 132		03/01/19 03:11	1
Bromofluorobenzene	92		77 - 124		03/01/19 03:11	1
Dibromofluoromethane (Surr)	97		72 - 131		03/01/19 03:11	1
Toluene-d8 (Surr)	102		80 - 120		03/01/19 03:11	1

**Client Sample ID: MW 19S**

**Lab Sample ID: 460-175965-4**

**Date Collected: 02/22/19 11:55**

**Matrix: Water**

**Date Received: 02/22/19 16:55**

**Method: 8260C - Volatile Organic Compounds by GC/MS**

Analyte	Result	Qualifier	RL	MDL	Unit	D	Prepared	Analyzed	Dil Fac
1,1,1-Trichloroethane	0.24	U	1.0	0.24	ug/L			02/27/19 16:52	1
1,1,1,2-Tetrachloroethane	0.37	U	1.0	0.37	ug/L			02/27/19 16:52	1
1,1,2-Trichloroethane	0.43	U	1.0	0.43	ug/L			02/27/19 16:52	1
1,1-Dichloroethane	0.26	U	1.0	0.26	ug/L			02/27/19 16:52	1
1,1-Dichloroethene	0.12	U	1.0	0.12	ug/L			02/27/19 16:52	1
1,2,4-Trichlorobenzene	0.37	U	1.0	0.37	ug/L			02/27/19 16:52	1
1,2,4-Trimethylbenzene	0.37	U	1.0	0.37	ug/L			02/27/19 16:52	1
1,2-Dibromo-3-Chloropropane	0.38	U	1.0	0.38	ug/L			02/27/19 16:52	1
1,2-Dibromoethane	0.50	U	1.0	0.50	ug/L			02/27/19 16:52	1
1,2-Dichlorobenzene	0.43	U	1.0	0.43	ug/L			02/27/19 16:52	1

TestAmerica Edison

# Client Sample Results

Client: RT Environmental Services, Inc.  
Project/Site: Collins Street

TestAmerica Job ID: 460-175965-1

**Client Sample ID: MW 19S**

**Lab Sample ID: 460-175965-4**

**Date Collected: 02/22/19 11:55**

**Matrix: Water**

**Date Received: 02/22/19 16:55**

**Method: 8260C - Volatile Organic Compounds by GC/MS (Continued)**

Analyte	Result	Qualifier	RL	MDL	Unit	D	Prepared	Analyzed	Dil Fac
1,2-Dichloroethane	0.43	U	1.0	0.43	ug/L			02/27/19 16:52	1
1,2-Dichloropropane	0.35	U	1.0	0.35	ug/L			02/27/19 16:52	1
1,3,5-Trimethylbenzene	0.33	U	1.0	0.33	ug/L			02/27/19 16:52	1
1,3-Dichlorobenzene	0.34	U	1.0	0.34	ug/L			02/27/19 16:52	1
1,4-Dichlorobenzene	0.76	U	1.0	0.76	ug/L			02/27/19 16:52	1
2-Butanone	1.9	U	5.0	1.9	ug/L			02/27/19 16:52	1
2-Hexanone	2.9	U	5.0	2.9	ug/L			02/27/19 16:52	1
4-Methyl-2-pentanone	2.7	U	5.0	2.7	ug/L			02/27/19 16:52	1
Acetone	5.0	U	5.0	5.0	ug/L			02/27/19 16:52	1
Benzene	0.43	U	1.0	0.43	ug/L			02/27/19 16:52	1
Bromodichloromethane	0.34	U	1.0	0.34	ug/L			02/27/19 16:52	1
Bromoform	0.54	U	1.0	0.54	ug/L			02/27/19 16:52	1
Bromomethane	1.0	U	1.0	1.0	ug/L			02/27/19 16:52	1
Carbon disulfide	0.16	U	1.0	0.16	ug/L			02/27/19 16:52	1
Carbon tetrachloride	0.21	U	1.0	0.21	ug/L			02/27/19 16:52	1
Chlorobenzene	0.38	U	1.0	0.38	ug/L			02/27/19 16:52	1
Chloroethane	0.32	U	1.0	0.32	ug/L			02/27/19 16:52	1
Chloroform	0.33	U	1.0	0.33	ug/L			02/27/19 16:52	1
Chloromethane	0.14	U	1.0	0.14	ug/L			02/27/19 16:52	1
<b>cis-1,2-Dichloroethene</b>	<b>0.95</b>	<b>J</b>	1.0	0.22	ug/L			02/27/19 16:52	1
cis-1,3-Dichloropropene	0.46	U	1.0	0.46	ug/L			02/27/19 16:52	1
Cyclohexane	0.32	U	1.0	0.32	ug/L			02/27/19 16:52	1
Dibromochloromethane	0.28	U	1.0	0.28	ug/L			02/27/19 16:52	1
Dichlorodifluoromethane	0.12	U	1.0	0.12	ug/L			02/27/19 16:52	1
Ethylbenzene	0.30	U	1.0	0.30	ug/L			02/27/19 16:52	1
Freon TF	0.31	U	1.0	0.31	ug/L			02/27/19 16:52	1
Isopropylbenzene	0.34	U	1.0	0.34	ug/L			02/27/19 16:52	1
Methyl acetate	0.31	U	5.0	0.31	ug/L			02/27/19 16:52	1
Methylene Chloride	0.32	U	1.0	0.32	ug/L			02/27/19 16:52	1
MTBE	0.47	U	1.0	0.47	ug/L			02/27/19 16:52	1
Naphthalene	0.41	U	1.0	0.41	ug/L			02/27/19 16:52	1
Styrene	0.42	U	1.0	0.42	ug/L			02/27/19 16:52	1
Tetrachloroethene	0.25	U	1.0	0.25	ug/L			02/27/19 16:52	1
Toluene	0.38	U	1.0	0.38	ug/L			02/27/19 16:52	1
trans-1,2-Dichloroethene	0.24	U	1.0	0.24	ug/L			02/27/19 16:52	1
trans-1,3-Dichloropropene	0.49	U	1.0	0.49	ug/L			02/27/19 16:52	1
<b>Trichloroethene</b>	<b>1.2</b>		1.0	0.31	ug/L			02/27/19 16:52	1
Trichlorofluoromethane	0.14	U	1.0	0.14	ug/L			02/27/19 16:52	1
Vinyl chloride	0.17	U	1.0	0.17	ug/L			02/27/19 16:52	1
Xylenes, Total	0.30	U	2.0	0.30	ug/L			02/27/19 16:52	1

Surrogate	%Recovery	Qualifier	Limits	Prepared	Analyzed	Dil Fac
1,2-Dichloroethane-d4 (Surr)	103		74 - 132		02/27/19 16:52	1
Bromofluorobenzene	95		77 - 124		02/27/19 16:52	1
Dibromofluoromethane (Surr)	110		72 - 131		02/27/19 16:52	1
Toluene-d8 (Surr)	103		80 - 120		02/27/19 16:52	1

TestAmerica Edison

# Client Sample Results

Client: RT Environmental Services, Inc.  
Project/Site: Collins Street

TestAmerica Job ID: 460-175965-1

**Client Sample ID: MW 19D**

**Lab Sample ID: 460-175965-5**

**Date Collected: 02/22/19 12:57**

**Matrix: Water**

**Date Received: 02/22/19 16:55**

**Method: 8260C - Volatile Organic Compounds by GC/MS**

Analyte	Result	Qualifier	RL	MDL	Unit	D	Prepared	Analyzed	Dil Fac
1,1,1-Trichloroethane	0.24	U	1.0	0.24	ug/L			02/27/19 17:19	1
1,1,1,2-Tetrachloroethane	0.37	U	1.0	0.37	ug/L			02/27/19 17:19	1
1,1,2-Trichloroethane	0.43	U	1.0	0.43	ug/L			02/27/19 17:19	1
<b>1,1-Dichloroethane</b>	<b>7.8</b>		1.0	0.26	ug/L			02/27/19 17:19	1
<b>1,1-Dichloroethene</b>	<b>33</b>		1.0	0.12	ug/L			02/27/19 17:19	1
1,2,4-Trichlorobenzene	0.37	U	1.0	0.37	ug/L			02/27/19 17:19	1
1,2,4-Trimethylbenzene	0.37	U	1.0	0.37	ug/L			02/27/19 17:19	1
1,2-Dibromo-3-Chloropropane	0.38	U	1.0	0.38	ug/L			02/27/19 17:19	1
1,2-Dibromoethane	0.50	U	1.0	0.50	ug/L			02/27/19 17:19	1
1,2-Dichlorobenzene	0.43	U	1.0	0.43	ug/L			02/27/19 17:19	1
1,2-Dichloroethane	0.43	U	1.0	0.43	ug/L			02/27/19 17:19	1
1,2-Dichloropropane	0.35	U	1.0	0.35	ug/L			02/27/19 17:19	1
1,3,5-Trimethylbenzene	0.33	U	1.0	0.33	ug/L			02/27/19 17:19	1
1,3-Dichlorobenzene	0.34	U	1.0	0.34	ug/L			02/27/19 17:19	1
1,4-Dichlorobenzene	0.76	U	1.0	0.76	ug/L			02/27/19 17:19	1
2-Butanone	1.9	U	5.0	1.9	ug/L			02/27/19 17:19	1
2-Hexanone	2.9	U	5.0	2.9	ug/L			02/27/19 17:19	1
4-Methyl-2-pentanone	2.7	U	5.0	2.7	ug/L			02/27/19 17:19	1
<b>Acetone</b>	<b>6.1</b>		5.0	5.0	ug/L			02/27/19 17:19	1
<b>Benzene</b>	<b>21</b>		1.0	0.43	ug/L			02/27/19 17:19	1
Bromodichloromethane	0.34	U	1.0	0.34	ug/L			02/27/19 17:19	1
Bromoform	0.54	U	1.0	0.54	ug/L			02/27/19 17:19	1
Bromomethane	1.0	U	1.0	1.0	ug/L			02/27/19 17:19	1
<b>Carbon disulfide</b>	<b>2.7</b>		1.0	0.16	ug/L			02/27/19 17:19	1
Carbon tetrachloride	0.21	U	1.0	0.21	ug/L			02/27/19 17:19	1
Chlorobenzene	0.38	U	1.0	0.38	ug/L			02/27/19 17:19	1
Chloroethane	0.32	U	1.0	0.32	ug/L			02/27/19 17:19	1
Chloroform	0.33	U	1.0	0.33	ug/L			02/27/19 17:19	1
Chloromethane	0.14	U	1.0	0.14	ug/L			02/27/19 17:19	1
<b>cis-1,2-Dichloroethene</b>	<b>9.0</b>		1.0	0.22	ug/L			02/27/19 17:19	1
cis-1,3-Dichloropropene	0.46	U	1.0	0.46	ug/L			02/27/19 17:19	1
Cyclohexane	0.32	U	1.0	0.32	ug/L			02/27/19 17:19	1
Dibromochloromethane	0.28	U	1.0	0.28	ug/L			02/27/19 17:19	1
Dichlorodifluoromethane	0.12	U	1.0	0.12	ug/L			02/27/19 17:19	1
Ethylbenzene	0.30	U	1.0	0.30	ug/L			02/27/19 17:19	1
Freon TF	0.31	U	1.0	0.31	ug/L			02/27/19 17:19	1
Isopropylbenzene	0.34	U	1.0	0.34	ug/L			02/27/19 17:19	1
Methyl acetate	0.31	U	5.0	0.31	ug/L			02/27/19 17:19	1
Methylene Chloride	0.32	U	1.0	0.32	ug/L			02/27/19 17:19	1
MTBE	0.47	U	1.0	0.47	ug/L			02/27/19 17:19	1
Naphthalene	0.41	U	1.0	0.41	ug/L			02/27/19 17:19	1
Styrene	0.42	U	1.0	0.42	ug/L			02/27/19 17:19	1
<b>Tetrachloroethene</b>	<b>0.41</b>	<b>J</b>	1.0	0.25	ug/L			02/27/19 17:19	1
Toluene	0.38	U	1.0	0.38	ug/L			02/27/19 17:19	1
trans-1,2-Dichloroethene	0.24	U	1.0	0.24	ug/L			02/27/19 17:19	1
trans-1,3-Dichloropropene	0.49	U	1.0	0.49	ug/L			02/27/19 17:19	1
<b>Trichloroethene</b>	<b>49</b>		1.0	0.31	ug/L			02/27/19 17:19	1
Trichlorofluoromethane	0.14	U	1.0	0.14	ug/L			02/27/19 17:19	1
<b>Vinyl chloride</b>	<b>1.0</b>		1.0	0.17	ug/L			02/27/19 17:19	1

TestAmerica Edison

# Client Sample Results

Client: RT Environmental Services, Inc.  
Project/Site: Collins Street

TestAmerica Job ID: 460-175965-1

**Client Sample ID: MW 19D**

**Date Collected: 02/22/19 12:57**

**Date Received: 02/22/19 16:55**

**Lab Sample ID: 460-175965-5**

**Matrix: Water**

**Method: 8260C - Volatile Organic Compounds by GC/MS (Continued)**

Analyte	Result	Qualifier	RL	MDL	Unit	D	Prepared	Analyzed	Dil Fac
Xylenes, Total	0.30	U	2.0	0.30	ug/L			02/27/19 17:19	1
Surrogate	%Recovery	Qualifier	Limits				Prepared	Analyzed	Dil Fac
1,2-Dichloroethane-d4 (Surr)	103		74 - 132					02/27/19 17:19	1
Bromofluorobenzene	97		77 - 124					02/27/19 17:19	1
Dibromofluoromethane (Surr)	108		72 - 131					02/27/19 17:19	1
Toluene-d8 (Surr)	104		80 - 120					02/27/19 17:19	1

**Client Sample ID: MW 17S**

**Date Collected: 02/22/19 14:50**

**Date Received: 02/22/19 16:55**

**Lab Sample ID: 460-175965-6**

**Matrix: Water**

**Method: 8260C - Volatile Organic Compounds by GC/MS**

Analyte	Result	Qualifier	RL	MDL	Unit	D	Prepared	Analyzed	Dil Fac
1,1,1-Trichloroethane	0.24	U	1.0	0.24	ug/L			03/01/19 03:38	1
1,1,1,2-Tetrachloroethane	0.37	U	1.0	0.37	ug/L			03/01/19 03:38	1
1,1,2-Trichloroethane	0.43	U	1.0	0.43	ug/L			03/01/19 03:38	1
1,1-Dichloroethane	0.26	U	1.0	0.26	ug/L			03/01/19 03:38	1
1,1-Dichloroethene	0.12	U	1.0	0.12	ug/L			03/01/19 03:38	1
1,2,4-Trichlorobenzene	0.37	U	1.0	0.37	ug/L			03/01/19 03:38	1
1,2,4-Trimethylbenzene	0.37	U	1.0	0.37	ug/L			03/01/19 03:38	1
1,2-Dibromo-3-Chloropropane	0.38	U	1.0	0.38	ug/L			03/01/19 03:38	1
1,2-Dibromoethane	0.50	U	1.0	0.50	ug/L			03/01/19 03:38	1
1,2-Dichlorobenzene	0.43	U	1.0	0.43	ug/L			03/01/19 03:38	1
1,2-Dichloroethane	0.43	U	1.0	0.43	ug/L			03/01/19 03:38	1
1,2-Dichloropropane	0.35	U	1.0	0.35	ug/L			03/01/19 03:38	1
1,3,5-Trimethylbenzene	0.33	U	1.0	0.33	ug/L			03/01/19 03:38	1
1,3-Dichlorobenzene	0.34	U	1.0	0.34	ug/L			03/01/19 03:38	1
1,4-Dichlorobenzene	0.76	U	1.0	0.76	ug/L			03/01/19 03:38	1
2-Butanone	1.9	U	5.0	1.9	ug/L			03/01/19 03:38	1
2-Hexanone	2.9	U	5.0	2.9	ug/L			03/01/19 03:38	1
4-Methyl-2-pentanone	2.7	U	5.0	2.7	ug/L			03/01/19 03:38	1
Acetone	5.0	U	5.0	5.0	ug/L			03/01/19 03:38	1
Benzene	0.43	U	1.0	0.43	ug/L			03/01/19 03:38	1
Bromodichloromethane	0.34	U	1.0	0.34	ug/L			03/01/19 03:38	1
Bromoform	0.54	U	1.0	0.54	ug/L			03/01/19 03:38	1
Bromomethane	1.0	U	1.0	1.0	ug/L			03/01/19 03:38	1
Carbon disulfide	0.16	U	1.0	0.16	ug/L			03/01/19 03:38	1
Carbon tetrachloride	0.21	U	1.0	0.21	ug/L			03/01/19 03:38	1
Chlorobenzene	0.38	U	1.0	0.38	ug/L			03/01/19 03:38	1
Chloroethane	0.32	U	1.0	0.32	ug/L			03/01/19 03:38	1
Chloroform	0.33	U	1.0	0.33	ug/L			03/01/19 03:38	1
Chloromethane	0.14	U	1.0	0.14	ug/L			03/01/19 03:38	1
cis-1,2-Dichloroethene	0.22	U	1.0	0.22	ug/L			03/01/19 03:38	1
cis-1,3-Dichloropropene	0.46	U	1.0	0.46	ug/L			03/01/19 03:38	1
Cyclohexane	0.32	U	1.0	0.32	ug/L			03/01/19 03:38	1
Dibromochloromethane	0.28	U	1.0	0.28	ug/L			03/01/19 03:38	1
Dichlorodifluoromethane	0.12	U	1.0	0.12	ug/L			03/01/19 03:38	1
Ethylbenzene	0.30	U	1.0	0.30	ug/L			03/01/19 03:38	1
Freon TF	0.31	U	1.0	0.31	ug/L			03/01/19 03:38	1

TestAmerica Edison

# Client Sample Results

Client: RT Environmental Services, Inc.  
Project/Site: Collins Street

TestAmerica Job ID: 460-175965-1

**Client Sample ID: MW 17S**

**Date Collected: 02/22/19 14:50**

**Date Received: 02/22/19 16:55**

**Lab Sample ID: 460-175965-6**

**Matrix: Water**

**Method: 8260C - Volatile Organic Compounds by GC/MS (Continued)**

Analyte	Result	Qualifier	RL	MDL	Unit	D	Prepared	Analyzed	Dil Fac
Isopropylbenzene	0.34	U	1.0	0.34	ug/L			03/01/19 03:38	1
Methyl acetate	0.31	U	5.0	0.31	ug/L			03/01/19 03:38	1
Methylene Chloride	0.32	U	1.0	0.32	ug/L			03/01/19 03:38	1
MTBE	0.47	U	1.0	0.47	ug/L			03/01/19 03:38	1
Naphthalene	0.41	U	1.0	0.41	ug/L			03/01/19 03:38	1
Styrene	0.42	U	1.0	0.42	ug/L			03/01/19 03:38	1
Tetrachloroethene	0.25	U	1.0	0.25	ug/L			03/01/19 03:38	1
Toluene	0.38	U	1.0	0.38	ug/L			03/01/19 03:38	1
trans-1,2-Dichloroethene	0.24	U	1.0	0.24	ug/L			03/01/19 03:38	1
trans-1,3-Dichloropropene	0.49	U	1.0	0.49	ug/L			03/01/19 03:38	1
<b>Trichloroethene</b>	<b>0.34</b>	<b>J</b>	1.0	0.31	ug/L			03/01/19 03:38	1
Trichlorofluoromethane	0.14	U	1.0	0.14	ug/L			03/01/19 03:38	1
Vinyl chloride	0.17	U	1.0	0.17	ug/L			03/01/19 03:38	1
Xylenes, Total	0.30	U	2.0	0.30	ug/L			03/01/19 03:38	1

Surrogate	%Recovery	Qualifier	Limits	Prepared	Analyzed	Dil Fac
1,2-Dichloroethane-d4 (Surr)	96		74 - 132		03/01/19 03:38	1
Bromofluorobenzene	92		77 - 124		03/01/19 03:38	1
Dibromofluoromethane (Surr)	99		72 - 131		03/01/19 03:38	1
Toluene-d8 (Surr)	102		80 - 120		03/01/19 03:38	1

**Client Sample ID: MW 16S**

**Date Collected: 02/22/19 15:15**

**Date Received: 02/22/19 16:55**

**Lab Sample ID: 460-175965-7**

**Matrix: Water**

**Method: 8260C - Volatile Organic Compounds by GC/MS**

Analyte	Result	Qualifier	RL	MDL	Unit	D	Prepared	Analyzed	Dil Fac
1,1,1-Trichloroethane	0.24	U	1.0	0.24	ug/L			02/27/19 18:12	1
1,1,1,2-Tetrachloroethane	0.37	U	1.0	0.37	ug/L			02/27/19 18:12	1
1,1,2-Trichloroethane	0.43	U	1.0	0.43	ug/L			02/27/19 18:12	1
<b>1,1-Dichloroethane</b>	<b>0.38</b>	<b>J</b>	1.0	0.26	ug/L			02/27/19 18:12	1
1,1-Dichloroethene	0.12	U	1.0	0.12	ug/L			02/27/19 18:12	1
1,2,4-Trichlorobenzene	0.37	U	1.0	0.37	ug/L			02/27/19 18:12	1
1,2,4-Trimethylbenzene	0.37	U	1.0	0.37	ug/L			02/27/19 18:12	1
1,2-Dibromo-3-Chloropropane	0.38	U	1.0	0.38	ug/L			02/27/19 18:12	1
1,2-Dibromoethane	0.50	U	1.0	0.50	ug/L			02/27/19 18:12	1
1,2-Dichlorobenzene	0.43	U	1.0	0.43	ug/L			02/27/19 18:12	1
1,2-Dichloroethane	0.43	U	1.0	0.43	ug/L			02/27/19 18:12	1
1,2-Dichloropropane	0.35	U	1.0	0.35	ug/L			02/27/19 18:12	1
1,3,5-Trimethylbenzene	0.33	U	1.0	0.33	ug/L			02/27/19 18:12	1
1,3-Dichlorobenzene	0.34	U	1.0	0.34	ug/L			02/27/19 18:12	1
1,4-Dichlorobenzene	0.76	U	1.0	0.76	ug/L			02/27/19 18:12	1
2-Butanone	1.9	U	5.0	1.9	ug/L			02/27/19 18:12	1
2-Hexanone	2.9	U	5.0	2.9	ug/L			02/27/19 18:12	1
4-Methyl-2-pentanone	2.7	U	5.0	2.7	ug/L			02/27/19 18:12	1
Acetone	5.0	U	5.0	5.0	ug/L			02/27/19 18:12	1
Benzene	0.43	U	1.0	0.43	ug/L			02/27/19 18:12	1
Bromodichloromethane	0.34	U	1.0	0.34	ug/L			02/27/19 18:12	1
Bromoform	0.54	U	1.0	0.54	ug/L			02/27/19 18:12	1
Bromomethane	1.0	U	1.0	1.0	ug/L			02/27/19 18:12	1

TestAmerica Edison

# Client Sample Results

Client: RT Environmental Services, Inc.  
Project/Site: Collins Street

TestAmerica Job ID: 460-175965-1

**Client Sample ID: MW 16S**

**Date Collected: 02/22/19 15:15**

**Date Received: 02/22/19 16:55**

**Lab Sample ID: 460-175965-7**

**Matrix: Water**

**Method: 8260C - Volatile Organic Compounds by GC/MS (Continued)**

Analyte	Result	Qualifier	RL	MDL	Unit	D	Prepared	Analyzed	Dil Fac
Carbon disulfide	0.16	U	1.0	0.16	ug/L			02/27/19 18:12	1
Carbon tetrachloride	0.21	U	1.0	0.21	ug/L			02/27/19 18:12	1
Chlorobenzene	0.38	U	1.0	0.38	ug/L			02/27/19 18:12	1
Chloroethane	0.32	U	1.0	0.32	ug/L			02/27/19 18:12	1
<b>Chloroform</b>	<b>0.44</b>	<b>J</b>	1.0	0.33	ug/L			02/27/19 18:12	1
Chloromethane	0.14	U	1.0	0.14	ug/L			02/27/19 18:12	1
<b>cis-1,2-Dichloroethene</b>	<b>0.38</b>	<b>J</b>	1.0	0.22	ug/L			02/27/19 18:12	1
cis-1,3-Dichloropropene	0.46	U	1.0	0.46	ug/L			02/27/19 18:12	1
Cyclohexane	0.32	U	1.0	0.32	ug/L			02/27/19 18:12	1
Dibromochloromethane	0.28	U	1.0	0.28	ug/L			02/27/19 18:12	1
Dichlorodifluoromethane	0.12	U	1.0	0.12	ug/L			02/27/19 18:12	1
Ethylbenzene	0.30	U	1.0	0.30	ug/L			02/27/19 18:12	1
Freon TF	0.31	U	1.0	0.31	ug/L			02/27/19 18:12	1
Isopropylbenzene	0.34	U	1.0	0.34	ug/L			02/27/19 18:12	1
Methyl acetate	0.31	U	5.0	0.31	ug/L			02/27/19 18:12	1
Methylene Chloride	0.32	U	1.0	0.32	ug/L			02/27/19 18:12	1
MTBE	0.47	U	1.0	0.47	ug/L			02/27/19 18:12	1
Naphthalene	0.41	U	1.0	0.41	ug/L			02/27/19 18:12	1
Styrene	0.42	U	1.0	0.42	ug/L			02/27/19 18:12	1
<b>Tetrachloroethene</b>	<b>1.4</b>		1.0	0.25	ug/L			02/27/19 18:12	1
Toluene	0.38	U	1.0	0.38	ug/L			02/27/19 18:12	1
trans-1,2-Dichloroethene	0.24	U	1.0	0.24	ug/L			02/27/19 18:12	1
trans-1,3-Dichloropropene	0.49	U	1.0	0.49	ug/L			02/27/19 18:12	1
<b>Trichloroethene</b>	<b>1.8</b>		1.0	0.31	ug/L			02/27/19 18:12	1
Trichlorofluoromethane	0.14	U	1.0	0.14	ug/L			02/27/19 18:12	1
Vinyl chloride	0.17	U	1.0	0.17	ug/L			02/27/19 18:12	1
Xylenes, Total	0.30	U	2.0	0.30	ug/L			02/27/19 18:12	1

Surrogate	%Recovery	Qualifier	Limits	Prepared	Analyzed	Dil Fac
1,2-Dichloroethane-d4 (Surr)	105		74 - 132		02/27/19 18:12	1
Bromofluorobenzene	95		77 - 124		02/27/19 18:12	1
Dibromofluoromethane (Surr)	110		72 - 131		02/27/19 18:12	1
Toluene-d8 (Surr)	102		80 - 120		02/27/19 18:12	1

**Client Sample ID: MW 16D**

**Date Collected: 02/22/19 15:40**

**Date Received: 02/22/19 16:55**

**Lab Sample ID: 460-175965-8**

**Matrix: Water**

**Method: 8260C - Volatile Organic Compounds by GC/MS**

Analyte	Result	Qualifier	RL	MDL	Unit	D	Prepared	Analyzed	Dil Fac
1,1,1-Trichloroethane	0.24	U	1.0	0.24	ug/L			02/28/19 00:48	1
1,1,1,2-Tetrachloroethane	0.37	U	1.0	0.37	ug/L			02/28/19 00:48	1
1,1,2-Trichloroethane	0.43	U	1.0	0.43	ug/L			02/28/19 00:48	1
1,1-Dichloroethane	0.26	U	1.0	0.26	ug/L			02/28/19 00:48	1
1,1-Dichloroethene	0.12	U	1.0	0.12	ug/L			02/28/19 00:48	1
1,2,4-Trichlorobenzene	0.37	U	1.0	0.37	ug/L			02/28/19 00:48	1
1,2,4-Trimethylbenzene	0.37	U	1.0	0.37	ug/L			02/28/19 00:48	1
1,2-Dibromo-3-Chloropropane	0.38	U	1.0	0.38	ug/L			02/28/19 00:48	1
1,2-Dibromoethane	0.50	U	1.0	0.50	ug/L			02/28/19 00:48	1
1,2-Dichlorobenzene	0.43	U	1.0	0.43	ug/L			02/28/19 00:48	1

TestAmerica Edison

# Client Sample Results

Client: RT Environmental Services, Inc.  
Project/Site: Collins Street

TestAmerica Job ID: 460-175965-1

**Client Sample ID: MW 16D**

**Lab Sample ID: 460-175965-8**

**Date Collected: 02/22/19 15:40**

**Matrix: Water**

**Date Received: 02/22/19 16:55**

**Method: 8260C - Volatile Organic Compounds by GC/MS (Continued)**

Analyte	Result	Qualifier	RL	MDL	Unit	D	Prepared	Analyzed	Dil Fac
1,2-Dichloroethane	0.43	U	1.0	0.43	ug/L			02/28/19 00:48	1
1,2-Dichloropropane	0.35	U	1.0	0.35	ug/L			02/28/19 00:48	1
1,3,5-Trimethylbenzene	0.33	U	1.0	0.33	ug/L			02/28/19 00:48	1
1,3-Dichlorobenzene	0.34	U	1.0	0.34	ug/L			02/28/19 00:48	1
1,4-Dichlorobenzene	0.76	U	1.0	0.76	ug/L			02/28/19 00:48	1
2-Butanone	1.9	U	5.0	1.9	ug/L			02/28/19 00:48	1
2-Hexanone	2.9	U	5.0	2.9	ug/L			02/28/19 00:48	1
4-Methyl-2-pentanone	2.7	U	5.0	2.7	ug/L			02/28/19 00:48	1
Acetone	5.0	U	5.0	5.0	ug/L			02/28/19 00:48	1
Benzene	0.43	U	1.0	0.43	ug/L			02/28/19 00:48	1
Bromodichloromethane	0.34	U	1.0	0.34	ug/L			02/28/19 00:48	1
Bromoform	0.54	U	1.0	0.54	ug/L			02/28/19 00:48	1
Bromomethane	1.0	U	1.0	1.0	ug/L			02/28/19 00:48	1
Carbon disulfide	0.16	U	1.0	0.16	ug/L			02/28/19 00:48	1
Carbon tetrachloride	0.21	U	1.0	0.21	ug/L			02/28/19 00:48	1
Chlorobenzene	0.38	U	1.0	0.38	ug/L			02/28/19 00:48	1
Chloroethane	0.32	U	1.0	0.32	ug/L			02/28/19 00:48	1
Chloroform	0.33	U	1.0	0.33	ug/L			02/28/19 00:48	1
Chloromethane	0.14	U	1.0	0.14	ug/L			02/28/19 00:48	1
cis-1,2-Dichloroethene	0.22	U	1.0	0.22	ug/L			02/28/19 00:48	1
cis-1,3-Dichloropropene	0.46	U	1.0	0.46	ug/L			02/28/19 00:48	1
Cyclohexane	0.32	U	1.0	0.32	ug/L			02/28/19 00:48	1
Dibromochloromethane	0.28	U	1.0	0.28	ug/L			02/28/19 00:48	1
Dichlorodifluoromethane	0.12	U	1.0	0.12	ug/L			02/28/19 00:48	1
Ethylbenzene	0.30	U	1.0	0.30	ug/L			02/28/19 00:48	1
Freon TF	0.31	U	1.0	0.31	ug/L			02/28/19 00:48	1
Isopropylbenzene	0.34	U	1.0	0.34	ug/L			02/28/19 00:48	1
Methyl acetate	0.31	U	5.0	0.31	ug/L			02/28/19 00:48	1
<b>Methylene Chloride</b>	<b>0.70</b>	<b>J</b>	1.0	0.32	ug/L			02/28/19 00:48	1
MTBE	0.47	U	1.0	0.47	ug/L			02/28/19 00:48	1
Naphthalene	0.41	U	1.0	0.41	ug/L			02/28/19 00:48	1
Styrene	0.42	U	1.0	0.42	ug/L			02/28/19 00:48	1
Tetrachloroethene	0.25	U	1.0	0.25	ug/L			02/28/19 00:48	1
Toluene	0.38	U	1.0	0.38	ug/L			02/28/19 00:48	1
trans-1,2-Dichloroethene	0.24	U	1.0	0.24	ug/L			02/28/19 00:48	1
trans-1,3-Dichloropropene	0.49	U	1.0	0.49	ug/L			02/28/19 00:48	1
Trichloroethene	0.31	U	1.0	0.31	ug/L			02/28/19 00:48	1
Trichlorofluoromethane	0.14	U	1.0	0.14	ug/L			02/28/19 00:48	1
Vinyl chloride	0.17	U	1.0	0.17	ug/L			02/28/19 00:48	1
Xylenes, Total	0.30	U	2.0	0.30	ug/L			02/28/19 00:48	1

Surrogate	%Recovery	Qualifier	Limits	Prepared	Analyzed	Dil Fac
1,2-Dichloroethane-d4 (Surr)	106		74 - 132		02/28/19 00:48	1
Bromofluorobenzene	95		77 - 124		02/28/19 00:48	1
Dibromofluoromethane (Surr)	110		72 - 131		02/28/19 00:48	1
Toluene-d8 (Surr)	104		80 - 120		02/28/19 00:48	1

TestAmerica Edison



# Lab Chronicle

Client: RT Environmental Services, Inc.  
Project/Site: Collins Street

TestAmerica Job ID: 460-175965-1

**Client Sample ID: MW 1**  
**Date Collected: 02/22/19 08:00**  
**Date Received: 02/22/19 16:55**

**Lab Sample ID: 460-175965-1**  
**Matrix: Water**

Prep Type	Batch Type	Batch Method	Run	Dilution Factor	Batch Number	Prepared or Analyzed	Analyst	Lab
Total/NA	Analysis	8260C		1	592443	03/01/19 02:17	GXY	TAL EDI

**Client Sample ID: MW 18S**  
**Date Collected: 02/22/19 09:40**  
**Date Received: 02/22/19 16:55**

**Lab Sample ID: 460-175965-2**  
**Matrix: Water**

Prep Type	Batch Type	Batch Method	Run	Dilution Factor	Batch Number	Prepared or Analyzed	Analyst	Lab
Total/NA	Analysis	8260C		1	592443	03/01/19 02:44	GXY	TAL EDI

**Client Sample ID: MW 18D**  
**Date Collected: 02/22/19 10:31**  
**Date Received: 02/22/19 16:55**

**Lab Sample ID: 460-175965-3**  
**Matrix: Water**

Prep Type	Batch Type	Batch Method	Run	Dilution Factor	Batch Number	Prepared or Analyzed	Analyst	Lab
Total/NA	Analysis	8260C		1	592443	03/01/19 03:11	GXY	TAL EDI

**Client Sample ID: MW 19S**  
**Date Collected: 02/22/19 11:55**  
**Date Received: 02/22/19 16:55**

**Lab Sample ID: 460-175965-4**  
**Matrix: Water**

Prep Type	Batch Type	Batch Method	Run	Dilution Factor	Batch Number	Prepared or Analyzed	Analyst	Lab
Total/NA	Analysis	8260C		1	591998	02/27/19 16:52	CJM	TAL EDI

**Client Sample ID: MW 19D**  
**Date Collected: 02/22/19 12:57**  
**Date Received: 02/22/19 16:55**

**Lab Sample ID: 460-175965-5**  
**Matrix: Water**

Prep Type	Batch Type	Batch Method	Run	Dilution Factor	Batch Number	Prepared or Analyzed	Analyst	Lab
Total/NA	Analysis	8260C		1	591998	02/27/19 17:19	CJM	TAL EDI

**Client Sample ID: MW 17S**  
**Date Collected: 02/22/19 14:50**  
**Date Received: 02/22/19 16:55**

**Lab Sample ID: 460-175965-6**  
**Matrix: Water**

Prep Type	Batch Type	Batch Method	Run	Dilution Factor	Batch Number	Prepared or Analyzed	Analyst	Lab
Total/NA	Analysis	8260C		1	592443	03/01/19 03:38	GXY	TAL EDI

TestAmerica Edison

# Lab Chronicle

Client: RT Environmental Services, Inc.  
Project/Site: Collins Street

TestAmerica Job ID: 460-175965-1

**Client Sample ID: MW 16S**

**Date Collected: 02/22/19 15:15**

**Date Received: 02/22/19 16:55**

**Lab Sample ID: 460-175965-7**

**Matrix: Water**

Prep Type	Batch Type	Batch Method	Run	Dilution Factor	Batch Number	Prepared or Analyzed	Analyst	Lab
Total/NA	Analysis	8260C		1	591998	02/27/19 18:12	CJM	TAL EDI

**Client Sample ID: MW 16D**

**Date Collected: 02/22/19 15:40**

**Date Received: 02/22/19 16:55**

**Lab Sample ID: 460-175965-8**

**Matrix: Water**

Prep Type	Batch Type	Batch Method	Run	Dilution Factor	Batch Number	Prepared or Analyzed	Analyst	Lab
Total/NA	Analysis	8260C		1	592192	02/28/19 00:48	GXY	TAL EDI

**Laboratory References:**

TAL EDI = TestAmerica Edison, 777 New Durham Road, Edison, NJ 08817, TEL (732)549-3900

# Accreditation/Certification Summary

Client: RT Environmental Services, Inc.  
Project/Site: Collins Street

TestAmerica Job ID: 460-175965-1

## Laboratory: TestAmerica Edison

All accreditations/certifications held by this laboratory are listed. Not all accreditations/certifications are applicable to this report.

Authority	Program	EPA Region	Identification Number	Expiration Date
Connecticut	State Program	1	PH-0200	09-30-20
DE Haz. Subst. Cleanup Act (HSCA)	State Program	3	N/A	12-31-19
New Jersey	NELAP	2	12028	06-30-19
New York	NELAP	2	11452	04-01-19
Pennsylvania	NELAP	3	68-00522	02-28-20
Rhode Island	State Program	1	LAO00132	12-30-19
USDA	Federal		NJCA-003-08	05-03-21

# Method Summary

Client: RT Environmental Services, Inc.  
Project/Site: Collins Street

TestAmerica Job ID: 460-175965-1

Method	Method Description	Protocol	Laboratory
8260C	Volatile Organic Compounds by GC/MS	SW846	TAL EDI
5030C	Purge and Trap	SW846	TAL EDI

**Protocol References:**

SW846 = "Test Methods For Evaluating Solid Waste, Physical/Chemical Methods", Third Edition, November 1986 And Its Updates.

**Laboratory References:**

TAL EDI = TestAmerica Edison, 777 New Durham Road, Edison, NJ 08817, TEL (732)549-3900



# Sample Summary

Client: RT Environmental Services, Inc.  
Project/Site: Collins Street

TestAmerica Job ID: 460-175965-1

Lab Sample ID	Client Sample ID	Matrix	Collected	Received
460-175965-1	MW 1	Water	02/22/19 08:00	02/22/19 16:55
460-175965-2	MW 18S	Water	02/22/19 09:40	02/22/19 16:55
460-175965-3	MW 18D	Water	02/22/19 10:31	02/22/19 16:55
460-175965-4	MW 19S	Water	02/22/19 11:55	02/22/19 16:55
460-175965-5	MW 19D	Water	02/22/19 12:57	02/22/19 16:55
460-175965-6	MW 17S	Water	02/22/19 14:50	02/22/19 16:55
460-175965-7	MW 16S	Water	02/22/19 15:15	02/22/19 16:55
460-175965-8	MW 16D	Water	02/22/19 15:40	02/22/19 16:55



# TestAmerica

THE LEADER IN ENVIRONMENTAL TESTING

## CHAIN OF CUSTODY / ANALYSIS REQUEST

4.5  
R0P1  
Page 1 of 1

777 New Durham Road  
Edison, New Jersey 08817  
Phone: (732) 549-3900 Fax: (732) 549-3679

Name (for report and invoice) <b>A. Schneider's V. Long T. Winkski</b>		Samples Name (Printed) <b>Aaron Schneider</b>		Site/Project Identification <b>Collins St</b>	
Company <b>RT ENV</b>		P.O.# <b>2043-020-02</b>		State (Location of site): NJ: <input type="checkbox"/> NY: <input type="checkbox"/> Other: <b>PA</b>	
Address		Analysis Turnaround Time Standard <input checked="" type="checkbox"/> Rush Charges Authorized For: 2 Week <input type="checkbox"/> 1 Week <input type="checkbox"/> Other <input type="checkbox"/>		Regulatory Program:	
City <b>KOP</b>		Matrix		LAB USE ONLY Project No:	
Phone		No. of Cont.		Job No: <b>175965</b>	
Fax		Soil: <b>PA SWL #2</b>		Sample Numbers	
Sample Identification		Water: <b>1</b>			
<b>MW 1</b>	<b>2/22/19 8:00</b>	<b>6W</b>	<b>3</b>	<b>X</b>	<b>X</b>
<b>MW 18 S</b>	<b>9:40</b>	<b>1</b>	<b>3</b>	<b>X</b>	<b>X</b>
<b>MW 18 D</b>	<b>10:31</b>	<b>1</b>	<b>3</b>	<b>X</b>	<b>X</b>
<b>MW 19 S</b>	<b>11:55</b>	<b>1</b>	<b>3</b>	<b>X</b>	<b>X</b>
<b>MW 19 D</b>	<b>12:57</b>	<b>1</b>	<b>3</b>	<b>X</b>	<b>X</b>
<b>MW 17 S</b>	<b>14:50</b>	<b>1</b>	<b>3</b>	<b>X</b>	<b>X</b>
<b>MW 16 S</b>	<b>15:15</b>	<b>1</b>	<b>3</b>	<b>X</b>	<b>X</b>
<b>MW 16 D</b>	<b>15:44</b>	<b>1</b>	<b>3</b>	<b>X</b>	<b>X</b>



### Special Instructions

Water Metals Filtered (Yes/No)?

Relinquished by <b>A. Schneider</b>	Company <b>RT ENV</b>	Date / Time <b>2/22/19 4:55</b>	Received by <b>Quinn Kelly</b>	Company <b>PA DEP</b>
Relinquished by <b>[Signature]</b>	Company <b>RT ENV</b>	Date / Time <b>2/22/19 12:02</b>	Received by <b>[Signature]</b>	Company <b>PA DEP</b>
Relinquished by <b>[Signature]</b>	Company <b>RT ENV</b>	Date / Time <b>2/25/19 1:15</b>	Received by <b>[Signature]</b>	Company <b>PA DEP</b>
Relinquished by <b>[Signature]</b>	Company <b>RT ENV</b>	Date / Time <b>[Blank]</b>	Received by <b>[Blank]</b>	Company <b>PA DEP</b>

Laboratory Certifications: New Jersey (12028), New York (11452), Pennsylvania (68-522), Connecticut (PH-0200), Rhode Island (132).  
Massachusetts (M-NU312), North Carolina (No. 578) TAL-0016 (07/5)

TestAmerica Edison  
Receipt Temperature and pH Log

Job Number: 175965

Number of Coolers: 1

IR Gun #

Cooler Temperatures

Cooler #	RAW °C	CORRECTED °C	Cooler #	RAW °C	CORRECTED °C	Cooler #	RAW °C	CORRECTED °C	Cooler #	RAW °C	CORRECTED °C
Cooler #1:	<u>4.5</u>	<u>4.5</u>	Cooler #4:			Cooler #7:			Cooler #9:		
Cooler #2:			Cooler #5:			Cooler #8:					
Cooler #3:			Cooler #6:								

TALS Sample Number	(pH<2)	(pH<2)	(pH<2)	(pH<2)	(pH<2)	(pH 5-9)	(pH<2)	(pH<2)	(pH<2)	(pH>9)	(pH<2)	(pH<2)	(pH<2)	(pH<2)	Total Cyanide	Total Phos	Other	Other

If pH adjustments are required record the information below:

Sample No(s), adjusted: \_\_\_\_\_  
Preservative Name/Conc: \_\_\_\_\_ Volume of Preservative used (ml): \_\_\_\_\_  
Lot # of Preservative(s): \_\_\_\_\_ Expiration Date: \_\_\_\_\_  
*The appropriate Project Manager and Department Manager should be notified about the samples which were pH adjusted.*

*Samples for Metal analysis which are out of compliance must be acidified at least 24 hours prior to analysis.*

Initials: JW

Date: 2/25/19

# Login Sample Receipt Checklist

Client: RT Environmental Services, Inc.

Job Number: 460-175965-1

**Login Number: 175965**

**List Number: 1**

**Creator: Keehn, Jeffrey S**

**List Source: TestAmerica Edison**

Question	Answer	Comment
Radioactivity wasn't checked or is <math>\leq</math> background as measured by a survey meter.	N/A	
The cooler's custody seal, if present, is intact.	N/A	
Sample custody seals, if present, are intact.	N/A	
The cooler or samples do not appear to have been compromised or tampered with.	True	
Samples were received on ice.	True	4.5c IR#KOP-1
Cooler Temperature is acceptable.	True	
Cooler Temperature is recorded.	True	
COC is present.	True	
COC is filled out in ink and legible.	True	
COC is filled out with all pertinent information.	True	
Is the Field Sampler's name present on COC?	True	
There are no discrepancies between the containers received and the COC.	True	
Samples are received within Holding Time (excluding tests with immediate HTs)	True	
Sample containers have legible labels.	True	
Containers are not broken or leaking.	True	
Sample collection date/times are provided.	True	
Appropriate sample containers are used.	True	
Sample bottles are completely filled.	True	
Sample Preservation Verified.	True	
There is sufficient vol. for all requested analyses, incl. any requested MS/MSDs	True	
Containers requiring zero headspace have no headspace or bubble is <math><6\text{mm}</math> (1/4").	True	
Multiphasic samples are not present.	True	
Samples do not require splitting or compositing.	True	
Residual Chlorine Checked.	N/A	



**ANALYTICAL REPORTS (SOIL)**

# TestAmerica

THE LEADER IN ENVIRONMENTAL TESTING

## ANALYTICAL REPORT

TestAmerica Laboratories, Inc.  
TestAmerica Edison  
777 New Durham Road  
Edison, NJ 08817  
Tel: (732)549-3900

TestAmerica Job ID: 460-166026-1  
Client Project/Site: Collins St Act 2

For:  
RT Environmental Services, Inc.  
215 West Church Road  
Suite 300  
King of Prussia, Pennsylvania 19406

Attn: John Lydzinski



---

Authorized for release by:  
10/10/2018 2:44:23 PM

Jill Miller, Project Manager II  
(484)685-0871  
[jill.miller@testamericainc.com](mailto:jill.miller@testamericainc.com)

### LINKS

Review your project  
results through  
**TotalAccess**

Have a Question?



Visit us at:  
[www.testamericainc.com](http://www.testamericainc.com)

*The test results in this report meet all 2003 NELAC and 2009 TNI requirements for accredited parameters, exceptions are noted in this report. This report may not be reproduced except in full, and with written approval from the laboratory. For questions please contact the Project Manager at the e-mail address or telephone number listed on this page.*

*This report has been electronically signed and authorized by the signatory. Electronic signature is intended to be the legally binding equivalent of a traditionally handwritten signature.*

*Results relate only to the items tested and the sample(s) as received by the laboratory.*

1

2

3

4

5

6

7

8

9

10

11



# Table of Contents

Cover Page . . . . .	1
Table of Contents . . . . .	2
Definitions/Glossary . . . . .	3
Case Narrative . . . . .	4
Client Sample Results . . . . .	6
Lab Chronicle . . . . .	37
Certification Summary . . . . .	45
Method Summary . . . . .	46
Sample Summary . . . . .	47
Chain of Custody . . . . .	48
Receipt Checklists . . . . .	51

# Definitions/Glossary

Client: RT Environmental Services, Inc.  
Project/Site: Collins St Act 2

TestAmerica Job ID: 460-166026-1

## Qualifiers

### GC/MS VOA

Qualifier	Qualifier Description
U	Indicates the analyte was analyzed for but not detected.
J	Result is less than the RL but greater than or equal to the MDL and the concentration is an approximate value.
*	LCS or LCSD is outside acceptance limits.

### GC/MS Semi VOA

Qualifier	Qualifier Description
J	Result is less than the RL but greater than or equal to the MDL and the concentration is an approximate value.
U	Indicates the analyte was analyzed for but not detected.
X	Surrogate is outside control limits

## Glossary

Abbreviation	These commonly used abbreviations may or may not be present in this report.
α	Listed under the "D" column to designate that the result is reported on a dry weight basis
%R	Percent Recovery
CFL	Contains Free Liquid
CNF	Contains No Free Liquid
DER	Duplicate Error Ratio (normalized absolute difference)
Dil Fac	Dilution Factor
DL	Detection Limit (DoD/DOE)
DL, RA, RE, IN	Indicates a Dilution, Re-analysis, Re-extraction, or additional Initial metals/anion analysis of the sample
DLC	Decision Level Concentration (Radiochemistry)
EDL	Estimated Detection Limit (Dioxin)
LOD	Limit of Detection (DoD/DOE)
LOQ	Limit of Quantitation (DoD/DOE)
MDA	Minimum Detectable Activity (Radiochemistry)
MDC	Minimum Detectable Concentration (Radiochemistry)
MDL	Method Detection Limit
ML	Minimum Level (Dioxin)
NC	Not Calculated
ND	Not Detected at the reporting limit (or MDL or EDL if shown)
PQL	Practical Quantitation Limit
QC	Quality Control
RER	Relative Error Ratio (Radiochemistry)
RL	Reporting Limit or Requested Limit (Radiochemistry)
RPD	Relative Percent Difference, a measure of the relative difference between two points
TEF	Toxicity Equivalent Factor (Dioxin)
TEQ	Toxicity Equivalent Quotient (Dioxin)

# Case Narrative

Client: RT Environmental Services, Inc.  
Project/Site: Collins St Act 2

TestAmerica Job ID: 460-166026-1

**Job ID: 460-166026-1**

**Laboratory: TestAmerica Edison**

## Narrative

### Job Narrative 460-166026-1

#### Comments

No additional comments.

#### Receipt

The samples were received on 10/3/2018 3:34 PM; the samples arrived in good condition, properly preserved and, where required, on ice. The temperature of the cooler at receipt was 1.2° C.

#### GC/MS VOA

Method(s) 8260C: The continuing calibration verification (CCV) analyzed in batch 460-557796 was outside the method criteria for the following analyte: Dichlorodifluoromethane. A CCV standard at or below the reporting limit (RL) was analyzed with the affected samples and found to be acceptable. As indicated in the reference method, sample analysis may proceed; however, any detection for the affected analyte is considered estimated.

Method(s) 8260C: The continuing calibration verification (CCV) associated with batch 460-557927 recovered above the upper control limit for Vinyl chloride. The samples associated with this CCV were non-detects for the affected analyte; therefore, the data have been reported.

Method(s) 8260C: The continuing calibration verification (CCV) analyzed in batch 460-558270 was outside the method criteria for the following analyte: Dichlorodifluoromethane. A CCV standard at or below the reporting limit (RL) was analyzed with the affected samples and found to be acceptable. As indicated in the reference method, sample analysis may proceed; however, any detection for the affected analyte is considered estimated.

Method(s) 8260C: The continuing calibration verification (CCV) associated with batch 460-558671 recovered above the upper control limit for 1,2,4-Trimethylbenzene and 1,3,5-Trimethylbenzene. The following samples are impacted: SB-312-18 (460-166026-5) and (CCVIS 460-558671/2).

Method(s) 8260C: The laboratory control sample (LCS) and laboratory control sample duplicate (LCSD) for analytical batch 460-558671 recovered outside control limits for the following analytes: 1,2,4-Trimethylbenzene, 1,3,5-Trimethylbenzene and Naphthalene. These analytes were biased high in the LCS/LCSD; the data have been flagged and reported.

Method(s) 8260C: The following sample was diluted to bring the concentration of target analytes within the calibration range: SB-312-18 (460-166026-5). Elevated reporting limits (RLs) are provided.

Method(s) 8260C: The continuing calibration verification (CCV) analyzed in batch 460-558891 was outside the method criteria for the following analytes: Trichlorofluoromethane, 1,1,1-Trichloroethane, Carbon tetrachloride, 1,2-Dichloroethane, 1,1,2-Trichloro-1,2,2-trifluoroethane and Dichlorodifluoromethane. A CCV standard at or below the reporting limit (RL) was analyzed with the affected samples and found to be acceptable. As indicated in the reference method, sample analysis may proceed; however, any detection for the affected analytes is considered estimated.

Method(s) 8260C: The laboratory control sample (LCS) and / or laboratory control sample duplicate (LCSD) for analytical batch 460-558891 recovered outside control limits for the following analytes: Trichlorofluoromethane, 1,2-Dichloroethane, Naphthalene and Carbon tetrachloride. The data has been flagged and reported.

Method(s) 8260C: The following sample was diluted due to the abundance of non-target analytes: SB-318-18 (460-166026-17). Elevated reporting limits (RLs) are provided.

No additional analytical or quality issues were noted, other than those described above or in the Definitions/Glossary page.

#### GC/MS Semi VOA

Method(s) 8270D: Surrogate recovery for the following sample was outside the upper control limit: SB-312-19.5 (460-166026-6). This sample did not contain any target analytes; therefore, re-extraction and/or re-analysis was not performed.

Method(s) 8270D: 3 surrogates are used for this analysis. The laboratory's SOP allows one of these surrogates to be outside acceptance

# Case Narrative

Client: RT Environmental Services, Inc.  
Project/Site: Collins St Act 2

TestAmerica Job ID: 460-166026-1

---

## Job ID: 460-166026-1 (Continued)

---

### Laboratory: TestAmerica Edison (Continued)

criteria without performing re-extraction/re-analysis. The following sample contained an allowable number of surrogate compounds outside limits: SB-312-18 (460-166026-5). These results have been reported and qualified.

Method(s) 8270D: The following sample was diluted due to the abundance of target analytes: SB-312-18 (460-166026-5). Elevated reporting limits (RLs) are provided.

Method(s) 8270D: Surrogate recovery for the following sample was outside the upper control limit: SB-316-12.5 (460-166026-13). This sample did not contain any target analytes; therefore, re-extraction and/or re-analysis was not performed.

Method(s) 8270D: The following samples were diluted due to the nature of the sample matrix: SB-312-18 (460-166026-5) and SB-318-18 (460-166026-17). Elevated reporting limits (RLs) are provided.

No additional analytical or quality issues were noted, other than those described above or in the Definitions/Glossary page.

### Organic Prep

No analytical or quality issues were noted, other than those described in the Definitions/Glossary page.

### VOA Prep

No analytical or quality issues were noted, other than those described in the Definitions/Glossary page.

# Client Sample Results

Client: RT Environmental Services, Inc.  
Project/Site: Collins St Act 2

TestAmerica Job ID: 460-166026-1

**Client Sample ID: SB-310-2**

**Lab Sample ID: 460-166026-1**

**Date Collected: 10/03/18 08:35**

**Matrix: Solid**

**Date Received: 10/03/18 15:34**

**Percent Solids: 85.8**

**Method: 8260C - Volatile Organic Compounds by GC/MS**

Analyte	Result	Qualifier	RL	MDL	Unit	D	Prepared	Analyzed	Dil Fac
Chloromethane	0.00037	U	0.00086	0.00037	mg/Kg	☼	10/05/18 00:10	10/06/18 01:06	1
Bromomethane	0.00041	U	0.00086	0.00041	mg/Kg	☼	10/05/18 00:10	10/06/18 01:06	1
Vinyl chloride	0.00047	U	0.00086	0.00047	mg/Kg	☼	10/05/18 00:10	10/06/18 01:06	1
Chloroethane	0.00045	U	0.00086	0.00045	mg/Kg	☼	10/05/18 00:10	10/06/18 01:06	1
<b>Methylene Chloride</b>	<b>0.0044</b>		0.00086	0.00014	mg/Kg	☼	10/05/18 00:10	10/06/18 01:06	1
Acetone	0.0032	U	0.0043	0.0032	mg/Kg	☼	10/05/18 00:10	10/06/18 01:06	1
Carbon disulfide	0.00023	U	0.00086	0.00023	mg/Kg	☼	10/05/18 00:10	10/06/18 01:06	1
Trichlorofluoromethane	0.00035	U	0.00086	0.00035	mg/Kg	☼	10/05/18 00:10	10/06/18 01:06	1
1,1-Dichloroethene	0.00019	U	0.00086	0.00019	mg/Kg	☼	10/05/18 00:10	10/06/18 01:06	1
<b>1,1-Dichloroethane</b>	<b>0.00047</b>	<b>J</b>	0.00086	0.00018	mg/Kg	☼	10/05/18 00:10	10/06/18 01:06	1
trans-1,2-Dichloroethene	0.00021	U	0.00086	0.00021	mg/Kg	☼	10/05/18 00:10	10/06/18 01:06	1
<b>cis-1,2-Dichloroethene</b>	<b>0.00019</b>	<b>J</b>	0.00086	0.00013	mg/Kg	☼	10/05/18 00:10	10/06/18 01:06	1
<b>Chloroform</b>	<b>0.0054</b>		0.00086	0.00027	mg/Kg	☼	10/05/18 00:10	10/06/18 01:06	1
<b>1,2-Dichloroethane</b>	<b>0.00042</b>	<b>J</b>	0.00086	0.00025	mg/Kg	☼	10/05/18 00:10	10/06/18 01:06	1
2-Butanone	0.00095	U	0.0043	0.00095	mg/Kg	☼	10/05/18 00:10	10/06/18 01:06	1
<b>1,1,1-Trichloroethane</b>	<b>0.0016</b>		0.00086	0.00020	mg/Kg	☼	10/05/18 00:10	10/06/18 01:06	1
<b>Carbon tetrachloride</b>	<b>0.0015</b>		0.00086	0.00016	mg/Kg	☼	10/05/18 00:10	10/06/18 01:06	1
Bromodichloromethane	0.00022	U	0.00086	0.00022	mg/Kg	☼	10/05/18 00:10	10/06/18 01:06	1
1,2-Dichloropropane	0.00036	U	0.00086	0.00036	mg/Kg	☼	10/05/18 00:10	10/06/18 01:06	1
cis-1,3-Dichloropropene	0.00023	U	0.00086	0.00023	mg/Kg	☼	10/05/18 00:10	10/06/18 01:06	1
<b>Trichloroethene</b>	<b>0.0058</b>		0.00086	0.00012	mg/Kg	☼	10/05/18 00:10	10/06/18 01:06	1
Dibromochloromethane	0.00017	U	0.00086	0.00017	mg/Kg	☼	10/05/18 00:10	10/06/18 01:06	1
1,1,2-Trichloroethane	0.00015	U	0.00086	0.00015	mg/Kg	☼	10/05/18 00:10	10/06/18 01:06	1
Benzene	0.00022	U	0.00086	0.00022	mg/Kg	☼	10/05/18 00:10	10/06/18 01:06	1
trans-1,3-Dichloropropene	0.00023	U	0.00086	0.00023	mg/Kg	☼	10/05/18 00:10	10/06/18 01:06	1
Bromoform	0.00036	U	0.00086	0.00036	mg/Kg	☼	10/05/18 00:10	10/06/18 01:06	1
4-Methyl-2-pentanone	0.00057	U	0.0043	0.00057	mg/Kg	☼	10/05/18 00:10	10/06/18 01:06	1
2-Hexanone	0.00067	U	0.0043	0.00067	mg/Kg	☼	10/05/18 00:10	10/06/18 01:06	1
<b>Tetrachloroethene</b>	<b>0.0013</b>		0.00086	0.00012	mg/Kg	☼	10/05/18 00:10	10/06/18 01:06	1
1,1,2,2-Tetrachloroethane	0.00018	U	0.00086	0.00018	mg/Kg	☼	10/05/18 00:10	10/06/18 01:06	1
Toluene	0.00054	U	0.00086	0.00054	mg/Kg	☼	10/05/18 00:10	10/06/18 01:06	1
Chlorobenzene	0.00015	U	0.00086	0.00015	mg/Kg	☼	10/05/18 00:10	10/06/18 01:06	1
Ethylbenzene	0.00017	U	0.00086	0.00017	mg/Kg	☼	10/05/18 00:10	10/06/18 01:06	1
Styrene	0.00011	U	0.00086	0.00011	mg/Kg	☼	10/05/18 00:10	10/06/18 01:06	1
Xylenes, Total	0.00022	U	0.0017	0.00022	mg/Kg	☼	10/05/18 00:10	10/06/18 01:06	1
Freon TF	0.00026	U	0.00086	0.00026	mg/Kg	☼	10/05/18 00:10	10/06/18 01:06	1
MTBE	0.00011	U	0.00086	0.00011	mg/Kg	☼	10/05/18 00:10	10/06/18 01:06	1
Cyclohexane	0.00019	U	0.00086	0.00019	mg/Kg	☼	10/05/18 00:10	10/06/18 01:06	1
1,2-Dibromoethane	0.00015	U	0.00086	0.00015	mg/Kg	☼	10/05/18 00:10	10/06/18 01:06	1
1,3-Dichlorobenzene	0.00014	U	0.00086	0.00014	mg/Kg	☼	10/05/18 00:10	10/06/18 01:06	1
1,4-Dichlorobenzene	0.000086	U	0.00086	0.000086	mg/Kg	☼	10/05/18 00:10	10/06/18 01:06	1
1,2-Dichlorobenzene	0.00012	U	0.00086	0.00012	mg/Kg	☼	10/05/18 00:10	10/06/18 01:06	1
<b>Naphthalene</b>	<b>0.00052</b>	<b>J</b>	0.00086	0.00016	mg/Kg	☼	10/05/18 00:10	10/06/18 01:06	1
Dichlorodifluoromethane	0.00029	U	0.00086	0.00029	mg/Kg	☼	10/05/18 00:10	10/06/18 01:06	1
1,2,4-Trichlorobenzene	0.000079	U	0.00086	0.000079	mg/Kg	☼	10/05/18 00:10	10/06/18 01:06	1
1,2,4-Trimethylbenzene	0.000081	U	0.00086	0.000081	mg/Kg	☼	10/05/18 00:10	10/06/18 01:06	1
1,2-Dibromo-3-Chloropropane	0.00039	U	0.00086	0.00039	mg/Kg	☼	10/05/18 00:10	10/06/18 01:06	1
1,3,5-Trimethylbenzene	0.000099	U	0.00086	0.000099	mg/Kg	☼	10/05/18 00:10	10/06/18 01:06	1
Isopropylbenzene	0.00011	U	0.00086	0.00011	mg/Kg	☼	10/05/18 00:10	10/06/18 01:06	1

TestAmerica Edison

# Client Sample Results

Client: RT Environmental Services, Inc.  
Project/Site: Collins St Act 2

TestAmerica Job ID: 460-166026-1

**Client Sample ID: SB-310-2**

**Lab Sample ID: 460-166026-1**

**Date Collected: 10/03/18 08:35**

**Matrix: Solid**

**Date Received: 10/03/18 15:34**

**Percent Solids: 85.8**

**Method: 8260C - Volatile Organic Compounds by GC/MS (Continued)**

Analyte	Result	Qualifier	RL	MDL	Unit	D	Prepared	Analyzed	Dil Fac
Methyl acetate	0.0037	U	0.0043	0.0037	mg/Kg	☼	10/05/18 00:10	10/06/18 01:06	1
Methylcyclohexane	0.00014	U	0.00086	0.00014	mg/Kg	☼	10/05/18 00:10	10/06/18 01:06	1
Surrogate	%Recovery	Qualifier	Limits				Prepared	Analyzed	Dil Fac
1,2-Dichloroethane-d4 (Surr)	99		78 - 135				10/05/18 00:10	10/06/18 01:06	1
Toluene-d8 (Surr)	96		73 - 121				10/05/18 00:10	10/06/18 01:06	1
Bromofluorobenzene	103		67 - 126				10/05/18 00:10	10/06/18 01:06	1
Dibromofluoromethane (Surr)	109		61 - 149				10/05/18 00:10	10/06/18 01:06	1

**Method: 8270D - Semivolatile Organic Compounds (GC/MS)**

Analyte	Result	Qualifier	RL	MDL	Unit	D	Prepared	Analyzed	Dil Fac
Fluorene	0.0052	U	0.38	0.0052	mg/Kg	☼	10/05/18 09:25	10/06/18 17:32	1
Phenanthrene	0.15	J	0.38	0.0068	mg/Kg	☼	10/05/18 09:25	10/06/18 17:32	1
Anthracene	0.027	J	0.38	0.0043	mg/Kg	☼	10/05/18 09:25	10/06/18 17:32	1
Pyrene	0.27	J	0.38	0.0096	mg/Kg	☼	10/05/18 09:25	10/06/18 17:32	1
Benzo[a]anthracene	0.14		0.038	0.013	mg/Kg	☼	10/05/18 09:25	10/06/18 17:32	1
Chrysene	0.16	J	0.38	0.0065	mg/Kg	☼	10/05/18 09:25	10/06/18 17:32	1
Benzo[b]fluoranthene	0.21		0.038	0.010	mg/Kg	☼	10/05/18 09:25	10/06/18 17:32	1
Benzo[a]pyrene	0.14		0.038	0.010	mg/Kg	☼	10/05/18 09:25	10/06/18 17:32	1
Benzo[g,h,i]perylene	0.099	J	0.38	0.011	mg/Kg	☼	10/05/18 09:25	10/06/18 17:32	1
Surrogate	%Recovery	Qualifier	Limits				Prepared	Analyzed	Dil Fac
Nitrobenzene-d5	48		37 - 94				10/05/18 09:25	10/06/18 17:32	1
Terphenyl-d14	63		24 - 109				10/05/18 09:25	10/06/18 17:32	1
2-Fluorobiphenyl	46		38 - 95				10/05/18 09:25	10/06/18 17:32	1

**General Chemistry**

Analyte	Result	Qualifier	RL	MDL	Unit	D	Prepared	Analyzed	Dil Fac
Percent Moisture	14.2		1.0	1.0	%			10/05/18 19:41	1
Percent Solids	85.8		1.0	1.0	%			10/05/18 19:41	1

**Client Sample ID: SB-310-7.5**

**Lab Sample ID: 460-166026-2**

**Date Collected: 10/03/18 08:40**

**Matrix: Solid**

**Date Received: 10/03/18 15:34**

**Percent Solids: 85.5**

**Method: 8260C - Volatile Organic Compounds by GC/MS**

Analyte	Result	Qualifier	RL	MDL	Unit	D	Prepared	Analyzed	Dil Fac
Chloromethane	0.00037	U	0.00086	0.00037	mg/Kg	☼	10/05/18 00:10	10/06/18 01:30	1
Bromomethane	0.00041	U	0.00086	0.00041	mg/Kg	☼	10/05/18 00:10	10/06/18 01:30	1
Vinyl chloride	0.00047	U	0.00086	0.00047	mg/Kg	☼	10/05/18 00:10	10/06/18 01:30	1
Chloroethane	0.00045	U	0.00086	0.00045	mg/Kg	☼	10/05/18 00:10	10/06/18 01:30	1
Methylene Chloride	0.0040		0.00086	0.00014	mg/Kg	☼	10/05/18 00:10	10/06/18 01:30	1
Acetone	0.0032	U	0.0043	0.0032	mg/Kg	☼	10/05/18 00:10	10/06/18 01:30	1
Carbon disulfide	0.00023	U	0.00086	0.00023	mg/Kg	☼	10/05/18 00:10	10/06/18 01:30	1
Trichlorofluoromethane	0.00035	U	0.00086	0.00035	mg/Kg	☼	10/05/18 00:10	10/06/18 01:30	1
1,1-Dichloroethene	0.00019	U	0.00086	0.00019	mg/Kg	☼	10/05/18 00:10	10/06/18 01:30	1
1,1-Dichloroethane	0.00018	U	0.00086	0.00018	mg/Kg	☼	10/05/18 00:10	10/06/18 01:30	1
trans-1,2-Dichloroethene	0.00021	U	0.00086	0.00021	mg/Kg	☼	10/05/18 00:10	10/06/18 01:30	1
cis-1,2-Dichloroethene	0.00013	U	0.00086	0.00013	mg/Kg	☼	10/05/18 00:10	10/06/18 01:30	1
Chloroform	0.0022		0.00086	0.00027	mg/Kg	☼	10/05/18 00:10	10/06/18 01:30	1
1,2-Dichloroethane	0.00025	U	0.00086	0.00025	mg/Kg	☼	10/05/18 00:10	10/06/18 01:30	1

TestAmerica Edison



# Client Sample Results

Client: RT Environmental Services, Inc.  
Project/Site: Collins St Act 2

TestAmerica Job ID: 460-166026-1

**Client Sample ID: SB-310-7.5**

**Lab Sample ID: 460-166026-2**

**Date Collected: 10/03/18 08:40**

**Matrix: Solid**

**Date Received: 10/03/18 15:34**

**Percent Solids: 85.5**

**Method: 8260C - Volatile Organic Compounds by GC/MS (Continued)**

Analyte	Result	Qualifier	RL	MDL	Unit	D	Prepared	Analyzed	Dil Fac
2-Butanone	0.00095	U	0.0043	0.00095	mg/Kg	☼	10/05/18 00:10	10/06/18 01:30	1
<b>1,1,1-Trichloroethane</b>	<b>0.00038</b>	<b>J</b>	0.00086	0.00020	mg/Kg	☼	10/05/18 00:10	10/06/18 01:30	1
<b>Carbon tetrachloride</b>	<b>0.00019</b>	<b>J</b>	0.00086	0.00016	mg/Kg	☼	10/05/18 00:10	10/06/18 01:30	1
Bromodichloromethane	0.00022	U	0.00086	0.00022	mg/Kg	☼	10/05/18 00:10	10/06/18 01:30	1
1,2-Dichloropropane	0.00036	U	0.00086	0.00036	mg/Kg	☼	10/05/18 00:10	10/06/18 01:30	1
cis-1,3-Dichloropropene	0.00023	U	0.00086	0.00023	mg/Kg	☼	10/05/18 00:10	10/06/18 01:30	1
<b>Trichloroethene</b>	<b>0.0016</b>		0.00086	0.00012	mg/Kg	☼	10/05/18 00:10	10/06/18 01:30	1
Dibromochloromethane	0.00017	U	0.00086	0.00017	mg/Kg	☼	10/05/18 00:10	10/06/18 01:30	1
1,1,2-Trichloroethane	0.00015	U	0.00086	0.00015	mg/Kg	☼	10/05/18 00:10	10/06/18 01:30	1
Benzene	0.00022	U	0.00086	0.00022	mg/Kg	☼	10/05/18 00:10	10/06/18 01:30	1
trans-1,3-Dichloropropene	0.00023	U	0.00086	0.00023	mg/Kg	☼	10/05/18 00:10	10/06/18 01:30	1
Bromoform	0.00036	U	0.00086	0.00036	mg/Kg	☼	10/05/18 00:10	10/06/18 01:30	1
4-Methyl-2-pentanone	0.00057	U	0.0043	0.00057	mg/Kg	☼	10/05/18 00:10	10/06/18 01:30	1
2-Hexanone	0.00067	U	0.0043	0.00067	mg/Kg	☼	10/05/18 00:10	10/06/18 01:30	1
<b>Tetrachloroethene</b>	<b>0.00045</b>	<b>J</b>	0.00086	0.00012	mg/Kg	☼	10/05/18 00:10	10/06/18 01:30	1
1,1,1,2-Tetrachloroethane	0.00018	U	0.00086	0.00018	mg/Kg	☼	10/05/18 00:10	10/06/18 01:30	1
Toluene	0.00054	U	0.00086	0.00054	mg/Kg	☼	10/05/18 00:10	10/06/18 01:30	1
Chlorobenzene	0.00015	U	0.00086	0.00015	mg/Kg	☼	10/05/18 00:10	10/06/18 01:30	1
Ethylbenzene	0.00017	U	0.00086	0.00017	mg/Kg	☼	10/05/18 00:10	10/06/18 01:30	1
Styrene	0.00011	U	0.00086	0.00011	mg/Kg	☼	10/05/18 00:10	10/06/18 01:30	1
Xylenes, Total	0.00022	U	0.0017	0.00022	mg/Kg	☼	10/05/18 00:10	10/06/18 01:30	1
Freon TF	0.00026	U	0.00086	0.00026	mg/Kg	☼	10/05/18 00:10	10/06/18 01:30	1
MTBE	0.00011	U	0.00086	0.00011	mg/Kg	☼	10/05/18 00:10	10/06/18 01:30	1
Cyclohexane	0.00019	U	0.00086	0.00019	mg/Kg	☼	10/05/18 00:10	10/06/18 01:30	1
1,2-Dibromoethane	0.00015	U	0.00086	0.00015	mg/Kg	☼	10/05/18 00:10	10/06/18 01:30	1
1,3-Dichlorobenzene	0.00014	U	0.00086	0.00014	mg/Kg	☼	10/05/18 00:10	10/06/18 01:30	1
1,4-Dichlorobenzene	0.000086	U	0.00086	0.000086	mg/Kg	☼	10/05/18 00:10	10/06/18 01:30	1
1,2-Dichlorobenzene	0.00012	U	0.00086	0.00012	mg/Kg	☼	10/05/18 00:10	10/06/18 01:30	1
Naphthalene	0.00016	U	0.00086	0.00016	mg/Kg	☼	10/05/18 00:10	10/06/18 01:30	1
Dichlorodifluoromethane	0.00029	U	0.00086	0.00029	mg/Kg	☼	10/05/18 00:10	10/06/18 01:30	1
1,2,4-Trichlorobenzene	0.000079	U	0.00086	0.000079	mg/Kg	☼	10/05/18 00:10	10/06/18 01:30	1
1,2,4-Trimethylbenzene	0.000081	U	0.00086	0.000081	mg/Kg	☼	10/05/18 00:10	10/06/18 01:30	1
1,2-Dibromo-3-Chloropropane	0.00039	U	0.00086	0.00039	mg/Kg	☼	10/05/18 00:10	10/06/18 01:30	1
1,3,5-Trimethylbenzene	0.000099	U	0.00086	0.000099	mg/Kg	☼	10/05/18 00:10	10/06/18 01:30	1
Isopropylbenzene	0.00011	U	0.00086	0.00011	mg/Kg	☼	10/05/18 00:10	10/06/18 01:30	1
Methyl acetate	0.0037	U	0.0043	0.0037	mg/Kg	☼	10/05/18 00:10	10/06/18 01:30	1
Methylcyclohexane	0.00014	U	0.00086	0.00014	mg/Kg	☼	10/05/18 00:10	10/06/18 01:30	1

Surrogate	%Recovery	Qualifier	Limits	Prepared	Analyzed	Dil Fac
1,2-Dichloroethane-d4 (Surr)	100		78 - 135	10/05/18 00:10	10/06/18 01:30	1
Toluene-d8 (Surr)	97		73 - 121	10/05/18 00:10	10/06/18 01:30	1
Bromofluorobenzene	105		67 - 126	10/05/18 00:10	10/06/18 01:30	1
Dibromofluoromethane (Surr)	109		61 - 149	10/05/18 00:10	10/06/18 01:30	1

**Method: 8270D - Semivolatile Organic Compounds (GC/MS)**

Analyte	Result	Qualifier	RL	MDL	Unit	D	Prepared	Analyzed	Dil Fac
Fluorene	0.0052	U	0.39	0.0052	mg/Kg	☼	10/05/18 09:25	10/06/18 10:14	1
Phenanthrene	0.0068	U	0.39	0.0068	mg/Kg	☼	10/05/18 09:25	10/06/18 10:14	1
Anthracene	0.0043	U	0.39	0.0043	mg/Kg	☼	10/05/18 09:25	10/06/18 10:14	1
Pyrene	0.0096	U	0.39	0.0096	mg/Kg	☼	10/05/18 09:25	10/06/18 10:14	1

TestAmerica Edison

# Client Sample Results

Client: RT Environmental Services, Inc.  
Project/Site: Collins St Act 2

TestAmerica Job ID: 460-166026-1

**Client Sample ID: SB-310-7.5**

**Lab Sample ID: 460-166026-2**

**Date Collected: 10/03/18 08:40**

**Matrix: Solid**

**Date Received: 10/03/18 15:34**

**Percent Solids: 85.5**

**Method: 8270D - Semivolatile Organic Compounds (GC/MS) (Continued)**

Analyte	Result	Qualifier	RL	MDL	Unit	D	Prepared	Analyzed	Dil Fac
Benzo[a]anthracene	0.013	U	0.039	0.013	mg/Kg	☼	10/05/18 09:25	10/06/18 10:14	1
Chrysene	0.0065	U	0.39	0.0065	mg/Kg	☼	10/05/18 09:25	10/06/18 10:14	1
Benzo[b]fluoranthene	0.010	U	0.039	0.010	mg/Kg	☼	10/05/18 09:25	10/06/18 10:14	1
Benzo[a]pyrene	0.010	U	0.039	0.010	mg/Kg	☼	10/05/18 09:25	10/06/18 10:14	1
Benzo[g,h,i]perylene	0.011	U	0.39	0.011	mg/Kg	☼	10/05/18 09:25	10/06/18 10:14	1
<b>Surrogate</b>	<b>%Recovery</b>	<b>Qualifier</b>	<b>Limits</b>				<b>Prepared</b>	<b>Analyzed</b>	<b>Dil Fac</b>
Nitrobenzene-d5	53		37 - 94				10/05/18 09:25	10/06/18 10:14	1
Terphenyl-d14	58		24 - 109				10/05/18 09:25	10/06/18 10:14	1
2-Fluorobiphenyl	48		38 - 95				10/05/18 09:25	10/06/18 10:14	1

**General Chemistry**

Analyte	Result	Qualifier	RL	MDL	Unit	D	Prepared	Analyzed	Dil Fac
Percent Moisture	14.5		1.0	1.0	%			10/05/18 19:41	1
Percent Solids	85.5		1.0	1.0	%			10/05/18 19:41	1

**Client Sample ID: SB-311-13**

**Lab Sample ID: 460-166026-3**

**Date Collected: 10/03/18 09:00**

**Matrix: Solid**

**Date Received: 10/03/18 15:34**

**Percent Solids: 91.8**

**Method: 8260C - Volatile Organic Compounds by GC/MS**

Analyte	Result	Qualifier	RL	MDL	Unit	D	Prepared	Analyzed	Dil Fac
Chloromethane	0.00046	U	0.0011	0.00046	mg/Kg	☼	10/05/18 00:10	10/06/18 01:54	1
Bromomethane	0.00050	U	0.0011	0.00050	mg/Kg	☼	10/05/18 00:10	10/06/18 01:54	1
Vinyl chloride	0.00058	U	0.0011	0.00058	mg/Kg	☼	10/05/18 00:10	10/06/18 01:54	1
Chloroethane	0.00055	U	0.0011	0.00055	mg/Kg	☼	10/05/18 00:10	10/06/18 01:54	1
Methylene Chloride	0.0048		0.0011	0.00017	mg/Kg	☼	10/05/18 00:10	10/06/18 01:54	1
Acetone	0.0048	J	0.0053	0.0040	mg/Kg	☼	10/05/18 00:10	10/06/18 01:54	1
Carbon disulfide	0.00028	U	0.0011	0.00028	mg/Kg	☼	10/05/18 00:10	10/06/18 01:54	1
Trichlorofluoromethane	0.00043	U	0.0011	0.00043	mg/Kg	☼	10/05/18 00:10	10/06/18 01:54	1
1,1-Dichloroethene	0.00024	U	0.0011	0.00024	mg/Kg	☼	10/05/18 00:10	10/06/18 01:54	1
1,1-Dichloroethane	0.00022	U	0.0011	0.00022	mg/Kg	☼	10/05/18 00:10	10/06/18 01:54	1
trans-1,2-Dichloroethene	0.00026	U	0.0011	0.00026	mg/Kg	☼	10/05/18 00:10	10/06/18 01:54	1
cis-1,2-Dichloroethene	0.00016	U	0.0011	0.00016	mg/Kg	☼	10/05/18 00:10	10/06/18 01:54	1
Chloroform	0.00034	U	0.0011	0.00034	mg/Kg	☼	10/05/18 00:10	10/06/18 01:54	1
1,2-Dichloroethane	0.00031	U	0.0011	0.00031	mg/Kg	☼	10/05/18 00:10	10/06/18 01:54	1
2-Butanone	0.0012	U	0.0053	0.0012	mg/Kg	☼	10/05/18 00:10	10/06/18 01:54	1
1,1,1-Trichloroethane	0.00025	U	0.0011	0.00025	mg/Kg	☼	10/05/18 00:10	10/06/18 01:54	1
Carbon tetrachloride	0.00019	U	0.0011	0.00019	mg/Kg	☼	10/05/18 00:10	10/06/18 01:54	1
Bromodichloromethane	0.00027	U	0.0011	0.00027	mg/Kg	☼	10/05/18 00:10	10/06/18 01:54	1
1,2-Dichloropropane	0.00045	U	0.0011	0.00045	mg/Kg	☼	10/05/18 00:10	10/06/18 01:54	1
cis-1,3-Dichloropropene	0.00029	U	0.0011	0.00029	mg/Kg	☼	10/05/18 00:10	10/06/18 01:54	1
Trichloroethene	0.00015	U	0.0011	0.00015	mg/Kg	☼	10/05/18 00:10	10/06/18 01:54	1
Dibromochloromethane	0.00020	U	0.0011	0.00020	mg/Kg	☼	10/05/18 00:10	10/06/18 01:54	1
1,1,2-Trichloroethane	0.00019	U	0.0011	0.00019	mg/Kg	☼	10/05/18 00:10	10/06/18 01:54	1
Benzene	0.00027	U	0.0011	0.00027	mg/Kg	☼	10/05/18 00:10	10/06/18 01:54	1
trans-1,3-Dichloropropene	0.00028	U	0.0011	0.00028	mg/Kg	☼	10/05/18 00:10	10/06/18 01:54	1
Bromoform	0.00045	U	0.0011	0.00045	mg/Kg	☼	10/05/18 00:10	10/06/18 01:54	1
4-Methyl-2-pentanone	0.00070	U	0.0053	0.00070	mg/Kg	☼	10/05/18 00:10	10/06/18 01:54	1
2-Hexanone	0.00082	U	0.0053	0.00082	mg/Kg	☼	10/05/18 00:10	10/06/18 01:54	1

TestAmerica Edison

# Client Sample Results

Client: RT Environmental Services, Inc.  
Project/Site: Collins St Act 2

TestAmerica Job ID: 460-166026-1

**Client Sample ID: SB-311-13**

**Lab Sample ID: 460-166026-3**

**Date Collected: 10/03/18 09:00**

**Matrix: Solid**

**Date Received: 10/03/18 15:34**

**Percent Solids: 91.8**

## Method: 8260C - Volatile Organic Compounds by GC/MS (Continued)

Analyte	Result	Qualifier	RL	MDL	Unit	D	Prepared	Analyzed	Dil Fac
Tetrachloroethene	0.00015	U	0.0011	0.00015	mg/Kg	☼	10/05/18 00:10	10/06/18 01:54	1
1,1,2,2-Tetrachloroethane	0.00023	U	0.0011	0.00023	mg/Kg	☼	10/05/18 00:10	10/06/18 01:54	1
<b>Toluene</b>	<b>0.0011</b>		0.0011	0.00066	mg/Kg	☼	10/05/18 00:10	10/06/18 01:54	1
Chlorobenzene	0.00019	U	0.0011	0.00019	mg/Kg	☼	10/05/18 00:10	10/06/18 01:54	1
Ethylbenzene	0.00021	U	0.0011	0.00021	mg/Kg	☼	10/05/18 00:10	10/06/18 01:54	1
Styrene	0.00013	U	0.0011	0.00013	mg/Kg	☼	10/05/18 00:10	10/06/18 01:54	1
Xylenes, Total	0.00027	U	0.0021	0.00027	mg/Kg	☼	10/05/18 00:10	10/06/18 01:54	1
Freon TF	0.00032	U	0.0011	0.00032	mg/Kg	☼	10/05/18 00:10	10/06/18 01:54	1
MTBE	0.00013	U	0.0011	0.00013	mg/Kg	☼	10/05/18 00:10	10/06/18 01:54	1
Cyclohexane	0.00023	U	0.0011	0.00023	mg/Kg	☼	10/05/18 00:10	10/06/18 01:54	1
1,2-Dibromoethane	0.00019	U	0.0011	0.00019	mg/Kg	☼	10/05/18 00:10	10/06/18 01:54	1
1,3-Dichlorobenzene	0.00017	U	0.0011	0.00017	mg/Kg	☼	10/05/18 00:10	10/06/18 01:54	1
1,4-Dichlorobenzene	0.00011	U	0.0011	0.00011	mg/Kg	☼	10/05/18 00:10	10/06/18 01:54	1
1,2-Dichlorobenzene	0.00015	U	0.0011	0.00015	mg/Kg	☼	10/05/18 00:10	10/06/18 01:54	1
Naphthalene	0.00020	U	0.0011	0.00020	mg/Kg	☼	10/05/18 00:10	10/06/18 01:54	1
Dichlorodifluoromethane	0.00036	U	0.0011	0.00036	mg/Kg	☼	10/05/18 00:10	10/06/18 01:54	1
1,2,4-Trichlorobenzene	0.000097	U	0.0011	0.000097	mg/Kg	☼	10/05/18 00:10	10/06/18 01:54	1
1,2,4-Trimethylbenzene	0.000099	U	0.0011	0.000099	mg/Kg	☼	10/05/18 00:10	10/06/18 01:54	1
1,2-Dibromo-3-Chloropropane	0.00049	U	0.0011	0.00049	mg/Kg	☼	10/05/18 00:10	10/06/18 01:54	1
1,3,5-Trimethylbenzene	0.00012	U	0.0011	0.00012	mg/Kg	☼	10/05/18 00:10	10/06/18 01:54	1
Isopropylbenzene	0.00013	U	0.0011	0.00013	mg/Kg	☼	10/05/18 00:10	10/06/18 01:54	1
Methyl acetate	0.0045	U	0.0053	0.0045	mg/Kg	☼	10/05/18 00:10	10/06/18 01:54	1
Methylcyclohexane	0.00017	U	0.0011	0.00017	mg/Kg	☼	10/05/18 00:10	10/06/18 01:54	1

Surrogate	%Recovery	Qualifier	Limits	Prepared	Analyzed	Dil Fac
1,2-Dichloroethane-d4 (Surr)	98		78 - 135	10/05/18 00:10	10/06/18 01:54	1
Toluene-d8 (Surr)	96		73 - 121	10/05/18 00:10	10/06/18 01:54	1
Bromofluorobenzene	104		67 - 126	10/05/18 00:10	10/06/18 01:54	1
Dibromofluoromethane (Surr)	107		61 - 149	10/05/18 00:10	10/06/18 01:54	1

## Method: 8270D - Semivolatile Organic Compounds (GC/MS)

Analyte	Result	Qualifier	RL	MDL	Unit	D	Prepared	Analyzed	Dil Fac
Fluorene	0.0049	U	0.36	0.0049	mg/Kg	☼	10/05/18 09:25	10/06/18 10:37	1
Phenanthrene	0.0063	U	0.36	0.0063	mg/Kg	☼	10/05/18 09:25	10/06/18 10:37	1
Anthracene	0.0040	U	0.36	0.0040	mg/Kg	☼	10/05/18 09:25	10/06/18 10:37	1
Pyrene	0.0090	U	0.36	0.0090	mg/Kg	☼	10/05/18 09:25	10/06/18 10:37	1
Benzo[a]anthracene	0.013	U	0.036	0.013	mg/Kg	☼	10/05/18 09:25	10/06/18 10:37	1
Chrysene	0.0061	U	0.36	0.0061	mg/Kg	☼	10/05/18 09:25	10/06/18 10:37	1
Benzo[b]fluoranthene	0.0093	U	0.036	0.0093	mg/Kg	☼	10/05/18 09:25	10/06/18 10:37	1
Benzo[a]pyrene	0.0096	U	0.036	0.0096	mg/Kg	☼	10/05/18 09:25	10/06/18 10:37	1
Benzo[g,h,i]perylene	0.011	U	0.36	0.011	mg/Kg	☼	10/05/18 09:25	10/06/18 10:37	1

Surrogate	%Recovery	Qualifier	Limits	Prepared	Analyzed	Dil Fac
Nitrobenzene-d5	47		37 - 94	10/05/18 09:25	10/06/18 10:37	1
Terphenyl-d14	59		24 - 109	10/05/18 09:25	10/06/18 10:37	1
2-Fluorobiphenyl	44		38 - 95	10/05/18 09:25	10/06/18 10:37	1

## General Chemistry

Analyte	Result	Qualifier	RL	MDL	Unit	D	Prepared	Analyzed	Dil Fac
Percent Moisture	8.2		1.0	1.0	%			10/05/18 19:41	1

TestAmerica Edison

# Client Sample Results

Client: RT Environmental Services, Inc.  
Project/Site: Collins St Act 2

TestAmerica Job ID: 460-166026-1

**Client Sample ID: SB-311-13**

**Date Collected: 10/03/18 09:00**

**Date Received: 10/03/18 15:34**

**Lab Sample ID: 460-166026-3**

**Matrix: Solid**

**Percent Solids: 91.8**

**General Chemistry (Continued)**

Analyte	Result	Qualifier	RL	MDL	Unit	D	Prepared	Analyzed	Dil Fac
Percent Solids	91.8		1.0	1.0	%			10/05/18 19:41	1

**Client Sample ID: SB-311-19.5**

**Date Collected: 10/03/18 09:05**

**Date Received: 10/03/18 15:34**

**Lab Sample ID: 460-166026-4**

**Matrix: Solid**

**Percent Solids: 84.8**

**Method: 8260C - Volatile Organic Compounds by GC/MS**

Analyte	Result	Qualifier	RL	MDL	Unit	D	Prepared	Analyzed	Dil Fac
Chloromethane	0.00053	U	0.0012	0.00053	mg/Kg	☼	10/05/18 00:11	10/06/18 02:18	1
Bromomethane	0.00058	U	0.0012	0.00058	mg/Kg	☼	10/05/18 00:11	10/06/18 02:18	1
Vinyl chloride	0.00066	U	0.0012	0.00066	mg/Kg	☼	10/05/18 00:11	10/06/18 02:18	1
Chloroethane	0.00064	U	0.0012	0.00064	mg/Kg	☼	10/05/18 00:11	10/06/18 02:18	1
<b>Methylene Chloride</b>	<b>0.0098</b>		0.0012	0.00020	mg/Kg	☼	10/05/18 00:11	10/06/18 02:18	1
<b>Acetone</b>	<b>0.034</b>		0.0061	0.0046	mg/Kg	☼	10/05/18 00:11	10/06/18 02:18	1
Carbon disulfide	0.00032	U	0.0012	0.00032	mg/Kg	☼	10/05/18 00:11	10/06/18 02:18	1
Trichlorofluoromethane	0.00049	U	0.0012	0.00049	mg/Kg	☼	10/05/18 00:11	10/06/18 02:18	1
1,1-Dichloroethene	0.00027	U	0.0012	0.00027	mg/Kg	☼	10/05/18 00:11	10/06/18 02:18	1
1,1-Dichloroethane	0.00025	U	0.0012	0.00025	mg/Kg	☼	10/05/18 00:11	10/06/18 02:18	1
trans-1,2-Dichloroethene	0.00030	U	0.0012	0.00030	mg/Kg	☼	10/05/18 00:11	10/06/18 02:18	1
cis-1,2-Dichloroethene	0.00019	U	0.0012	0.00019	mg/Kg	☼	10/05/18 00:11	10/06/18 02:18	1
Chloroform	0.00039	U	0.0012	0.00039	mg/Kg	☼	10/05/18 00:11	10/06/18 02:18	1
1,2-Dichloroethane	0.00036	U	0.0012	0.00036	mg/Kg	☼	10/05/18 00:11	10/06/18 02:18	1
2-Butanone	0.0014	U	0.0061	0.0014	mg/Kg	☼	10/05/18 00:11	10/06/18 02:18	1
1,1,1-Trichloroethane	0.00028	U	0.0012	0.00028	mg/Kg	☼	10/05/18 00:11	10/06/18 02:18	1
Carbon tetrachloride	0.00022	U	0.0012	0.00022	mg/Kg	☼	10/05/18 00:11	10/06/18 02:18	1
Bromodichloromethane	0.00031	U	0.0012	0.00031	mg/Kg	☼	10/05/18 00:11	10/06/18 02:18	1
1,2-Dichloropropane	0.00052	U	0.0012	0.00052	mg/Kg	☼	10/05/18 00:11	10/06/18 02:18	1
cis-1,3-Dichloropropene	0.00033	U	0.0012	0.00033	mg/Kg	☼	10/05/18 00:11	10/06/18 02:18	1
Trichloroethene	0.00018	U	0.0012	0.00018	mg/Kg	☼	10/05/18 00:11	10/06/18 02:18	1
Dibromochloromethane	0.00024	U	0.0012	0.00024	mg/Kg	☼	10/05/18 00:11	10/06/18 02:18	1
1,1,2-Trichloroethane	0.00022	U	0.0012	0.00022	mg/Kg	☼	10/05/18 00:11	10/06/18 02:18	1
Benzene	0.00031	U	0.0012	0.00031	mg/Kg	☼	10/05/18 00:11	10/06/18 02:18	1
trans-1,3-Dichloropropene	0.00032	U	0.0012	0.00032	mg/Kg	☼	10/05/18 00:11	10/06/18 02:18	1
Bromoform	0.00052	U	0.0012	0.00052	mg/Kg	☼	10/05/18 00:11	10/06/18 02:18	1
4-Methyl-2-pentanone	0.00081	U	0.0061	0.00081	mg/Kg	☼	10/05/18 00:11	10/06/18 02:18	1
2-Hexanone	0.00095	U	0.0061	0.00095	mg/Kg	☼	10/05/18 00:11	10/06/18 02:18	1
Tetrachloroethene	0.00017	U	0.0012	0.00017	mg/Kg	☼	10/05/18 00:11	10/06/18 02:18	1
1,1,2,2-Tetrachloroethane	0.00026	U	0.0012	0.00026	mg/Kg	☼	10/05/18 00:11	10/06/18 02:18	1
Toluene	0.00076	U	0.0012	0.00076	mg/Kg	☼	10/05/18 00:11	10/06/18 02:18	1
Chlorobenzene	0.00022	U	0.0012	0.00022	mg/Kg	☼	10/05/18 00:11	10/06/18 02:18	1
Ethylbenzene	0.00024	U	0.0012	0.00024	mg/Kg	☼	10/05/18 00:11	10/06/18 02:18	1
Styrene	0.00015	U	0.0012	0.00015	mg/Kg	☼	10/05/18 00:11	10/06/18 02:18	1
Xylenes, Total	0.00031	U	0.0024	0.00031	mg/Kg	☼	10/05/18 00:11	10/06/18 02:18	1
Freon TF	0.00037	U	0.0012	0.00037	mg/Kg	☼	10/05/18 00:11	10/06/18 02:18	1
MTBE	0.00015	U	0.0012	0.00015	mg/Kg	☼	10/05/18 00:11	10/06/18 02:18	1
Cyclohexane	0.00027	U	0.0012	0.00027	mg/Kg	☼	10/05/18 00:11	10/06/18 02:18	1
1,2-Dibromoethane	0.00022	U	0.0012	0.00022	mg/Kg	☼	10/05/18 00:11	10/06/18 02:18	1
1,3-Dichlorobenzene	0.00019	U	0.0012	0.00019	mg/Kg	☼	10/05/18 00:11	10/06/18 02:18	1
1,4-Dichlorobenzene	0.00012	U	0.0012	0.00012	mg/Kg	☼	10/05/18 00:11	10/06/18 02:18	1
1,2-Dichlorobenzene	0.00018	U	0.0012	0.00018	mg/Kg	☼	10/05/18 00:11	10/06/18 02:18	1

TestAmerica Edison

# Client Sample Results

Client: RT Environmental Services, Inc.  
Project/Site: Collins St Act 2

TestAmerica Job ID: 460-166026-1

**Client Sample ID: SB-311-19.5**

**Lab Sample ID: 460-166026-4**

**Date Collected: 10/03/18 09:05**

**Matrix: Solid**

**Date Received: 10/03/18 15:34**

**Percent Solids: 84.8**

## Method: 8260C - Volatile Organic Compounds by GC/MS (Continued)

Analyte	Result	Qualifier	RL	MDL	Unit	D	Prepared	Analyzed	Dil Fac
Naphthalene	0.00023	U	0.0012	0.00023	mg/Kg	☼	10/05/18 00:11	10/06/18 02:18	1
Dichlorodifluoromethane	0.00041	U	0.0012	0.00041	mg/Kg	☼	10/05/18 00:11	10/06/18 02:18	1
1,2,4-Trichlorobenzene	0.00011	U	0.0012	0.00011	mg/Kg	☼	10/05/18 00:11	10/06/18 02:18	1
1,2,4-Trimethylbenzene	0.00011	U	0.0012	0.00011	mg/Kg	☼	10/05/18 00:11	10/06/18 02:18	1
1,2-Dibromo-3-Chloropropane	0.00056	U	0.0012	0.00056	mg/Kg	☼	10/05/18 00:11	10/06/18 02:18	1
1,3,5-Trimethylbenzene	0.00014	U	0.0012	0.00014	mg/Kg	☼	10/05/18 00:11	10/06/18 02:18	1
Isopropylbenzene	0.00015	U	0.0012	0.00015	mg/Kg	☼	10/05/18 00:11	10/06/18 02:18	1
Methyl acetate	0.0052	U	0.0061	0.0052	mg/Kg	☼	10/05/18 00:11	10/06/18 02:18	1
Methylcyclohexane	0.00019	U	0.0012	0.00019	mg/Kg	☼	10/05/18 00:11	10/06/18 02:18	1
Surrogate	%Recovery	Qualifier	Limits				Prepared	Analyzed	Dil Fac
1,2-Dichloroethane-d4 (Surr)	100		78 - 135				10/05/18 00:11	10/06/18 02:18	1
Toluene-d8 (Surr)	97		73 - 121				10/05/18 00:11	10/06/18 02:18	1
Bromofluorobenzene	104		67 - 126				10/05/18 00:11	10/06/18 02:18	1
Dibromofluoromethane (Surr)	110		61 - 149				10/05/18 00:11	10/06/18 02:18	1

## Method: 8270D - Semivolatile Organic Compounds (GC/MS)

Analyte	Result	Qualifier	RL	MDL	Unit	D	Prepared	Analyzed	Dil Fac
Fluorene	0.0053	U	0.39	0.0053	mg/Kg	☼	10/05/18 09:25	10/06/18 11:00	1
Phenanthrene	0.0068	U	0.39	0.0068	mg/Kg	☼	10/05/18 09:25	10/06/18 11:00	1
Anthracene	0.0044	U	0.39	0.0044	mg/Kg	☼	10/05/18 09:25	10/06/18 11:00	1
Pyrene	0.0097	U	0.39	0.0097	mg/Kg	☼	10/05/18 09:25	10/06/18 11:00	1
Benzo[a]anthracene	0.014	U	0.039	0.014	mg/Kg	☼	10/05/18 09:25	10/06/18 11:00	1
Chrysene	0.0066	U	0.39	0.0066	mg/Kg	☼	10/05/18 09:25	10/06/18 11:00	1
Benzo[b]fluoranthene	0.010	U	0.039	0.010	mg/Kg	☼	10/05/18 09:25	10/06/18 11:00	1
Benzo[a]pyrene	0.010	U	0.039	0.010	mg/Kg	☼	10/05/18 09:25	10/06/18 11:00	1
Benzo[g,h,i]perylene	0.011	U	0.39	0.011	mg/Kg	☼	10/05/18 09:25	10/06/18 11:00	1
Surrogate	%Recovery	Qualifier	Limits				Prepared	Analyzed	Dil Fac
Nitrobenzene-d5	53		37 - 94				10/05/18 09:25	10/06/18 11:00	1
Terphenyl-d14	64		24 - 109				10/05/18 09:25	10/06/18 11:00	1
2-Fluorobiphenyl	47		38 - 95				10/05/18 09:25	10/06/18 11:00	1

## General Chemistry

Analyte	Result	Qualifier	RL	MDL	Unit	D	Prepared	Analyzed	Dil Fac
Percent Moisture	15.2		1.0	1.0	%			10/05/18 19:41	1
Percent Solids	84.8		1.0	1.0	%			10/05/18 19:41	1

**Client Sample ID: SB-312-18**

**Lab Sample ID: 460-166026-5**

**Date Collected: 10/03/18 09:40**

**Matrix: Solid**

**Date Received: 10/03/18 15:34**

**Percent Solids: 88.0**

## Method: 8260C - Volatile Organic Compounds by GC/MS

Analyte	Result	Qualifier	RL	MDL	Unit	D	Prepared	Analyzed	Dil Fac
Chloromethane	0.011	U	0.051	0.011	mg/Kg	☼	10/05/18 00:05	10/09/18 14:09	50
Bromomethane	0.0092	U	0.051	0.0092	mg/Kg	☼	10/05/18 00:05	10/09/18 14:09	50
Vinyl chloride	0.010	U	0.051	0.010	mg/Kg	☼	10/05/18 00:05	10/09/18 14:09	50
Chloroethane	0.019	U	0.051	0.019	mg/Kg	☼	10/05/18 00:05	10/09/18 14:09	50
Methylene Chloride	0.011	U	0.051	0.011	mg/Kg	☼	10/05/18 00:05	10/09/18 14:09	50
Acetone	0.055	U	0.26	0.055	mg/Kg	☼	10/05/18 00:05	10/09/18 14:09	50
Carbon disulfide	0.011	U	0.051	0.011	mg/Kg	☼	10/05/18 00:05	10/09/18 14:09	50

TestAmerica Edison

# Client Sample Results

Client: RT Environmental Services, Inc.  
Project/Site: Collins St Act 2

TestAmerica Job ID: 460-166026-1

**Client Sample ID: SB-312-18**

**Lab Sample ID: 460-166026-5**

**Date Collected: 10/03/18 09:40**

**Matrix: Solid**

**Date Received: 10/03/18 15:34**

**Percent Solids: 88.0**

**Method: 8260C - Volatile Organic Compounds by GC/MS (Continued)**

Analyte	Result	Qualifier	RL	MDL	Unit	D	Prepared	Analyzed	Dil Fac
Trichlorofluoromethane	0.0077	U	0.051	0.0077	mg/Kg	☼	10/05/18 00:05	10/09/18 14:09	50
1,1-Dichloroethene	0.017	U	0.051	0.017	mg/Kg	☼	10/05/18 00:05	10/09/18 14:09	50
1,1-Dichloroethane	0.012	U	0.051	0.012	mg/Kg	☼	10/05/18 00:05	10/09/18 14:09	50
trans-1,2-Dichloroethene	0.0092	U	0.051	0.0092	mg/Kg	☼	10/05/18 00:05	10/09/18 14:09	50
<b>cis-1,2-Dichloroethene</b>	<b>0.035</b>	<b>J</b>	0.051	0.013	mg/Kg	☼	10/05/18 00:05	10/09/18 14:09	50
Chloroform	0.011	U	0.051	0.011	mg/Kg	☼	10/05/18 00:05	10/09/18 14:09	50
1,2-Dichloroethane	0.013	U	0.051	0.013	mg/Kg	☼	10/05/18 00:05	10/09/18 14:09	50
2-Butanone	0.11	U	0.26	0.11	mg/Kg	☼	10/05/18 00:05	10/09/18 14:09	50
1,1,1-Trichloroethane	0.014	U	0.051	0.014	mg/Kg	☼	10/05/18 00:05	10/09/18 14:09	50
Carbon tetrachloride	0.017	U	0.051	0.017	mg/Kg	☼	10/05/18 00:05	10/09/18 14:09	50
Bromodichloromethane	0.0077	U	0.051	0.0077	mg/Kg	☼	10/05/18 00:05	10/09/18 14:09	50
1,2-Dichloropropane	0.0092	U	0.051	0.0092	mg/Kg	☼	10/05/18 00:05	10/09/18 14:09	50
cis-1,3-Dichloropropene	0.0082	U	0.051	0.0082	mg/Kg	☼	10/05/18 00:05	10/09/18 14:09	50
Trichloroethene	0.011	U	0.051	0.011	mg/Kg	☼	10/05/18 00:05	10/09/18 14:09	50
Dibromochloromethane	0.011	U	0.051	0.011	mg/Kg	☼	10/05/18 00:05	10/09/18 14:09	50
1,1,2-Trichloroethane	0.0041	U	0.051	0.0041	mg/Kg	☼	10/05/18 00:05	10/09/18 14:09	50
<b>Benzene</b>	<b>0.056</b>		0.051	0.0097	mg/Kg	☼	10/05/18 00:05	10/09/18 14:09	50
trans-1,3-Dichloropropene	0.0097	U	0.051	0.0097	mg/Kg	☼	10/05/18 00:05	10/09/18 14:09	50
Bromoform	0.0092	U	0.051	0.0092	mg/Kg	☼	10/05/18 00:05	10/09/18 14:09	50
4-Methyl-2-pentanone	0.032	U	0.26	0.032	mg/Kg	☼	10/05/18 00:05	10/09/18 14:09	50
2-Hexanone	0.037	U	0.26	0.037	mg/Kg	☼	10/05/18 00:05	10/09/18 14:09	50
Tetrachloroethene	0.018	U	0.051	0.018	mg/Kg	☼	10/05/18 00:05	10/09/18 14:09	50
1,1,2,2-Tetrachloroethane	0.0097	U	0.051	0.0097	mg/Kg	☼	10/05/18 00:05	10/09/18 14:09	50
Toluene	0.013	U	0.051	0.013	mg/Kg	☼	10/05/18 00:05	10/09/18 14:09	50
Chlorobenzene	0.012	U	0.051	0.012	mg/Kg	☼	10/05/18 00:05	10/09/18 14:09	50
<b>Ethylbenzene</b>	<b>0.46</b>		0.051	0.015	mg/Kg	☼	10/05/18 00:05	10/09/18 14:09	50
Styrene	0.0087	U	0.051	0.0087	mg/Kg	☼	10/05/18 00:05	10/09/18 14:09	50
<b>Xylenes, Total</b>	<b>0.059</b>	<b>J</b>	0.10	0.014	mg/Kg	☼	10/05/18 00:05	10/09/18 14:09	50
Freon TF	0.017	U	0.051	0.017	mg/Kg	☼	10/05/18 00:05	10/09/18 14:09	50
MTBE	0.0067	U	0.051	0.0067	mg/Kg	☼	10/05/18 00:05	10/09/18 14:09	50
<b>Cyclohexane</b>	<b>0.35</b>		0.051	0.013	mg/Kg	☼	10/05/18 00:05	10/09/18 14:09	50
1,2-Dibromoethane	0.0097	U	0.051	0.0097	mg/Kg	☼	10/05/18 00:05	10/09/18 14:09	50
1,3-Dichlorobenzene	0.017	U	0.051	0.017	mg/Kg	☼	10/05/18 00:05	10/09/18 14:09	50
1,4-Dichlorobenzene	0.017	U	0.051	0.017	mg/Kg	☼	10/05/18 00:05	10/09/18 14:09	50
1,2-Dichlorobenzene	0.011	U	0.051	0.011	mg/Kg	☼	10/05/18 00:05	10/09/18 14:09	50
<b>Naphthalene</b>	<b>14</b>	<b>*</b>	0.051	0.013	mg/Kg	☼	10/05/18 00:05	10/09/18 14:09	50
Dichlorodifluoromethane	0.0072	U	0.051	0.0072	mg/Kg	☼	10/05/18 00:05	10/09/18 14:09	50
1,2,4-Trichlorobenzene	0.014	U	0.051	0.014	mg/Kg	☼	10/05/18 00:05	10/09/18 14:09	50
<b>1,2,4-Trimethylbenzene</b>	<b>0.66</b>	<b>*</b>	0.051	0.012	mg/Kg	☼	10/05/18 00:05	10/09/18 14:09	50
1,2-Dibromo-3-Chloropropane	0.012	U	0.051	0.012	mg/Kg	☼	10/05/18 00:05	10/09/18 14:09	50
<b>1,3,5-Trimethylbenzene</b>	<b>0.70</b>	<b>*</b>	0.051	0.013	mg/Kg	☼	10/05/18 00:05	10/09/18 14:09	50
<b>Isopropylbenzene</b>	<b>0.46</b>		0.051	0.016	mg/Kg	☼	10/05/18 00:05	10/09/18 14:09	50
Methyl acetate	0.030	U	0.26	0.030	mg/Kg	☼	10/05/18 00:05	10/09/18 14:09	50
<b>Methylcyclohexane</b>	<b>1.1</b>		0.051	0.011	mg/Kg	☼	10/05/18 00:05	10/09/18 14:09	50

Surrogate	%Recovery	Qualifier	Limits	Prepared	Analyzed	Dil Fac
1,2-Dichloroethane-d4 (Surr)	87		69 - 143	10/05/18 00:05	10/09/18 14:09	50
Toluene-d8 (Surr)	102		67 - 127	10/05/18 00:05	10/09/18 14:09	50
Bromofluorobenzene	83		61 - 137	10/05/18 00:05	10/09/18 14:09	50
Dibromofluoromethane (Surr)	82		61 - 135	10/05/18 00:05	10/09/18 14:09	50

TestAmerica Edison

# Client Sample Results

Client: RT Environmental Services, Inc.  
Project/Site: Collins St Act 2

TestAmerica Job ID: 460-166026-1

## Method: 8270D - Semivolatile Organic Compounds (GC/MS)

Analyte	Result	Qualifier	RL	MDL	Unit	D	Prepared	Analyzed	Dil Fac
Fluorene	2.3		0.75	0.010	mg/Kg	☼	10/05/18 09:25	10/08/18 08:44	2
Phenanthrene	9.7		0.75	0.013	mg/Kg	☼	10/05/18 09:25	10/08/18 08:44	2
Anthracene	1.0		0.75	0.0084	mg/Kg	☼	10/05/18 09:25	10/08/18 08:44	2
Pyrene	2.9		0.75	0.019	mg/Kg	☼	10/05/18 09:25	10/08/18 08:44	2
Benzo[a]anthracene	1.6		0.075	0.026	mg/Kg	☼	10/05/18 09:25	10/08/18 08:44	2
Chrysene	2.9		0.75	0.013	mg/Kg	☼	10/05/18 09:25	10/08/18 08:44	2
Benzo[b]fluoranthene	0.50		0.075	0.019	mg/Kg	☼	10/05/18 09:25	10/08/18 08:44	2
Benzo[a]pyrene	0.86		0.075	0.020	mg/Kg	☼	10/05/18 09:25	10/08/18 08:44	2
Benzo[g,h,i]perylene	0.36	J	0.75	0.022	mg/Kg	☼	10/05/18 09:25	10/08/18 08:44	2
<b>Surrogate</b>	<b>%Recovery</b>	<b>Qualifier</b>	<b>Limits</b>				<b>Prepared</b>	<b>Analyzed</b>	<b>Dil Fac</b>
Nitrobenzene-d5	100	X	37 - 94				10/05/18 09:25	10/08/18 08:44	2
Terphenyl-d14	80		24 - 109				10/05/18 09:25	10/08/18 08:44	2
2-Fluorobiphenyl	85		38 - 95				10/05/18 09:25	10/08/18 08:44	2

## General Chemistry

Analyte	Result	Qualifier	RL	MDL	Unit	D	Prepared	Analyzed	Dil Fac
Percent Moisture	12.0		1.0	1.0	%			10/05/18 19:41	1
Percent Solids	88.0		1.0	1.0	%			10/05/18 19:41	1

Client Sample ID: SB-312-19.5

Lab Sample ID: 460-166026-6

Date Collected: 10/03/18 09:45

Matrix: Solid

Date Received: 10/03/18 15:34

Percent Solids: 85.2

## Method: 8260C - Volatile Organic Compounds by GC/MS

Analyte	Result	Qualifier	RL	MDL	Unit	D	Prepared	Analyzed	Dil Fac
Chloromethane	0.00038	U	0.00086	0.00038	mg/Kg	☼	10/05/18 00:11	10/06/18 02:41	1
Bromomethane	0.00041	U	0.00086	0.00041	mg/Kg	☼	10/05/18 00:11	10/06/18 02:41	1
Vinyl chloride	0.00047	U	0.00086	0.00047	mg/Kg	☼	10/05/18 00:11	10/06/18 02:41	1
Chloroethane	0.00045	U	0.00086	0.00045	mg/Kg	☼	10/05/18 00:11	10/06/18 02:41	1
Methylene Chloride	0.0044		0.00086	0.00014	mg/Kg	☼	10/05/18 00:11	10/06/18 02:41	1
Acetone	0.0038	J	0.0043	0.0033	mg/Kg	☼	10/05/18 00:11	10/06/18 02:41	1
Carbon disulfide	0.00023	U	0.00086	0.00023	mg/Kg	☼	10/05/18 00:11	10/06/18 02:41	1
Trichlorofluoromethane	0.00035	U	0.00086	0.00035	mg/Kg	☼	10/05/18 00:11	10/06/18 02:41	1
1,1-Dichloroethene	0.00019	U	0.00086	0.00019	mg/Kg	☼	10/05/18 00:11	10/06/18 02:41	1
1,1-Dichloroethane	0.00018	U	0.00086	0.00018	mg/Kg	☼	10/05/18 00:11	10/06/18 02:41	1
trans-1,2-Dichloroethene	0.00021	U	0.00086	0.00021	mg/Kg	☼	10/05/18 00:11	10/06/18 02:41	1
cis-1,2-Dichloroethene	0.00013	U	0.00086	0.00013	mg/Kg	☼	10/05/18 00:11	10/06/18 02:41	1
Chloroform	0.00028	U	0.00086	0.00028	mg/Kg	☼	10/05/18 00:11	10/06/18 02:41	1
1,2-Dichloroethane	0.00026	U	0.00086	0.00026	mg/Kg	☼	10/05/18 00:11	10/06/18 02:41	1
2-Butanone	0.00096	U	0.0043	0.00096	mg/Kg	☼	10/05/18 00:11	10/06/18 02:41	1
1,1,1-Trichloroethane	0.00020	U	0.00086	0.00020	mg/Kg	☼	10/05/18 00:11	10/06/18 02:41	1
Carbon tetrachloride	0.00016	U	0.00086	0.00016	mg/Kg	☼	10/05/18 00:11	10/06/18 02:41	1
Bromodichloromethane	0.00022	U	0.00086	0.00022	mg/Kg	☼	10/05/18 00:11	10/06/18 02:41	1
1,2-Dichloropropane	0.00037	U	0.00086	0.00037	mg/Kg	☼	10/05/18 00:11	10/06/18 02:41	1
cis-1,3-Dichloropropene	0.00024	U	0.00086	0.00024	mg/Kg	☼	10/05/18 00:11	10/06/18 02:41	1
Trichloroethene	0.00012	U	0.00086	0.00012	mg/Kg	☼	10/05/18 00:11	10/06/18 02:41	1
Dibromochloromethane	0.00017	U	0.00086	0.00017	mg/Kg	☼	10/05/18 00:11	10/06/18 02:41	1
1,1,2-Trichloroethane	0.00015	U	0.00086	0.00015	mg/Kg	☼	10/05/18 00:11	10/06/18 02:41	1
Benzene	0.00022	U	0.00086	0.00022	mg/Kg	☼	10/05/18 00:11	10/06/18 02:41	1
trans-1,3-Dichloropropene	0.00023	U	0.00086	0.00023	mg/Kg	☼	10/05/18 00:11	10/06/18 02:41	1
Bromoform	0.00037	U	0.00086	0.00037	mg/Kg	☼	10/05/18 00:11	10/06/18 02:41	1
4-Methyl-2-pentanone	0.00057	U	0.0043	0.00057	mg/Kg	☼	10/05/18 00:11	10/06/18 02:41	1
2-Hexanone	0.00067	U	0.0043	0.00067	mg/Kg	☼	10/05/18 00:11	10/06/18 02:41	1

TestAmerica Edison

# Client Sample Results

Client: RT Environmental Services, Inc.  
Project/Site: Collins St Act 2

TestAmerica Job ID: 460-166026-1

**Client Sample ID: SB-312-19.5**

**Lab Sample ID: 460-166026-6**

**Date Collected: 10/03/18 09:45**

**Matrix: Solid**

**Date Received: 10/03/18 15:34**

**Percent Solids: 85.2**

## Method: 8260C - Volatile Organic Compounds by GC/MS (Continued)

Analyte	Result	Qualifier	RL	MDL	Unit	D	Prepared	Analyzed	Dil Fac
<b>Tetrachloroethene</b>	<b>0.00025</b>	<b>J</b>	0.00086	0.00012	mg/Kg	☼	10/05/18 00:11	10/06/18 02:41	1
1,1,2,2-Tetrachloroethane	0.00018	U	0.00086	0.00018	mg/Kg	☼	10/05/18 00:11	10/06/18 02:41	1
<b>Toluene</b>	<b>0.00059</b>	<b>J</b>	0.00086	0.00054	mg/Kg	☼	10/05/18 00:11	10/06/18 02:41	1
Chlorobenzene	0.00015	U	0.00086	0.00015	mg/Kg	☼	10/05/18 00:11	10/06/18 02:41	1
<b>Ethylbenzene</b>	<b>0.00071</b>	<b>J</b>	0.00086	0.00017	mg/Kg	☼	10/05/18 00:11	10/06/18 02:41	1
Styrene	0.00011	U	0.00086	0.00011	mg/Kg	☼	10/05/18 00:11	10/06/18 02:41	1
<b>Xylenes, Total</b>	<b>0.00027</b>	<b>J</b>	0.0017	0.00022	mg/Kg	☼	10/05/18 00:11	10/06/18 02:41	1
Freon TF	0.00026	U	0.00086	0.00026	mg/Kg	☼	10/05/18 00:11	10/06/18 02:41	1
MTBE	0.00011	U	0.00086	0.00011	mg/Kg	☼	10/05/18 00:11	10/06/18 02:41	1
<b>Cyclohexane</b>	<b>0.00032</b>	<b>J</b>	0.00086	0.00019	mg/Kg	☼	10/05/18 00:11	10/06/18 02:41	1
1,2-Dibromoethane	0.00016	U	0.00086	0.00016	mg/Kg	☼	10/05/18 00:11	10/06/18 02:41	1
1,3-Dichlorobenzene	0.00014	U	0.00086	0.00014	mg/Kg	☼	10/05/18 00:11	10/06/18 02:41	1
1,4-Dichlorobenzene	0.000086	U	0.00086	0.000086	mg/Kg	☼	10/05/18 00:11	10/06/18 02:41	1
1,2-Dichlorobenzene	0.00012	U	0.00086	0.00012	mg/Kg	☼	10/05/18 00:11	10/06/18 02:41	1
<b>Naphthalene</b>	<b>0.034</b>		0.00086	0.00016	mg/Kg	☼	10/05/18 00:11	10/06/18 02:41	1
Dichlorodifluoromethane	0.00029	U	0.00086	0.00029	mg/Kg	☼	10/05/18 00:11	10/06/18 02:41	1
1,2,4-Trichlorobenzene	0.000079	U	0.00086	0.000079	mg/Kg	☼	10/05/18 00:11	10/06/18 02:41	1
<b>1,2,4-Trimethylbenzene</b>	<b>0.0028</b>		0.00086	0.000081	mg/Kg	☼	10/05/18 00:11	10/06/18 02:41	1
1,2-Dibromo-3-Chloropropane	0.00040	U	0.00086	0.00040	mg/Kg	☼	10/05/18 00:11	10/06/18 02:41	1
<b>1,3,5-Trimethylbenzene</b>	<b>0.00024</b>	<b>J</b>	0.00086	0.000099	mg/Kg	☼	10/05/18 00:11	10/06/18 02:41	1
<b>Isopropylbenzene</b>	<b>0.0011</b>		0.00086	0.00011	mg/Kg	☼	10/05/18 00:11	10/06/18 02:41	1
Methyl acetate	0.0037	U	0.0043	0.0037	mg/Kg	☼	10/05/18 00:11	10/06/18 02:41	1
<b>Methylcyclohexane</b>	<b>0.0015</b>		0.00086	0.00014	mg/Kg	☼	10/05/18 00:11	10/06/18 02:41	1

Surrogate	%Recovery	Qualifier	Limits	Prepared	Analyzed	Dil Fac
1,2-Dichloroethane-d4 (Surr)	99		78 - 135	10/05/18 00:11	10/06/18 02:41	1
Toluene-d8 (Surr)	97		73 - 121	10/05/18 00:11	10/06/18 02:41	1
Bromofluorobenzene	106		67 - 126	10/05/18 00:11	10/06/18 02:41	1
Dibromofluoromethane (Surr)	109		61 - 149	10/05/18 00:11	10/06/18 02:41	1

## Method: 8270D - Semivolatile Organic Compounds (GC/MS)

Analyte	Result	Qualifier	RL	MDL	Unit	D	Prepared	Analyzed	Dil Fac
Fluorene	0.0053	U	0.39	0.0053	mg/Kg	☼	10/05/18 09:25	10/06/18 11:23	1
Phenanthrene	0.0068	U	0.39	0.0068	mg/Kg	☼	10/05/18 09:25	10/06/18 11:23	1
Anthracene	0.0043	U	0.39	0.0043	mg/Kg	☼	10/05/18 09:25	10/06/18 11:23	1
Pyrene	0.0096	U	0.39	0.0096	mg/Kg	☼	10/05/18 09:25	10/06/18 11:23	1
Benzo[a]anthracene	0.014	U	0.039	0.014	mg/Kg	☼	10/05/18 09:25	10/06/18 11:23	1
Chrysene	0.0066	U	0.39	0.0066	mg/Kg	☼	10/05/18 09:25	10/06/18 11:23	1
Benzo[b]fluoranthene	0.010	U	0.039	0.010	mg/Kg	☼	10/05/18 09:25	10/06/18 11:23	1
Benzo[a]pyrene	0.010	U	0.039	0.010	mg/Kg	☼	10/05/18 09:25	10/06/18 11:23	1
Benzo[g,h,i]perylene	0.011	U	0.39	0.011	mg/Kg	☼	10/05/18 09:25	10/06/18 11:23	1

Surrogate	%Recovery	Qualifier	Limits	Prepared	Analyzed	Dil Fac
Nitrobenzene-d5	122	X	37 - 94	10/05/18 09:25	10/06/18 11:23	1
Terphenyl-d14	89		24 - 109	10/05/18 09:25	10/06/18 11:23	1
2-Fluorobiphenyl	113	X	38 - 95	10/05/18 09:25	10/06/18 11:23	1

## General Chemistry

Analyte	Result	Qualifier	RL	MDL	Unit	D	Prepared	Analyzed	Dil Fac
<b>Percent Moisture</b>	<b>14.8</b>		1.0	1.0	%			10/05/18 19:41	1

TestAmerica Edison



# Client Sample Results

Client: RT Environmental Services, Inc.  
Project/Site: Collins St Act 2

TestAmerica Job ID: 460-166026-1

**Client Sample ID: SB-312-19.5**

**Lab Sample ID: 460-166026-6**

**Date Collected: 10/03/18 09:45**

**Matrix: Solid**

**Date Received: 10/03/18 15:34**

**Percent Solids: 85.2**

**General Chemistry (Continued)**

Analyte	Result	Qualifier	RL	MDL	Unit	D	Prepared	Analyzed	Dil Fac
Percent Solids	85.2		1.0	1.0	%			10/05/18 19:41	1

**Client Sample ID: SB-313-14**

**Lab Sample ID: 460-166026-7**

**Date Collected: 10/03/18 10:15**

**Matrix: Solid**

**Date Received: 10/03/18 15:34**

**Percent Solids: 88.6**

**Method: 8260C - Volatile Organic Compounds by GC/MS**

Analyte	Result	Qualifier	RL	MDL	Unit	D	Prepared	Analyzed	Dil Fac
Chloromethane	0.00039	U	0.00091	0.00039	mg/Kg	☼	10/05/18 00:12	10/06/18 12:33	1
Bromomethane	0.00043	U	0.00091	0.00043	mg/Kg	☼	10/05/18 00:12	10/06/18 12:33	1
Vinyl chloride	0.00049	U	0.00091	0.00049	mg/Kg	☼	10/05/18 00:12	10/06/18 12:33	1
Chloroethane	0.00047	U	0.00091	0.00047	mg/Kg	☼	10/05/18 00:12	10/06/18 12:33	1
<b>Methylene Chloride</b>	<b>0.0050</b>		0.00091	0.00015	mg/Kg	☼	10/05/18 00:12	10/06/18 12:33	1
<b>Acetone</b>	<b>0.0040</b>	<b>J</b>	0.0045	0.0034	mg/Kg	☼	10/05/18 00:12	10/06/18 12:33	1
Carbon disulfide	0.00024	U	0.00091	0.00024	mg/Kg	☼	10/05/18 00:12	10/06/18 12:33	1
Trichlorofluoromethane	0.00037	U	0.00091	0.00037	mg/Kg	☼	10/05/18 00:12	10/06/18 12:33	1
1,1-Dichloroethene	0.00020	U	0.00091	0.00020	mg/Kg	☼	10/05/18 00:12	10/06/18 12:33	1
1,1-Dichloroethane	0.00019	U	0.00091	0.00019	mg/Kg	☼	10/05/18 00:12	10/06/18 12:33	1
trans-1,2-Dichloroethene	0.00022	U	0.00091	0.00022	mg/Kg	☼	10/05/18 00:12	10/06/18 12:33	1
cis-1,2-Dichloroethene	0.00014	U	0.00091	0.00014	mg/Kg	☼	10/05/18 00:12	10/06/18 12:33	1
Chloroform	0.00029	U	0.00091	0.00029	mg/Kg	☼	10/05/18 00:12	10/06/18 12:33	1
1,2-Dichloroethane	0.00027	U	0.00091	0.00027	mg/Kg	☼	10/05/18 00:12	10/06/18 12:33	1
2-Butanone	0.0010	U	0.0045	0.0010	mg/Kg	☼	10/05/18 00:12	10/06/18 12:33	1
1,1,1-Trichloroethane	0.00021	U	0.00091	0.00021	mg/Kg	☼	10/05/18 00:12	10/06/18 12:33	1
Carbon tetrachloride	0.00016	U	0.00091	0.00016	mg/Kg	☼	10/05/18 00:12	10/06/18 12:33	1
Bromodichloromethane	0.00023	U	0.00091	0.00023	mg/Kg	☼	10/05/18 00:12	10/06/18 12:33	1
1,2-Dichloropropane	0.00038	U	0.00091	0.00038	mg/Kg	☼	10/05/18 00:12	10/06/18 12:33	1
cis-1,3-Dichloropropene	0.00025	U	0.00091	0.00025	mg/Kg	☼	10/05/18 00:12	10/06/18 12:33	1
<b>Trichloroethene</b>	<b>0.00043</b>	<b>J</b>	0.00091	0.00013	mg/Kg	☼	10/05/18 00:12	10/06/18 12:33	1
Dibromochloromethane	0.00018	U	0.00091	0.00018	mg/Kg	☼	10/05/18 00:12	10/06/18 12:33	1
1,1,2-Trichloroethane	0.00016	U	0.00091	0.00016	mg/Kg	☼	10/05/18 00:12	10/06/18 12:33	1
<b>Benzene</b>	<b>0.00034</b>	<b>J</b>	0.00091	0.00023	mg/Kg	☼	10/05/18 00:12	10/06/18 12:33	1
trans-1,3-Dichloropropene	0.00024	U	0.00091	0.00024	mg/Kg	☼	10/05/18 00:12	10/06/18 12:33	1
Bromoform	0.00038	U	0.00091	0.00038	mg/Kg	☼	10/05/18 00:12	10/06/18 12:33	1
4-Methyl-2-pentanone	0.00060	U	0.0045	0.00060	mg/Kg	☼	10/05/18 00:12	10/06/18 12:33	1
2-Hexanone	0.00071	U	0.0045	0.00071	mg/Kg	☼	10/05/18 00:12	10/06/18 12:33	1
Tetrachloroethene	0.00013	U	0.00091	0.00013	mg/Kg	☼	10/05/18 00:12	10/06/18 12:33	1
1,1,2,2-Tetrachloroethane	0.00019	U	0.00091	0.00019	mg/Kg	☼	10/05/18 00:12	10/06/18 12:33	1
<b>Toluene</b>	<b>0.0018</b>		0.00091	0.00057	mg/Kg	☼	10/05/18 00:12	10/06/18 12:33	1
Chlorobenzene	0.00016	U	0.00091	0.00016	mg/Kg	☼	10/05/18 00:12	10/06/18 12:33	1
Ethylbenzene	0.00018	U	0.00091	0.00018	mg/Kg	☼	10/05/18 00:12	10/06/18 12:33	1
Styrene	0.00011	U	0.00091	0.00011	mg/Kg	☼	10/05/18 00:12	10/06/18 12:33	1
Xylenes, Total	0.00023	U	0.0018	0.00023	mg/Kg	☼	10/05/18 00:12	10/06/18 12:33	1
Freon TF	0.00027	U	0.00091	0.00027	mg/Kg	☼	10/05/18 00:12	10/06/18 12:33	1
MTBE	0.00011	U	0.00091	0.00011	mg/Kg	☼	10/05/18 00:12	10/06/18 12:33	1
Cyclohexane	0.00020	U	0.00091	0.00020	mg/Kg	☼	10/05/18 00:12	10/06/18 12:33	1
1,2-Dibromoethane	0.00016	U	0.00091	0.00016	mg/Kg	☼	10/05/18 00:12	10/06/18 12:33	1
1,3-Dichlorobenzene	0.00014	U	0.00091	0.00014	mg/Kg	☼	10/05/18 00:12	10/06/18 12:33	1
1,4-Dichlorobenzene	0.000091	U	0.00091	0.000091	mg/Kg	☼	10/05/18 00:12	10/06/18 12:33	1
1,2-Dichlorobenzene	0.00013	U	0.00091	0.00013	mg/Kg	☼	10/05/18 00:12	10/06/18 12:33	1

TestAmerica Edison

# Client Sample Results

Client: RT Environmental Services, Inc.  
Project/Site: Collins St Act 2

TestAmerica Job ID: 460-166026-1

**Client Sample ID: SB-313-14**

**Lab Sample ID: 460-166026-7**

**Date Collected: 10/03/18 10:15**

**Matrix: Solid**

**Date Received: 10/03/18 15:34**

**Percent Solids: 88.6**

## Method: 8260C - Volatile Organic Compounds by GC/MS (Continued)

Analyte	Result	Qualifier	RL	MDL	Unit	D	Prepared	Analyzed	Dil Fac
Naphthalene	0.00017	U	0.00091	0.00017	mg/Kg	☼	10/05/18 00:12	10/06/18 12:33	1
Dichlorodifluoromethane	0.00031	U	0.00091	0.00031	mg/Kg	☼	10/05/18 00:12	10/06/18 12:33	1
1,2,4-Trichlorobenzene	0.000083	U	0.00091	0.000083	mg/Kg	☼	10/05/18 00:12	10/06/18 12:33	1
1,2,4-Trimethylbenzene	0.000085	U	0.00091	0.000085	mg/Kg	☼	10/05/18 00:12	10/06/18 12:33	1
1,2-Dibromo-3-Chloropropane	0.00042	U	0.00091	0.00042	mg/Kg	☼	10/05/18 00:12	10/06/18 12:33	1
1,3,5-Trimethylbenzene	0.00010	U	0.00091	0.00010	mg/Kg	☼	10/05/18 00:12	10/06/18 12:33	1
Isopropylbenzene	0.00011	U	0.00091	0.00011	mg/Kg	☼	10/05/18 00:12	10/06/18 12:33	1
Methyl acetate	0.0039	U	0.0045	0.0039	mg/Kg	☼	10/05/18 00:12	10/06/18 12:33	1
Methylcyclohexane	0.00014	U	0.00091	0.00014	mg/Kg	☼	10/05/18 00:12	10/06/18 12:33	1
<b>Surrogate</b>	<b>%Recovery</b>	<b>Qualifier</b>	<b>Limits</b>				<b>Prepared</b>	<b>Analyzed</b>	<b>Dil Fac</b>
1,2-Dichloroethane-d4 (Surr)	104		78 - 135				10/05/18 00:12	10/06/18 12:33	1
Toluene-d8 (Surr)	98		73 - 121				10/05/18 00:12	10/06/18 12:33	1
Bromofluorobenzene	105		67 - 126				10/05/18 00:12	10/06/18 12:33	1
Dibromofluoromethane (Surr)	111		61 - 149				10/05/18 00:12	10/06/18 12:33	1

## Method: 8270D - Semivolatile Organic Compounds (GC/MS)

Analyte	Result	Qualifier	RL	MDL	Unit	D	Prepared	Analyzed	Dil Fac
Fluorene	0.0051	U	0.37	0.0051	mg/Kg	☼	10/05/18 09:25	10/06/18 11:46	1
Phenanthrene	0.0065	U	0.37	0.0065	mg/Kg	☼	10/05/18 09:25	10/06/18 11:46	1
Anthracene	0.0042	U	0.37	0.0042	mg/Kg	☼	10/05/18 09:25	10/06/18 11:46	1
Pyrene	0.0093	U	0.37	0.0093	mg/Kg	☼	10/05/18 09:25	10/06/18 11:46	1
Benzo[a]anthracene	0.013	U	0.037	0.013	mg/Kg	☼	10/05/18 09:25	10/06/18 11:46	1
Chrysene	0.0063	U	0.37	0.0063	mg/Kg	☼	10/05/18 09:25	10/06/18 11:46	1
Benzo[b]fluoranthene	0.0096	U	0.037	0.0096	mg/Kg	☼	10/05/18 09:25	10/06/18 11:46	1
Benzo[a]pyrene	0.0099	U	0.037	0.0099	mg/Kg	☼	10/05/18 09:25	10/06/18 11:46	1
Benzo[g,h,i]perylene	0.011	U	0.37	0.011	mg/Kg	☼	10/05/18 09:25	10/06/18 11:46	1
<b>Surrogate</b>	<b>%Recovery</b>	<b>Qualifier</b>	<b>Limits</b>				<b>Prepared</b>	<b>Analyzed</b>	<b>Dil Fac</b>
Nitrobenzene-d5	52		37 - 94				10/05/18 09:25	10/06/18 11:46	1
Terphenyl-d14	62		24 - 109				10/05/18 09:25	10/06/18 11:46	1
2-Fluorobiphenyl	46		38 - 95				10/05/18 09:25	10/06/18 11:46	1

## General Chemistry

Analyte	Result	Qualifier	RL	MDL	Unit	D	Prepared	Analyzed	Dil Fac
Percent Moisture	11.4		1.0	1.0	%			10/05/18 19:41	1
Percent Solids	88.6		1.0	1.0	%			10/05/18 19:41	1

**Client Sample ID: SB-313-19.5**

**Lab Sample ID: 460-166026-8**

**Date Collected: 10/03/18 10:20**

**Matrix: Solid**

**Date Received: 10/03/18 15:34**

**Percent Solids: 84.8**

## Method: 8260C - Volatile Organic Compounds by GC/MS

Analyte	Result	Qualifier	RL	MDL	Unit	D	Prepared	Analyzed	Dil Fac
Chloromethane	0.00047	U	0.0011	0.00047	mg/Kg	☼	10/05/18 00:12	10/06/18 12:57	1
Bromomethane	0.00051	U	0.0011	0.00051	mg/Kg	☼	10/05/18 00:12	10/06/18 12:57	1
Vinyl chloride	0.00059	U	0.0011	0.00059	mg/Kg	☼	10/05/18 00:12	10/06/18 12:57	1
Chloroethane	0.00056	U	0.0011	0.00056	mg/Kg	☼	10/05/18 00:12	10/06/18 12:57	1
<b>Methylene Chloride</b>	<b>0.0052</b>		0.0011	0.00018	mg/Kg	☼	10/05/18 00:12	10/06/18 12:57	1
Acetone	0.0041	U	0.0054	0.0041	mg/Kg	☼	10/05/18 00:12	10/06/18 12:57	1
Carbon disulfide	0.00029	U	0.0011	0.00029	mg/Kg	☼	10/05/18 00:12	10/06/18 12:57	1

TestAmerica Edison

# Client Sample Results

Client: RT Environmental Services, Inc.  
Project/Site: Collins St Act 2

TestAmerica Job ID: 460-166026-1

**Client Sample ID: SB-313-19.5**

**Lab Sample ID: 460-166026-8**

**Date Collected: 10/03/18 10:20**

**Matrix: Solid**

**Date Received: 10/03/18 15:34**

**Percent Solids: 84.8**

**Method: 8260C - Volatile Organic Compounds by GC/MS (Continued)**

Analyte	Result	Qualifier	RL	MDL	Unit	D	Prepared	Analyzed	Dil Fac
Trichlorofluoromethane	0.00044	U	0.0011	0.00044	mg/Kg	☼	10/05/18 00:12	10/06/18 12:57	1
1,1-Dichloroethene	0.00024	U	0.0011	0.00024	mg/Kg	☼	10/05/18 00:12	10/06/18 12:57	1
1,1-Dichloroethane	0.00022	U	0.0011	0.00022	mg/Kg	☼	10/05/18 00:12	10/06/18 12:57	1
trans-1,2-Dichloroethene	0.00027	U	0.0011	0.00027	mg/Kg	☼	10/05/18 00:12	10/06/18 12:57	1
<b>cis-1,2-Dichloroethene</b>	<b>0.0014</b>		0.0011	0.00016	mg/Kg	☼	10/05/18 00:12	10/06/18 12:57	1
Chloroform	0.00034	U	0.0011	0.00034	mg/Kg	☼	10/05/18 00:12	10/06/18 12:57	1
1,2-Dichloroethane	0.00032	U	0.0011	0.00032	mg/Kg	☼	10/05/18 00:12	10/06/18 12:57	1
2-Butanone	0.0012	U	0.0054	0.0012	mg/Kg	☼	10/05/18 00:12	10/06/18 12:57	1
1,1,1-Trichloroethane	0.00025	U	0.0011	0.00025	mg/Kg	☼	10/05/18 00:12	10/06/18 12:57	1
Carbon tetrachloride	0.00020	U	0.0011	0.00020	mg/Kg	☼	10/05/18 00:12	10/06/18 12:57	1
Bromodichloromethane	0.00028	U	0.0011	0.00028	mg/Kg	☼	10/05/18 00:12	10/06/18 12:57	1
1,2-Dichloropropane	0.00046	U	0.0011	0.00046	mg/Kg	☼	10/05/18 00:12	10/06/18 12:57	1
cis-1,3-Dichloropropene	0.00029	U	0.0011	0.00029	mg/Kg	☼	10/05/18 00:12	10/06/18 12:57	1
<b>Trichloroethene</b>	<b>0.00072</b>	<b>J</b>	0.0011	0.00016	mg/Kg	☼	10/05/18 00:12	10/06/18 12:57	1
Dibromochloromethane	0.00021	U	0.0011	0.00021	mg/Kg	☼	10/05/18 00:12	10/06/18 12:57	1
1,1,2-Trichloroethane	0.00019	U	0.0011	0.00019	mg/Kg	☼	10/05/18 00:12	10/06/18 12:57	1
<b>Benzene</b>	<b>0.00029</b>	<b>J</b>	0.0011	0.00028	mg/Kg	☼	10/05/18 00:12	10/06/18 12:57	1
trans-1,3-Dichloropropene	0.00029	U	0.0011	0.00029	mg/Kg	☼	10/05/18 00:12	10/06/18 12:57	1
Bromoform	0.00046	U	0.0011	0.00046	mg/Kg	☼	10/05/18 00:12	10/06/18 12:57	1
4-Methyl-2-pentanone	0.00072	U	0.0054	0.00072	mg/Kg	☼	10/05/18 00:12	10/06/18 12:57	1
2-Hexanone	0.00084	U	0.0054	0.00084	mg/Kg	☼	10/05/18 00:12	10/06/18 12:57	1
<b>Tetrachloroethene</b>	<b>0.0019</b>		0.0011	0.00015	mg/Kg	☼	10/05/18 00:12	10/06/18 12:57	1
1,1,2,2-Tetrachloroethane	0.00023	U	0.0011	0.00023	mg/Kg	☼	10/05/18 00:12	10/06/18 12:57	1
<b>Toluene</b>	<b>0.0014</b>		0.0011	0.00067	mg/Kg	☼	10/05/18 00:12	10/06/18 12:57	1
Chlorobenzene	0.00019	U	0.0011	0.00019	mg/Kg	☼	10/05/18 00:12	10/06/18 12:57	1
Ethylbenzene	0.00021	U	0.0011	0.00021	mg/Kg	☼	10/05/18 00:12	10/06/18 12:57	1
Styrene	0.00013	U	0.0011	0.00013	mg/Kg	☼	10/05/18 00:12	10/06/18 12:57	1
Xylenes, Total	0.00027	U	0.0022	0.00027	mg/Kg	☼	10/05/18 00:12	10/06/18 12:57	1
Freon TF	0.00033	U	0.0011	0.00033	mg/Kg	☼	10/05/18 00:12	10/06/18 12:57	1
MTBE	0.00013	U	0.0011	0.00013	mg/Kg	☼	10/05/18 00:12	10/06/18 12:57	1
Cyclohexane	0.00024	U	0.0011	0.00024	mg/Kg	☼	10/05/18 00:12	10/06/18 12:57	1
1,2-Dibromoethane	0.00019	U	0.0011	0.00019	mg/Kg	☼	10/05/18 00:12	10/06/18 12:57	1
1,3-Dichlorobenzene	0.00017	U	0.0011	0.00017	mg/Kg	☼	10/05/18 00:12	10/06/18 12:57	1
1,4-Dichlorobenzene	0.00011	U	0.0011	0.00011	mg/Kg	☼	10/05/18 00:12	10/06/18 12:57	1
1,2-Dichlorobenzene	0.00016	U	0.0011	0.00016	mg/Kg	☼	10/05/18 00:12	10/06/18 12:57	1
Naphthalene	0.00021	U	0.0011	0.00021	mg/Kg	☼	10/05/18 00:12	10/06/18 12:57	1
Dichlorodifluoromethane	0.00037	U	0.0011	0.00037	mg/Kg	☼	10/05/18 00:12	10/06/18 12:57	1
1,2,4-Trichlorobenzene	0.000099	U	0.0011	0.000099	mg/Kg	☼	10/05/18 00:12	10/06/18 12:57	1
1,2,4-Trimethylbenzene	0.00010	U	0.0011	0.00010	mg/Kg	☼	10/05/18 00:12	10/06/18 12:57	1
1,2-Dibromo-3-Chloropropane	0.00050	U	0.0011	0.00050	mg/Kg	☼	10/05/18 00:12	10/06/18 12:57	1
1,3,5-Trimethylbenzene	0.00012	U	0.0011	0.00012	mg/Kg	☼	10/05/18 00:12	10/06/18 12:57	1
<b>Isopropylbenzene</b>	<b>0.00014</b>	<b>J</b>	0.0011	0.00014	mg/Kg	☼	10/05/18 00:12	10/06/18 12:57	1
Methyl acetate	0.0046	U	0.0054	0.0046	mg/Kg	☼	10/05/18 00:12	10/06/18 12:57	1
Methylcyclohexane	0.00017	U	0.0011	0.00017	mg/Kg	☼	10/05/18 00:12	10/06/18 12:57	1

Surrogate	%Recovery	Qualifier	Limits	Prepared	Analyzed	Dil Fac
1,2-Dichloroethane-d4 (Surr)	103		78 - 135	10/05/18 00:12	10/06/18 12:57	1
Toluene-d8 (Surr)	98		73 - 121	10/05/18 00:12	10/06/18 12:57	1
Bromofluorobenzene	108		67 - 126	10/05/18 00:12	10/06/18 12:57	1
Dibromofluoromethane (Surr)	111		61 - 149	10/05/18 00:12	10/06/18 12:57	1

TestAmerica Edison

# Client Sample Results

Client: RT Environmental Services, Inc.  
Project/Site: Collins St Act 2

TestAmerica Job ID: 460-166026-1

## Method: 8270D - Semivolatile Organic Compounds (GC/MS)

Analyte	Result	Qualifier	RL	MDL	Unit	D	Prepared	Analyzed	Dil Fac
Fluorene	0.0053	U	0.39	0.0053	mg/Kg	☼	10/05/18 09:25	10/06/18 12:09	1
Phenanthrene	0.0068	U	0.39	0.0068	mg/Kg	☼	10/05/18 09:25	10/06/18 12:09	1
Anthracene	0.0044	U	0.39	0.0044	mg/Kg	☼	10/05/18 09:25	10/06/18 12:09	1
Pyrene	0.0097	U	0.39	0.0097	mg/Kg	☼	10/05/18 09:25	10/06/18 12:09	1
Benzo[a]anthracene	0.014	U	0.039	0.014	mg/Kg	☼	10/05/18 09:25	10/06/18 12:09	1
Chrysene	0.0066	U	0.39	0.0066	mg/Kg	☼	10/05/18 09:25	10/06/18 12:09	1
Benzo[b]fluoranthene	0.010	U	0.039	0.010	mg/Kg	☼	10/05/18 09:25	10/06/18 12:09	1
Benzo[a]pyrene	0.010	U	0.039	0.010	mg/Kg	☼	10/05/18 09:25	10/06/18 12:09	1
Benzo[g,h,i]perylene	0.011	U	0.39	0.011	mg/Kg	☼	10/05/18 09:25	10/06/18 12:09	1
Surrogate	%Recovery	Qualifier	Limits				Prepared	Analyzed	Dil Fac
Nitrobenzene-d5	61		37 - 94				10/05/18 09:25	10/06/18 12:09	1
Terphenyl-d14	67		24 - 109				10/05/18 09:25	10/06/18 12:09	1
2-Fluorobiphenyl	56		38 - 95				10/05/18 09:25	10/06/18 12:09	1

## General Chemistry

Analyte	Result	Qualifier	RL	MDL	Unit	D	Prepared	Analyzed	Dil Fac
Percent Moisture	15.2		1.0	1.0	%			10/05/18 19:41	1
Percent Solids	84.8		1.0	1.0	%			10/05/18 19:41	1

Client Sample ID: SB-314-13.5

Lab Sample ID: 460-166026-9

Date Collected: 10/03/18 10:35

Matrix: Solid

Date Received: 10/03/18 15:34

Percent Solids: 95.9

## Method: 8260C - Volatile Organic Compounds by GC/MS

Analyte	Result	Qualifier	RL	MDL	Unit	D	Prepared	Analyzed	Dil Fac
Chloromethane	0.00039	U	0.00089	0.00039	mg/Kg	☼	10/05/18 00:13	10/06/18 13:21	1
Bromomethane	0.00042	U	0.00089	0.00042	mg/Kg	☼	10/05/18 00:13	10/06/18 13:21	1
Vinyl chloride	0.00049	U	0.00089	0.00049	mg/Kg	☼	10/05/18 00:13	10/06/18 13:21	1
Chloroethane	0.00047	U	0.00089	0.00047	mg/Kg	☼	10/05/18 00:13	10/06/18 13:21	1
Methylene Chloride	0.0048		0.00089	0.00015	mg/Kg	☼	10/05/18 00:13	10/06/18 13:21	1
Acetone	0.0054		0.0045	0.0034	mg/Kg	☼	10/05/18 00:13	10/06/18 13:21	1
Carbon disulfide	0.00024	U	0.00089	0.00024	mg/Kg	☼	10/05/18 00:13	10/06/18 13:21	1
Trichlorofluoromethane	0.00036	U	0.00089	0.00036	mg/Kg	☼	10/05/18 00:13	10/06/18 13:21	1
1,1-Dichloroethene	0.00020	U	0.00089	0.00020	mg/Kg	☼	10/05/18 00:13	10/06/18 13:21	1
1,1-Dichloroethane	0.00018	U	0.00089	0.00018	mg/Kg	☼	10/05/18 00:13	10/06/18 13:21	1
trans-1,2-Dichloroethene	0.00022	U	0.00089	0.00022	mg/Kg	☼	10/05/18 00:13	10/06/18 13:21	1
cis-1,2-Dichloroethene	0.00014	U	0.00089	0.00014	mg/Kg	☼	10/05/18 00:13	10/06/18 13:21	1
Chloroform	0.00028	U	0.00089	0.00028	mg/Kg	☼	10/05/18 00:13	10/06/18 13:21	1
1,2-Dichloroethane	0.00026	U	0.00089	0.00026	mg/Kg	☼	10/05/18 00:13	10/06/18 13:21	1
2-Butanone	0.00099	U	0.0045	0.00099	mg/Kg	☼	10/05/18 00:13	10/06/18 13:21	1
1,1,1-Trichloroethane	0.00021	U	0.00089	0.00021	mg/Kg	☼	10/05/18 00:13	10/06/18 13:21	1
Carbon tetrachloride	0.00016	U	0.00089	0.00016	mg/Kg	☼	10/05/18 00:13	10/06/18 13:21	1
Bromodichloromethane	0.00023	U	0.00089	0.00023	mg/Kg	☼	10/05/18 00:13	10/06/18 13:21	1
1,2-Dichloropropane	0.00038	U	0.00089	0.00038	mg/Kg	☼	10/05/18 00:13	10/06/18 13:21	1
cis-1,3-Dichloropropene	0.00024	U	0.00089	0.00024	mg/Kg	☼	10/05/18 00:13	10/06/18 13:21	1
Trichloroethene	0.00013	U	0.00089	0.00013	mg/Kg	☼	10/05/18 00:13	10/06/18 13:21	1
Dibromochloromethane	0.00017	U	0.00089	0.00017	mg/Kg	☼	10/05/18 00:13	10/06/18 13:21	1
1,1,2-Trichloroethane	0.00016	U	0.00089	0.00016	mg/Kg	☼	10/05/18 00:13	10/06/18 13:21	1
Benzene	0.00023	U	0.00089	0.00023	mg/Kg	☼	10/05/18 00:13	10/06/18 13:21	1
trans-1,3-Dichloropropene	0.00024	U	0.00089	0.00024	mg/Kg	☼	10/05/18 00:13	10/06/18 13:21	1
Bromoform	0.00038	U	0.00089	0.00038	mg/Kg	☼	10/05/18 00:13	10/06/18 13:21	1
4-Methyl-2-pentanone	0.00059	U	0.0045	0.00059	mg/Kg	☼	10/05/18 00:13	10/06/18 13:21	1
2-Hexanone	0.00069	U	0.0045	0.00069	mg/Kg	☼	10/05/18 00:13	10/06/18 13:21	1

TestAmerica Edison

# Client Sample Results

Client: RT Environmental Services, Inc.  
Project/Site: Collins St Act 2

TestAmerica Job ID: 460-166026-1

**Client Sample ID: SB-314-13.5**

**Lab Sample ID: 460-166026-9**

**Date Collected: 10/03/18 10:35**

**Matrix: Solid**

**Date Received: 10/03/18 15:34**

**Percent Solids: 95.9**

## Method: 8260C - Volatile Organic Compounds by GC/MS (Continued)

Analyte	Result	Qualifier	RL	MDL	Unit	D	Prepared	Analyzed	Dil Fac
Tetrachloroethene	0.00013	U	0.00089	0.00013	mg/Kg	☼	10/05/18 00:13	10/06/18 13:21	1
1,1,2,2-Tetrachloroethane	0.00019	U	0.00089	0.00019	mg/Kg	☼	10/05/18 00:13	10/06/18 13:21	1
Toluene	0.00056	U	0.00089	0.00056	mg/Kg	☼	10/05/18 00:13	10/06/18 13:21	1
Chlorobenzene	0.00016	U	0.00089	0.00016	mg/Kg	☼	10/05/18 00:13	10/06/18 13:21	1
Ethylbenzene	0.00018	U	0.00089	0.00018	mg/Kg	☼	10/05/18 00:13	10/06/18 13:21	1
Styrene	0.00011	U	0.00089	0.00011	mg/Kg	☼	10/05/18 00:13	10/06/18 13:21	1
Xylenes, Total	0.00023	U	0.0018	0.00023	mg/Kg	☼	10/05/18 00:13	10/06/18 13:21	1
Freon TF	0.00027	U	0.00089	0.00027	mg/Kg	☼	10/05/18 00:13	10/06/18 13:21	1
MTBE	0.00011	U	0.00089	0.00011	mg/Kg	☼	10/05/18 00:13	10/06/18 13:21	1
Cyclohexane	0.00020	U	0.00089	0.00020	mg/Kg	☼	10/05/18 00:13	10/06/18 13:21	1
1,2-Dibromoethane	0.00016	U	0.00089	0.00016	mg/Kg	☼	10/05/18 00:13	10/06/18 13:21	1
1,3-Dichlorobenzene	0.00014	U	0.00089	0.00014	mg/Kg	☼	10/05/18 00:13	10/06/18 13:21	1
1,4-Dichlorobenzene	0.000089	U	0.00089	0.000089	mg/Kg	☼	10/05/18 00:13	10/06/18 13:21	1
1,2-Dichlorobenzene	0.00013	U	0.00089	0.00013	mg/Kg	☼	10/05/18 00:13	10/06/18 13:21	1
Naphthalene	0.00017	U	0.00089	0.00017	mg/Kg	☼	10/05/18 00:13	10/06/18 13:21	1
Dichlorodifluoromethane	0.00030	U	0.00089	0.00030	mg/Kg	☼	10/05/18 00:13	10/06/18 13:21	1
1,2,4-Trichlorobenzene	0.000082	U	0.00089	0.000082	mg/Kg	☼	10/05/18 00:13	10/06/18 13:21	1
1,2,4-Trimethylbenzene	0.000084	U	0.00089	0.000084	mg/Kg	☼	10/05/18 00:13	10/06/18 13:21	1
1,2-Dibromo-3-Chloropropane	0.00041	U	0.00089	0.00041	mg/Kg	☼	10/05/18 00:13	10/06/18 13:21	1
1,3,5-Trimethylbenzene	0.00010	U	0.00089	0.00010	mg/Kg	☼	10/05/18 00:13	10/06/18 13:21	1
Isopropylbenzene	0.00011	U	0.00089	0.00011	mg/Kg	☼	10/05/18 00:13	10/06/18 13:21	1
Methyl acetate	0.0038	U	0.0045	0.0038	mg/Kg	☼	10/05/18 00:13	10/06/18 13:21	1
Methylcyclohexane	0.00014	U	0.00089	0.00014	mg/Kg	☼	10/05/18 00:13	10/06/18 13:21	1

Surrogate	%Recovery	Qualifier	Limits	Prepared	Analyzed	Dil Fac
1,2-Dichloroethane-d4 (Surr)	103		78 - 135	10/05/18 00:13	10/06/18 13:21	1
Toluene-d8 (Surr)	96		73 - 121	10/05/18 00:13	10/06/18 13:21	1
Bromofluorobenzene	103		67 - 126	10/05/18 00:13	10/06/18 13:21	1
Dibromofluoromethane (Surr)	109		61 - 149	10/05/18 00:13	10/06/18 13:21	1

## Method: 8270D - Semivolatile Organic Compounds (GC/MS)

Analyte	Result	Qualifier	RL	MDL	Unit	D	Prepared	Analyzed	Dil Fac
Fluorene	0.0047	U	0.34	0.0047	mg/Kg	☼	10/05/18 09:25	10/06/18 12:32	1
Phenanthrene	0.0061	U	0.34	0.0061	mg/Kg	☼	10/05/18 09:25	10/06/18 12:32	1
Anthracene	0.0039	U	0.34	0.0039	mg/Kg	☼	10/05/18 09:25	10/06/18 12:32	1
Pyrene	0.0086	U	0.34	0.0086	mg/Kg	☼	10/05/18 09:25	10/06/18 12:32	1
Benzo[a]anthracene	0.012	U	0.034	0.012	mg/Kg	☼	10/05/18 09:25	10/06/18 12:32	1
Chrysene	0.0058	U	0.34	0.0058	mg/Kg	☼	10/05/18 09:25	10/06/18 12:32	1
Benzo[b]fluoranthene	0.0089	U	0.034	0.0089	mg/Kg	☼	10/05/18 09:25	10/06/18 12:32	1
Benzo[a]pyrene	0.0092	U	0.034	0.0092	mg/Kg	☼	10/05/18 09:25	10/06/18 12:32	1
Benzo[g,h,i]perylene	0.010	U	0.34	0.010	mg/Kg	☼	10/05/18 09:25	10/06/18 12:32	1

Surrogate	%Recovery	Qualifier	Limits	Prepared	Analyzed	Dil Fac
Nitrobenzene-d5	69		37 - 94	10/05/18 09:25	10/06/18 12:32	1
Terphenyl-d14	78		24 - 109	10/05/18 09:25	10/06/18 12:32	1
2-Fluorobiphenyl	64		38 - 95	10/05/18 09:25	10/06/18 12:32	1

## General Chemistry

Analyte	Result	Qualifier	RL	MDL	Unit	D	Prepared	Analyzed	Dil Fac
Percent Moisture	4.1		1.0	1.0	%			10/08/18 03:34	1

TestAmerica Edison

# Client Sample Results

Client: RT Environmental Services, Inc.  
Project/Site: Collins St Act 2

TestAmerica Job ID: 460-166026-1

**Client Sample ID: SB-314-13.5**

**Lab Sample ID: 460-166026-9**

**Date Collected: 10/03/18 10:35**

**Matrix: Solid**

**Date Received: 10/03/18 15:34**

**Percent Solids: 95.9**

**General Chemistry (Continued)**

Analyte	Result	Qualifier	RL	MDL	Unit	D	Prepared	Analyzed	Dil Fac
<b>Percent Solids</b>	<b>95.9</b>		1.0	1.0	%			10/08/18 03:34	1

**Client Sample ID: SB-314-19.5**

**Lab Sample ID: 460-166026-10**

**Date Collected: 10/03/18 10:40**

**Matrix: Solid**

**Date Received: 10/03/18 15:34**

**Percent Solids: 81.6**

**Method: 8260C - Volatile Organic Compounds by GC/MS**

Analyte	Result	Qualifier	RL	MDL	Unit	D	Prepared	Analyzed	Dil Fac
Chloromethane	0.00040	U	0.00093	0.00040	mg/Kg	☼	10/05/18 00:13	10/06/18 13:45	1
Bromomethane	0.00044	U	0.00093	0.00044	mg/Kg	☼	10/05/18 00:13	10/06/18 13:45	1
Vinyl chloride	0.00051	U	0.00093	0.00051	mg/Kg	☼	10/05/18 00:13	10/06/18 13:45	1
Chloroethane	0.00049	U	0.00093	0.00049	mg/Kg	☼	10/05/18 00:13	10/06/18 13:45	1
<b>Methylene Chloride</b>	<b>0.0049</b>		0.00093	0.00015	mg/Kg	☼	10/05/18 00:13	10/06/18 13:45	1
Acetone	0.0035	U	0.0046	0.0035	mg/Kg	☼	10/05/18 00:13	10/06/18 13:45	1
Carbon disulfide	0.00025	U	0.00093	0.00025	mg/Kg	☼	10/05/18 00:13	10/06/18 13:45	1
Trichlorofluoromethane	0.00038	U	0.00093	0.00038	mg/Kg	☼	10/05/18 00:13	10/06/18 13:45	1
1,1-Dichloroethene	0.00021	U	0.00093	0.00021	mg/Kg	☼	10/05/18 00:13	10/06/18 13:45	1
1,1-Dichloroethane	0.00019	U	0.00093	0.00019	mg/Kg	☼	10/05/18 00:13	10/06/18 13:45	1
trans-1,2-Dichloroethene	0.00023	U	0.00093	0.00023	mg/Kg	☼	10/05/18 00:13	10/06/18 13:45	1
<b>cis-1,2-Dichloroethene</b>	<b>0.00098</b>		0.00093	0.00014	mg/Kg	☼	10/05/18 00:13	10/06/18 13:45	1
Chloroform	0.00030	U	0.00093	0.00030	mg/Kg	☼	10/05/18 00:13	10/06/18 13:45	1
1,2-Dichloroethane	0.00028	U	0.00093	0.00028	mg/Kg	☼	10/05/18 00:13	10/06/18 13:45	1
2-Butanone	0.0010	U	0.0046	0.0010	mg/Kg	☼	10/05/18 00:13	10/06/18 13:45	1
1,1,1-Trichloroethane	0.00022	U	0.00093	0.00022	mg/Kg	☼	10/05/18 00:13	10/06/18 13:45	1
Carbon tetrachloride	0.00017	U	0.00093	0.00017	mg/Kg	☼	10/05/18 00:13	10/06/18 13:45	1
Bromodichloromethane	0.00024	U	0.00093	0.00024	mg/Kg	☼	10/05/18 00:13	10/06/18 13:45	1
1,2-Dichloropropane	0.00039	U	0.00093	0.00039	mg/Kg	☼	10/05/18 00:13	10/06/18 13:45	1
cis-1,3-Dichloropropene	0.00025	U	0.00093	0.00025	mg/Kg	☼	10/05/18 00:13	10/06/18 13:45	1
<b>Trichloroethene</b>	<b>0.00097</b>		0.00093	0.00013	mg/Kg	☼	10/05/18 00:13	10/06/18 13:45	1
Dibromochloromethane	0.00018	U	0.00093	0.00018	mg/Kg	☼	10/05/18 00:13	10/06/18 13:45	1
1,1,2-Trichloroethane	0.00017	U	0.00093	0.00017	mg/Kg	☼	10/05/18 00:13	10/06/18 13:45	1
<b>Benzene</b>	<b>0.00026</b>	<b>J</b>	0.00093	0.00024	mg/Kg	☼	10/05/18 00:13	10/06/18 13:45	1
trans-1,3-Dichloropropene	0.00025	U	0.00093	0.00025	mg/Kg	☼	10/05/18 00:13	10/06/18 13:45	1
Bromoform	0.00040	U	0.00093	0.00040	mg/Kg	☼	10/05/18 00:13	10/06/18 13:45	1
4-Methyl-2-pentanone	0.00062	U	0.0046	0.00062	mg/Kg	☼	10/05/18 00:13	10/06/18 13:45	1
2-Hexanone	0.00073	U	0.0046	0.00073	mg/Kg	☼	10/05/18 00:13	10/06/18 13:45	1
<b>Tetrachloroethene</b>	<b>0.00021</b>	<b>J</b>	0.00093	0.00013	mg/Kg	☼	10/05/18 00:13	10/06/18 13:45	1
1,1,2,2-Tetrachloroethane	0.00020	U	0.00093	0.00020	mg/Kg	☼	10/05/18 00:13	10/06/18 13:45	1
<b>Toluene</b>	<b>0.0015</b>		0.00093	0.00058	mg/Kg	☼	10/05/18 00:13	10/06/18 13:45	1
Chlorobenzene	0.00016	U	0.00093	0.00016	mg/Kg	☼	10/05/18 00:13	10/06/18 13:45	1
<b>Ethylbenzene</b>	<b>0.00020</b>	<b>J</b>	0.00093	0.00018	mg/Kg	☼	10/05/18 00:13	10/06/18 13:45	1
Styrene	0.00011	U	0.00093	0.00011	mg/Kg	☼	10/05/18 00:13	10/06/18 13:45	1
<b>Xylenes, Total</b>	<b>0.00043</b>	<b>J</b>	0.0019	0.00024	mg/Kg	☼	10/05/18 00:13	10/06/18 13:45	1
Freon TF	0.00028	U	0.00093	0.00028	mg/Kg	☼	10/05/18 00:13	10/06/18 13:45	1
MTBE	0.00012	U	0.00093	0.00012	mg/Kg	☼	10/05/18 00:13	10/06/18 13:45	1
Cyclohexane	0.00021	U	0.00093	0.00021	mg/Kg	☼	10/05/18 00:13	10/06/18 13:45	1
1,2-Dibromoethane	0.00017	U	0.00093	0.00017	mg/Kg	☼	10/05/18 00:13	10/06/18 13:45	1
1,3-Dichlorobenzene	0.00015	U	0.00093	0.00015	mg/Kg	☼	10/05/18 00:13	10/06/18 13:45	1
1,4-Dichlorobenzene	0.000093	U	0.00093	0.000093	mg/Kg	☼	10/05/18 00:13	10/06/18 13:45	1
1,2-Dichlorobenzene	0.00013	U	0.00093	0.00013	mg/Kg	☼	10/05/18 00:13	10/06/18 13:45	1

TestAmerica Edison

# Client Sample Results

Client: RT Environmental Services, Inc.  
Project/Site: Collins St Act 2

TestAmerica Job ID: 460-166026-1

**Client Sample ID: SB-314-19.5**

**Lab Sample ID: 460-166026-10**

**Date Collected: 10/03/18 10:40**

**Matrix: Solid**

**Date Received: 10/03/18 15:34**

**Percent Solids: 81.6**

## Method: 8260C - Volatile Organic Compounds by GC/MS (Continued)

Analyte	Result	Qualifier	RL	MDL	Unit	D	Prepared	Analyzed	Dil Fac
Naphthalene	0.00018	U	0.00093	0.00018	mg/Kg	☼	10/05/18 00:13	10/06/18 13:45	1
Dichlorodifluoromethane	0.00031	U	0.00093	0.00031	mg/Kg	☼	10/05/18 00:13	10/06/18 13:45	1
1,2,4-Trichlorobenzene	0.000086	U	0.00093	0.000086	mg/Kg	☼	10/05/18 00:13	10/06/18 13:45	1
1,2,4-Trimethylbenzene	0.000087	U	0.00093	0.000087	mg/Kg	☼	10/05/18 00:13	10/06/18 13:45	1
1,2-Dibromo-3-Chloropropane	0.00043	U	0.00093	0.00043	mg/Kg	☼	10/05/18 00:13	10/06/18 13:45	1
1,3,5-Trimethylbenzene	0.00011	U	0.00093	0.00011	mg/Kg	☼	10/05/18 00:13	10/06/18 13:45	1
Isopropylbenzene	0.00012	U	0.00093	0.00012	mg/Kg	☼	10/05/18 00:13	10/06/18 13:45	1
Methyl acetate	0.0040	U	0.0046	0.0040	mg/Kg	☼	10/05/18 00:13	10/06/18 13:45	1
<b>Methylcyclohexane</b>	<b>0.00028</b>	<b>J</b>	0.00093	0.00015	mg/Kg	☼	10/05/18 00:13	10/06/18 13:45	1
Surrogate	%Recovery	Qualifier	Limits				Prepared	Analyzed	Dil Fac
1,2-Dichloroethane-d4 (Surr)	103		78 - 135				10/05/18 00:13	10/06/18 13:45	1
Toluene-d8 (Surr)	97		73 - 121				10/05/18 00:13	10/06/18 13:45	1
Bromofluorobenzene	103		67 - 126				10/05/18 00:13	10/06/18 13:45	1
Dibromofluoromethane (Surr)	114		61 - 149				10/05/18 00:13	10/06/18 13:45	1

## Method: 8270D - Semivolatile Organic Compounds (GC/MS)

Analyte	Result	Qualifier	RL	MDL	Unit	D	Prepared	Analyzed	Dil Fac
Fluorene	0.0055	U	0.40	0.0055	mg/Kg	☼	10/05/18 09:25	10/06/18 12:55	1
Phenanthrene	0.0071	U	0.40	0.0071	mg/Kg	☼	10/05/18 09:25	10/06/18 12:55	1
Anthracene	0.0045	U	0.40	0.0045	mg/Kg	☼	10/05/18 09:25	10/06/18 12:55	1
Pyrene	0.010	U	0.40	0.010	mg/Kg	☼	10/05/18 09:25	10/06/18 12:55	1
Benzo[a]anthracene	0.014	U	0.040	0.014	mg/Kg	☼	10/05/18 09:25	10/06/18 12:55	1
Chrysene	0.0068	U	0.40	0.0068	mg/Kg	☼	10/05/18 09:25	10/06/18 12:55	1
Benzo[b]fluoranthene	0.010	U	0.040	0.010	mg/Kg	☼	10/05/18 09:25	10/06/18 12:55	1
Benzo[a]pyrene	0.011	U	0.040	0.011	mg/Kg	☼	10/05/18 09:25	10/06/18 12:55	1
Benzo[g,h,i]perylene	0.012	U	0.40	0.012	mg/Kg	☼	10/05/18 09:25	10/06/18 12:55	1
Surrogate	%Recovery	Qualifier	Limits				Prepared	Analyzed	Dil Fac
Nitrobenzene-d5	69		37 - 94				10/05/18 09:25	10/06/18 12:55	1
Terphenyl-d14	78		24 - 109				10/05/18 09:25	10/06/18 12:55	1
2-Fluorobiphenyl	66		38 - 95				10/05/18 09:25	10/06/18 12:55	1

## General Chemistry

Analyte	Result	Qualifier	RL	MDL	Unit	D	Prepared	Analyzed	Dil Fac
<b>Percent Moisture</b>	<b>18.4</b>		1.0	1.0	%			10/08/18 03:34	1
<b>Percent Solids</b>	<b>81.6</b>		1.0	1.0	%			10/08/18 03:34	1

**Client Sample ID: SB-315-14**

**Lab Sample ID: 460-166026-11**

**Date Collected: 10/03/18 11:05**

**Matrix: Solid**

**Date Received: 10/03/18 15:34**

**Percent Solids: 89.2**

## Method: 8260C - Volatile Organic Compounds by GC/MS

Analyte	Result	Qualifier	RL	MDL	Unit	D	Prepared	Analyzed	Dil Fac
Chloromethane	0.00035	U	0.00081	0.00035	mg/Kg	☼	10/05/18 00:13	10/06/18 14:09	1
Bromomethane	0.00039	U	0.00081	0.00039	mg/Kg	☼	10/05/18 00:13	10/06/18 14:09	1
Vinyl chloride	0.00044	U	0.00081	0.00044	mg/Kg	☼	10/05/18 00:13	10/06/18 14:09	1
Chloroethane	0.00042	U	0.00081	0.00042	mg/Kg	☼	10/05/18 00:13	10/06/18 14:09	1
<b>Methylene Chloride</b>	<b>0.0036</b>		0.00081	0.00013	mg/Kg	☼	10/05/18 00:13	10/06/18 14:09	1
Acetone	0.0031	U	0.0041	0.0031	mg/Kg	☼	10/05/18 00:13	10/06/18 14:09	1
Carbon disulfide	0.00022	U	0.00081	0.00022	mg/Kg	☼	10/05/18 00:13	10/06/18 14:09	1

TestAmerica Edison

# Client Sample Results

Client: RT Environmental Services, Inc.  
Project/Site: Collins St Act 2

TestAmerica Job ID: 460-166026-1

**Client Sample ID: SB-315-14**

**Lab Sample ID: 460-166026-11**

**Date Collected: 10/03/18 11:05**

**Matrix: Solid**

**Date Received: 10/03/18 15:34**

**Percent Solids: 89.2**

**Method: 8260C - Volatile Organic Compounds by GC/MS (Continued)**

Analyte	Result	Qualifier	RL	MDL	Unit	D	Prepared	Analyzed	Dil Fac
Trichlorofluoromethane	0.00033	U	0.00081	0.00033	mg/Kg	☼	10/05/18 00:13	10/06/18 14:09	1
1,1-Dichloroethene	0.00018	U	0.00081	0.00018	mg/Kg	☼	10/05/18 00:13	10/06/18 14:09	1
1,1-Dichloroethane	0.00017	U	0.00081	0.00017	mg/Kg	☼	10/05/18 00:13	10/06/18 14:09	1
trans-1,2-Dichloroethene	0.00020	U	0.00081	0.00020	mg/Kg	☼	10/05/18 00:13	10/06/18 14:09	1
cis-1,2-Dichloroethene	0.00012	U	0.00081	0.00012	mg/Kg	☼	10/05/18 00:13	10/06/18 14:09	1
Chloroform	0.00026	U	0.00081	0.00026	mg/Kg	☼	10/05/18 00:13	10/06/18 14:09	1
1,2-Dichloroethane	0.00024	U	0.00081	0.00024	mg/Kg	☼	10/05/18 00:13	10/06/18 14:09	1
2-Butanone	0.00090	U	0.0041	0.00090	mg/Kg	☼	10/05/18 00:13	10/06/18 14:09	1
1,1,1-Trichloroethane	0.00019	U	0.00081	0.00019	mg/Kg	☼	10/05/18 00:13	10/06/18 14:09	1
Carbon tetrachloride	0.00015	U	0.00081	0.00015	mg/Kg	☼	10/05/18 00:13	10/06/18 14:09	1
Bromodichloromethane	0.00021	U	0.00081	0.00021	mg/Kg	☼	10/05/18 00:13	10/06/18 14:09	1
1,2-Dichloropropane	0.00034	U	0.00081	0.00034	mg/Kg	☼	10/05/18 00:13	10/06/18 14:09	1
cis-1,3-Dichloropropene	0.00022	U	0.00081	0.00022	mg/Kg	☼	10/05/18 00:13	10/06/18 14:09	1
Trichloroethene	0.00012	U	0.00081	0.00012	mg/Kg	☼	10/05/18 00:13	10/06/18 14:09	1
Dibromochloromethane	0.00016	U	0.00081	0.00016	mg/Kg	☼	10/05/18 00:13	10/06/18 14:09	1
1,1,2-Trichloroethane	0.00014	U	0.00081	0.00014	mg/Kg	☼	10/05/18 00:13	10/06/18 14:09	1
Benzene	0.00021	U	0.00081	0.00021	mg/Kg	☼	10/05/18 00:13	10/06/18 14:09	1
trans-1,3-Dichloropropene	0.00022	U	0.00081	0.00022	mg/Kg	☼	10/05/18 00:13	10/06/18 14:09	1
Bromoform	0.00035	U	0.00081	0.00035	mg/Kg	☼	10/05/18 00:13	10/06/18 14:09	1
4-Methyl-2-pentanone	0.00054	U	0.0041	0.00054	mg/Kg	☼	10/05/18 00:13	10/06/18 14:09	1
2-Hexanone	0.00063	U	0.0041	0.00063	mg/Kg	☼	10/05/18 00:13	10/06/18 14:09	1
<b>Tetrachloroethene</b>	<b>0.00029</b>	<b>J</b>	0.00081	0.00012	mg/Kg	☼	10/05/18 00:13	10/06/18 14:09	1
1,1,2,2-Tetrachloroethane	0.00017	U	0.00081	0.00017	mg/Kg	☼	10/05/18 00:13	10/06/18 14:09	1
<b>Toluene</b>	<b>0.00068</b>	<b>J</b>	0.00081	0.00051	mg/Kg	☼	10/05/18 00:13	10/06/18 14:09	1
Chlorobenzene	0.00014	U	0.00081	0.00014	mg/Kg	☼	10/05/18 00:13	10/06/18 14:09	1
Ethylbenzene	0.00016	U	0.00081	0.00016	mg/Kg	☼	10/05/18 00:13	10/06/18 14:09	1
Styrene	0.00010	U	0.00081	0.00010	mg/Kg	☼	10/05/18 00:13	10/06/18 14:09	1
Xylenes, Total	0.00021	U	0.0016	0.00021	mg/Kg	☼	10/05/18 00:13	10/06/18 14:09	1
Freon TF	0.00024	U	0.00081	0.00024	mg/Kg	☼	10/05/18 00:13	10/06/18 14:09	1
MTBE	0.00010	U	0.00081	0.00010	mg/Kg	☼	10/05/18 00:13	10/06/18 14:09	1
Cyclohexane	0.00018	U	0.00081	0.00018	mg/Kg	☼	10/05/18 00:13	10/06/18 14:09	1
1,2-Dibromoethane	0.00015	U	0.00081	0.00015	mg/Kg	☼	10/05/18 00:13	10/06/18 14:09	1
1,3-Dichlorobenzene	0.00013	U	0.00081	0.00013	mg/Kg	☼	10/05/18 00:13	10/06/18 14:09	1
1,4-Dichlorobenzene	0.000081	U	0.00081	0.000081	mg/Kg	☼	10/05/18 00:13	10/06/18 14:09	1
1,2-Dichlorobenzene	0.00012	U	0.00081	0.00012	mg/Kg	☼	10/05/18 00:13	10/06/18 14:09	1
Naphthalene	0.00015	U	0.00081	0.00015	mg/Kg	☼	10/05/18 00:13	10/06/18 14:09	1
Dichlorodifluoromethane	0.00028	U	0.00081	0.00028	mg/Kg	☼	10/05/18 00:13	10/06/18 14:09	1
1,2,4-Trichlorobenzene	0.000075	U	0.00081	0.000075	mg/Kg	☼	10/05/18 00:13	10/06/18 14:09	1
1,2,4-Trimethylbenzene	0.000077	U	0.00081	0.000077	mg/Kg	☼	10/05/18 00:13	10/06/18 14:09	1
1,2-Dibromo-3-Chloropropane	0.00037	U	0.00081	0.00037	mg/Kg	☼	10/05/18 00:13	10/06/18 14:09	1
1,3,5-Trimethylbenzene	0.000094	U	0.00081	0.000094	mg/Kg	☼	10/05/18 00:13	10/06/18 14:09	1
Isopropylbenzene	0.00010	U	0.00081	0.00010	mg/Kg	☼	10/05/18 00:13	10/06/18 14:09	1
Methyl acetate	0.0035	U	0.0041	0.0035	mg/Kg	☼	10/05/18 00:13	10/06/18 14:09	1
Methylcyclohexane	0.00013	U	0.00081	0.00013	mg/Kg	☼	10/05/18 00:13	10/06/18 14:09	1

Surrogate	%Recovery	Qualifier	Limits	Prepared	Analyzed	Dil Fac
1,2-Dichloroethane-d4 (Surr)	109		78 - 135	10/05/18 00:13	10/06/18 14:09	1
Toluene-d8 (Surr)	99		73 - 121	10/05/18 00:13	10/06/18 14:09	1
Bromofluorobenzene	108		67 - 126	10/05/18 00:13	10/06/18 14:09	1
Dibromofluoromethane (Surr)	115		61 - 149	10/05/18 00:13	10/06/18 14:09	1

TestAmerica Edison



# Client Sample Results

Client: RT Environmental Services, Inc.  
Project/Site: Collins St Act 2

TestAmerica Job ID: 460-166026-1

## Method: 8270D - Semivolatile Organic Compounds (GC/MS)

Analyte	Result	Qualifier	RL	MDL	Unit	D	Prepared	Analyzed	Dil Fac
<b>Fluorene</b>	<b>0.016</b>	<b>J</b>	0.37	0.0050	mg/Kg	☼	10/05/18 09:25	10/06/18 13:18	1
<b>Phenanthrene</b>	<b>0.044</b>	<b>J</b>	0.37	0.0065	mg/Kg	☼	10/05/18 09:25	10/06/18 13:18	1
Anthracene	0.0041	U	0.37	0.0041	mg/Kg	☼	10/05/18 09:25	10/06/18 13:18	1
<b>Pyrene</b>	<b>0.022</b>	<b>J</b>	0.37	0.0092	mg/Kg	☼	10/05/18 09:25	10/06/18 13:18	1
Benzo[a]anthracene	0.013	U	0.037	0.013	mg/Kg	☼	10/05/18 09:25	10/06/18 13:18	1
Chrysene	0.0063	U	0.37	0.0063	mg/Kg	☼	10/05/18 09:25	10/06/18 13:18	1
Benzo[b]fluoranthene	0.0096	U	0.037	0.0096	mg/Kg	☼	10/05/18 09:25	10/06/18 13:18	1
Benzo[a]pyrene	0.0099	U	0.037	0.0099	mg/Kg	☼	10/05/18 09:25	10/06/18 13:18	1
Benzo[g,h,i]perylene	0.011	U	0.37	0.011	mg/Kg	☼	10/05/18 09:25	10/06/18 13:18	1
<b>Surrogate</b>	<b>%Recovery</b>	<b>Qualifier</b>	<b>Limits</b>				<b>Prepared</b>	<b>Analyzed</b>	<b>Dil Fac</b>
Nitrobenzene-d5	68		37 - 94				10/05/18 09:25	10/06/18 13:18	1
Terphenyl-d14	70		24 - 109				10/05/18 09:25	10/06/18 13:18	1
2-Fluorobiphenyl	63		38 - 95				10/05/18 09:25	10/06/18 13:18	1

## General Chemistry

Analyte	Result	Qualifier	RL	MDL	Unit	D	Prepared	Analyzed	Dil Fac
<b>Percent Moisture</b>	<b>10.8</b>		1.0	1.0	%			10/08/18 03:34	1
<b>Percent Solids</b>	<b>89.2</b>		1.0	1.0	%			10/08/18 03:34	1

**Client Sample ID: SB-315-19.5**

**Lab Sample ID: 460-166026-12**

**Date Collected: 10/03/18 11:10**

**Matrix: Solid**

**Date Received: 10/03/18 15:34**

**Percent Solids: 83.3**

## Method: 8260C - Volatile Organic Compounds by GC/MS

Analyte	Result	Qualifier	RL	MDL	Unit	D	Prepared	Analyzed	Dil Fac
Chloromethane	0.00050	U	0.0012	0.00050	mg/Kg	☼	10/05/18 00:14	10/06/18 14:33	1
Bromomethane	0.00055	U	0.0012	0.00055	mg/Kg	☼	10/05/18 00:14	10/06/18 14:33	1
Vinyl chloride	0.00063	U	0.0012	0.00063	mg/Kg	☼	10/05/18 00:14	10/06/18 14:33	1
Chloroethane	0.00060	U	0.0012	0.00060	mg/Kg	☼	10/05/18 00:14	10/06/18 14:33	1
<b>Methylene Chloride</b>	<b>0.0020</b>		0.0012	0.00019	mg/Kg	☼	10/05/18 00:14	10/06/18 14:33	1
<b>Acetone</b>	<b>0.0061</b>		0.0058	0.0044	mg/Kg	☼	10/05/18 00:14	10/06/18 14:33	1
Carbon disulfide	0.00031	U	0.0012	0.00031	mg/Kg	☼	10/05/18 00:14	10/06/18 14:33	1
Trichlorofluoromethane	0.00047	U	0.0012	0.00047	mg/Kg	☼	10/05/18 00:14	10/06/18 14:33	1
1,1-Dichloroethene	0.00026	U	0.0012	0.00026	mg/Kg	☼	10/05/18 00:14	10/06/18 14:33	1
1,1-Dichloroethane	0.00024	U	0.0012	0.00024	mg/Kg	☼	10/05/18 00:14	10/06/18 14:33	1
trans-1,2-Dichloroethene	0.00028	U	0.0012	0.00028	mg/Kg	☼	10/05/18 00:14	10/06/18 14:33	1
cis-1,2-Dichloroethene	0.00018	U	0.0012	0.00018	mg/Kg	☼	10/05/18 00:14	10/06/18 14:33	1
Chloroform	0.00037	U	0.0012	0.00037	mg/Kg	☼	10/05/18 00:14	10/06/18 14:33	1
1,2-Dichloroethane	0.00034	U	0.0012	0.00034	mg/Kg	☼	10/05/18 00:14	10/06/18 14:33	1
2-Butanone	0.0013	U	0.0058	0.0013	mg/Kg	☼	10/05/18 00:14	10/06/18 14:33	1
1,1,1-Trichloroethane	0.00027	U	0.0012	0.00027	mg/Kg	☼	10/05/18 00:14	10/06/18 14:33	1
Carbon tetrachloride	0.00021	U	0.0012	0.00021	mg/Kg	☼	10/05/18 00:14	10/06/18 14:33	1
Bromodichloromethane	0.00030	U	0.0012	0.00030	mg/Kg	☼	10/05/18 00:14	10/06/18 14:33	1
1,2-Dichloropropane	0.00049	U	0.0012	0.00049	mg/Kg	☼	10/05/18 00:14	10/06/18 14:33	1
cis-1,3-Dichloropropene	0.00032	U	0.0012	0.00032	mg/Kg	☼	10/05/18 00:14	10/06/18 14:33	1
Trichloroethene	0.00017	U	0.0012	0.00017	mg/Kg	☼	10/05/18 00:14	10/06/18 14:33	1
Dibromochloromethane	0.00022	U	0.0012	0.00022	mg/Kg	☼	10/05/18 00:14	10/06/18 14:33	1
1,1,2-Trichloroethane	0.00021	U	0.0012	0.00021	mg/Kg	☼	10/05/18 00:14	10/06/18 14:33	1
Benzene	0.00030	U	0.0012	0.00030	mg/Kg	☼	10/05/18 00:14	10/06/18 14:33	1
trans-1,3-Dichloropropene	0.00031	U	0.0012	0.00031	mg/Kg	☼	10/05/18 00:14	10/06/18 14:33	1
Bromoform	0.00049	U	0.0012	0.00049	mg/Kg	☼	10/05/18 00:14	10/06/18 14:33	1
4-Methyl-2-pentanone	0.00077	U	0.0058	0.00077	mg/Kg	☼	10/05/18 00:14	10/06/18 14:33	1
2-Hexanone	0.00090	U	0.0058	0.00090	mg/Kg	☼	10/05/18 00:14	10/06/18 14:33	1

TestAmerica Edison

# Client Sample Results

Client: RT Environmental Services, Inc.  
Project/Site: Collins St Act 2

TestAmerica Job ID: 460-166026-1

**Client Sample ID: SB-315-19.5**

**Lab Sample ID: 460-166026-12**

**Date Collected: 10/03/18 11:10**

**Matrix: Solid**

**Date Received: 10/03/18 15:34**

**Percent Solids: 83.3**

## Method: 8260C - Volatile Organic Compounds by GC/MS (Continued)

Analyte	Result	Qualifier	RL	MDL	Unit	D	Prepared	Analyzed	Dil Fac
Tetrachloroethene	0.00017	U	0.0012	0.00017	mg/Kg	☼	10/05/18 00:14	10/06/18 14:33	1
1,1,2,2-Tetrachloroethane	0.00025	U	0.0012	0.00025	mg/Kg	☼	10/05/18 00:14	10/06/18 14:33	1
Toluene	0.00072	U	0.0012	0.00072	mg/Kg	☼	10/05/18 00:14	10/06/18 14:33	1
Chlorobenzene	0.00021	U	0.0012	0.00021	mg/Kg	☼	10/05/18 00:14	10/06/18 14:33	1
Ethylbenzene	0.00023	U	0.0012	0.00023	mg/Kg	☼	10/05/18 00:14	10/06/18 14:33	1
Styrene	0.00014	U	0.0012	0.00014	mg/Kg	☼	10/05/18 00:14	10/06/18 14:33	1
Xylenes, Total	0.00029	U	0.0023	0.00029	mg/Kg	☼	10/05/18 00:14	10/06/18 14:33	1
Freon TF	0.00035	U	0.0012	0.00035	mg/Kg	☼	10/05/18 00:14	10/06/18 14:33	1
MTBE	0.00014	U	0.0012	0.00014	mg/Kg	☼	10/05/18 00:14	10/06/18 14:33	1
Cyclohexane	0.00026	U	0.0012	0.00026	mg/Kg	☼	10/05/18 00:14	10/06/18 14:33	1
1,2-Dibromoethane	0.00021	U	0.0012	0.00021	mg/Kg	☼	10/05/18 00:14	10/06/18 14:33	1
1,3-Dichlorobenzene	0.00018	U	0.0012	0.00018	mg/Kg	☼	10/05/18 00:14	10/06/18 14:33	1
1,4-Dichlorobenzene	0.00012	U	0.0012	0.00012	mg/Kg	☼	10/05/18 00:14	10/06/18 14:33	1
1,2-Dichlorobenzene	0.00017	U	0.0012	0.00017	mg/Kg	☼	10/05/18 00:14	10/06/18 14:33	1
Naphthalene	0.00022	U	0.0012	0.00022	mg/Kg	☼	10/05/18 00:14	10/06/18 14:33	1
Dichlorodifluoromethane	0.00039	U	0.0012	0.00039	mg/Kg	☼	10/05/18 00:14	10/06/18 14:33	1
1,2,4-Trichlorobenzene	0.00011	U	0.0012	0.00011	mg/Kg	☼	10/05/18 00:14	10/06/18 14:33	1
1,2,4-Trimethylbenzene	0.00011	U	0.0012	0.00011	mg/Kg	☼	10/05/18 00:14	10/06/18 14:33	1
1,2-Dibromo-3-Chloropropane	0.00053	U	0.0012	0.00053	mg/Kg	☼	10/05/18 00:14	10/06/18 14:33	1
1,3,5-Trimethylbenzene	0.00013	U	0.0012	0.00013	mg/Kg	☼	10/05/18 00:14	10/06/18 14:33	1
Isopropylbenzene	0.00015	U	0.0012	0.00015	mg/Kg	☼	10/05/18 00:14	10/06/18 14:33	1
Methyl acetate	0.0050	U	0.0058	0.0050	mg/Kg	☼	10/05/18 00:14	10/06/18 14:33	1
Methylcyclohexane	0.00019	U	0.0012	0.00019	mg/Kg	☼	10/05/18 00:14	10/06/18 14:33	1

Surrogate	%Recovery	Qualifier	Limits	Prepared	Analyzed	Dil Fac
1,2-Dichloroethane-d4 (Surr)	109		78 - 135	10/05/18 00:14	10/06/18 14:33	1
Toluene-d8 (Surr)	97		73 - 121	10/05/18 00:14	10/06/18 14:33	1
Bromofluorobenzene	106		67 - 126	10/05/18 00:14	10/06/18 14:33	1
Dibromofluoromethane (Surr)	113		61 - 149	10/05/18 00:14	10/06/18 14:33	1

## Method: 8270D - Semivolatile Organic Compounds (GC/MS)

Analyte	Result	Qualifier	RL	MDL	Unit	D	Prepared	Analyzed	Dil Fac
Fluorene	0.0054	U	0.40	0.0054	mg/Kg	☼	10/05/18 09:25	10/06/18 13:41	1
Phenanthrene	0.0070	U	0.40	0.0070	mg/Kg	☼	10/05/18 09:25	10/06/18 13:41	1
Anthracene	0.0044	U	0.40	0.0044	mg/Kg	☼	10/05/18 09:25	10/06/18 13:41	1
Pyrene	0.0099	U	0.40	0.0099	mg/Kg	☼	10/05/18 09:25	10/06/18 13:41	1
Benzo[a]anthracene	0.014	U	0.040	0.014	mg/Kg	☼	10/05/18 09:25	10/06/18 13:41	1
Chrysene	0.0067	U	0.40	0.0067	mg/Kg	☼	10/05/18 09:25	10/06/18 13:41	1
Benzo[b]fluoranthene	0.010	U	0.040	0.010	mg/Kg	☼	10/05/18 09:25	10/06/18 13:41	1
Benzo[a]pyrene	0.011	U	0.040	0.011	mg/Kg	☼	10/05/18 09:25	10/06/18 13:41	1
Benzo[g,h,i]perylene	0.012	U	0.40	0.012	mg/Kg	☼	10/05/18 09:25	10/06/18 13:41	1

Surrogate	%Recovery	Qualifier	Limits	Prepared	Analyzed	Dil Fac
Nitrobenzene-d5	64		37 - 94	10/05/18 09:25	10/06/18 13:41	1
Terphenyl-d14	64		24 - 109	10/05/18 09:25	10/06/18 13:41	1
2-Fluorobiphenyl	58		38 - 95	10/05/18 09:25	10/06/18 13:41	1

## General Chemistry

Analyte	Result	Qualifier	RL	MDL	Unit	D	Prepared	Analyzed	Dil Fac
Percent Moisture	16.7		1.0	1.0	%			10/08/18 03:34	1

TestAmerica Edison

# Client Sample Results

Client: RT Environmental Services, Inc.  
Project/Site: Collins St Act 2

TestAmerica Job ID: 460-166026-1

**Client Sample ID: SB-315-19.5**

**Lab Sample ID: 460-166026-12**

**Date Collected: 10/03/18 11:10**

**Matrix: Solid**

**Date Received: 10/03/18 15:34**

**Percent Solids: 83.3**

**General Chemistry (Continued)**

Analyte	Result	Qualifier	RL	MDL	Unit	D	Prepared	Analyzed	Dil Fac
Percent Solids	83.3		1.0	1.0	%			10/08/18 03:34	1

**Client Sample ID: SB-316-12.5**

**Lab Sample ID: 460-166026-13**

**Date Collected: 10/03/18 11:30**

**Matrix: Solid**

**Date Received: 10/03/18 15:34**

**Percent Solids: 95.1**

**Method: 8260C - Volatile Organic Compounds by GC/MS**

Analyte	Result	Qualifier	RL	MDL	Unit	D	Prepared	Analyzed	Dil Fac
Chloromethane	0.00032	U	0.00074	0.00032	mg/Kg	☼	10/05/18 00:14	10/06/18 14:57	1
Bromomethane	0.00035	U	0.00074	0.00035	mg/Kg	☼	10/05/18 00:14	10/06/18 14:57	1
Vinyl chloride	0.00041	U	0.00074	0.00041	mg/Kg	☼	10/05/18 00:14	10/06/18 14:57	1
Chloroethane	0.00039	U	0.00074	0.00039	mg/Kg	☼	10/05/18 00:14	10/06/18 14:57	1
<b>Methylene Chloride</b>	<b>0.0030</b>		0.00074	0.00012	mg/Kg	☼	10/05/18 00:14	10/06/18 14:57	1
<b>Acetone</b>	<b>0.0032</b>	<b>J</b>	0.0037	0.0028	mg/Kg	☼	10/05/18 00:14	10/06/18 14:57	1
Carbon disulfide	0.00020	U	0.00074	0.00020	mg/Kg	☼	10/05/18 00:14	10/06/18 14:57	1
Trichlorofluoromethane	0.00030	U	0.00074	0.00030	mg/Kg	☼	10/05/18 00:14	10/06/18 14:57	1
1,1-Dichloroethene	0.00017	U	0.00074	0.00017	mg/Kg	☼	10/05/18 00:14	10/06/18 14:57	1
1,1-Dichloroethane	0.00015	U	0.00074	0.00015	mg/Kg	☼	10/05/18 00:14	10/06/18 14:57	1
trans-1,2-Dichloroethene	0.00018	U	0.00074	0.00018	mg/Kg	☼	10/05/18 00:14	10/06/18 14:57	1
cis-1,2-Dichloroethene	0.00011	U	0.00074	0.00011	mg/Kg	☼	10/05/18 00:14	10/06/18 14:57	1
Chloroform	0.00024	U	0.00074	0.00024	mg/Kg	☼	10/05/18 00:14	10/06/18 14:57	1
1,2-Dichloroethane	0.00022	U	0.00074	0.00022	mg/Kg	☼	10/05/18 00:14	10/06/18 14:57	1
2-Butanone	0.00083	U	0.0037	0.00083	mg/Kg	☼	10/05/18 00:14	10/06/18 14:57	1
1,1,1-Trichloroethane	0.00017	U	0.00074	0.00017	mg/Kg	☼	10/05/18 00:14	10/06/18 14:57	1
Carbon tetrachloride	0.00013	U	0.00074	0.00013	mg/Kg	☼	10/05/18 00:14	10/06/18 14:57	1
Bromodichloromethane	0.00019	U	0.00074	0.00019	mg/Kg	☼	10/05/18 00:14	10/06/18 14:57	1
1,2-Dichloropropane	0.00032	U	0.00074	0.00032	mg/Kg	☼	10/05/18 00:14	10/06/18 14:57	1
cis-1,3-Dichloropropene	0.00020	U	0.00074	0.00020	mg/Kg	☼	10/05/18 00:14	10/06/18 14:57	1
Trichloroethene	0.00011	U	0.00074	0.00011	mg/Kg	☼	10/05/18 00:14	10/06/18 14:57	1
Dibromochloromethane	0.00014	U	0.00074	0.00014	mg/Kg	☼	10/05/18 00:14	10/06/18 14:57	1
1,1,2-Trichloroethane	0.00013	U	0.00074	0.00013	mg/Kg	☼	10/05/18 00:14	10/06/18 14:57	1
Benzene	0.00019	U	0.00074	0.00019	mg/Kg	☼	10/05/18 00:14	10/06/18 14:57	1
trans-1,3-Dichloropropene	0.00020	U	0.00074	0.00020	mg/Kg	☼	10/05/18 00:14	10/06/18 14:57	1
Bromoform	0.00032	U	0.00074	0.00032	mg/Kg	☼	10/05/18 00:14	10/06/18 14:57	1
4-Methyl-2-pentanone	0.00049	U	0.0037	0.00049	mg/Kg	☼	10/05/18 00:14	10/06/18 14:57	1
2-Hexanone	0.00058	U	0.0037	0.00058	mg/Kg	☼	10/05/18 00:14	10/06/18 14:57	1
Tetrachloroethene	0.00011	U	0.00074	0.00011	mg/Kg	☼	10/05/18 00:14	10/06/18 14:57	1
1,1,2,2-Tetrachloroethane	0.00016	U	0.00074	0.00016	mg/Kg	☼	10/05/18 00:14	10/06/18 14:57	1
Toluene	0.00047	U	0.00074	0.00047	mg/Kg	☼	10/05/18 00:14	10/06/18 14:57	1
Chlorobenzene	0.00013	U	0.00074	0.00013	mg/Kg	☼	10/05/18 00:14	10/06/18 14:57	1
Ethylbenzene	0.00015	U	0.00074	0.00015	mg/Kg	☼	10/05/18 00:14	10/06/18 14:57	1
Styrene	0.000092	U	0.00074	0.000092	mg/Kg	☼	10/05/18 00:14	10/06/18 14:57	1
Xylenes, Total	0.00019	U	0.0015	0.00019	mg/Kg	☼	10/05/18 00:14	10/06/18 14:57	1
Freon TF	0.00022	U	0.00074	0.00022	mg/Kg	☼	10/05/18 00:14	10/06/18 14:57	1
MTBE	0.000093	U	0.00074	0.000093	mg/Kg	☼	10/05/18 00:14	10/06/18 14:57	1
Cyclohexane	0.00016	U	0.00074	0.00016	mg/Kg	☼	10/05/18 00:14	10/06/18 14:57	1
1,2-Dibromoethane	0.00013	U	0.00074	0.00013	mg/Kg	☼	10/05/18 00:14	10/06/18 14:57	1
1,3-Dichlorobenzene	0.00012	U	0.00074	0.00012	mg/Kg	☼	10/05/18 00:14	10/06/18 14:57	1
1,4-Dichlorobenzene	0.000074	U	0.00074	0.000074	mg/Kg	☼	10/05/18 00:14	10/06/18 14:57	1
1,2-Dichlorobenzene	0.00011	U	0.00074	0.00011	mg/Kg	☼	10/05/18 00:14	10/06/18 14:57	1

TestAmerica Edison

# Client Sample Results

Client: RT Environmental Services, Inc.  
Project/Site: Collins St Act 2

TestAmerica Job ID: 460-166026-1

**Client Sample ID: SB-316-12.5**

**Lab Sample ID: 460-166026-13**

**Date Collected: 10/03/18 11:30**

**Matrix: Solid**

**Date Received: 10/03/18 15:34**

**Percent Solids: 95.1**

## Method: 8260C - Volatile Organic Compounds by GC/MS (Continued)

Analyte	Result	Qualifier	RL	MDL	Unit	D	Prepared	Analyzed	Dil Fac
Naphthalene	0.00014	U	0.00074	0.00014	mg/Kg	☼	10/05/18 00:14	10/06/18 14:57	1
Dichlorodifluoromethane	0.00025	U	0.00074	0.00025	mg/Kg	☼	10/05/18 00:14	10/06/18 14:57	1
1,2,4-Trichlorobenzene	0.000069	U	0.00074	0.000069	mg/Kg	☼	10/05/18 00:14	10/06/18 14:57	1
1,2,4-Trimethylbenzene	0.000070	U	0.00074	0.000070	mg/Kg	☼	10/05/18 00:14	10/06/18 14:57	1
1,2-Dibromo-3-Chloropropane	0.00034	U	0.00074	0.00034	mg/Kg	☼	10/05/18 00:14	10/06/18 14:57	1
1,3,5-Trimethylbenzene	0.000086	U	0.00074	0.000086	mg/Kg	☼	10/05/18 00:14	10/06/18 14:57	1
Isopropylbenzene	0.000094	U	0.00074	0.000094	mg/Kg	☼	10/05/18 00:14	10/06/18 14:57	1
Methyl acetate	0.0032	U	0.0037	0.0032	mg/Kg	☼	10/05/18 00:14	10/06/18 14:57	1
Methylcyclohexane	0.00012	U	0.00074	0.00012	mg/Kg	☼	10/05/18 00:14	10/06/18 14:57	1
Surrogate	%Recovery	Qualifier	Limits				Prepared	Analyzed	Dil Fac
1,2-Dichloroethane-d4 (Surr)	105		78 - 135				10/05/18 00:14	10/06/18 14:57	1
Toluene-d8 (Surr)	96		73 - 121				10/05/18 00:14	10/06/18 14:57	1
Bromofluorobenzene	106		67 - 126				10/05/18 00:14	10/06/18 14:57	1
Dibromofluoromethane (Surr)	112		61 - 149				10/05/18 00:14	10/06/18 14:57	1

## Method: 8270D - Semivolatile Organic Compounds (GC/MS)

Analyte	Result	Qualifier	RL	MDL	Unit	D	Prepared	Analyzed	Dil Fac
Fluorene	0.0047	U	0.35	0.0047	mg/Kg	☼	10/05/18 09:25	10/06/18 14:04	1
Phenanthrene	0.0061	U	0.35	0.0061	mg/Kg	☼	10/05/18 09:25	10/06/18 14:04	1
Anthracene	0.0039	U	0.35	0.0039	mg/Kg	☼	10/05/18 09:25	10/06/18 14:04	1
Pyrene	0.0086	U	0.35	0.0086	mg/Kg	☼	10/05/18 09:25	10/06/18 14:04	1
Benzo[a]anthracene	0.012	U	0.035	0.012	mg/Kg	☼	10/05/18 09:25	10/06/18 14:04	1
Chrysene	0.0059	U	0.35	0.0059	mg/Kg	☼	10/05/18 09:25	10/06/18 14:04	1
Benzo[b]fluoranthene	0.0090	U	0.035	0.0090	mg/Kg	☼	10/05/18 09:25	10/06/18 14:04	1
Benzo[a]pyrene	0.0093	U	0.035	0.0093	mg/Kg	☼	10/05/18 09:25	10/06/18 14:04	1
Benzo[g,h,i]perylene	0.010	U	0.35	0.010	mg/Kg	☼	10/05/18 09:25	10/06/18 14:04	1
Surrogate	%Recovery	Qualifier	Limits				Prepared	Analyzed	Dil Fac
Nitrobenzene-d5	115	X	37 - 94				10/05/18 09:25	10/06/18 14:04	1
Terphenyl-d14	129	X	24 - 109				10/05/18 09:25	10/06/18 14:04	1
2-Fluorobiphenyl	106	X	38 - 95				10/05/18 09:25	10/06/18 14:04	1

## General Chemistry

Analyte	Result	Qualifier	RL	MDL	Unit	D	Prepared	Analyzed	Dil Fac
Percent Moisture	4.9		1.0	1.0	%			10/08/18 03:34	1
Percent Solids	95.1		1.0	1.0	%			10/08/18 03:34	1

**Client Sample ID: SB-316-19.5**

**Lab Sample ID: 460-166026-14**

**Date Collected: 10/03/18 11:35**

**Matrix: Solid**

**Date Received: 10/03/18 15:34**

**Percent Solids: 80.5**

## Method: 8260C - Volatile Organic Compounds by GC/MS

Analyte	Result	Qualifier	RL	MDL	Unit	D	Prepared	Analyzed	Dil Fac
Chloromethane	0.00052	U	0.0012	0.00052	mg/Kg	☼	10/05/18 00:15	10/06/18 15:21	1
Bromomethane	0.00057	U	0.0012	0.00057	mg/Kg	☼	10/05/18 00:15	10/06/18 15:21	1
Vinyl chloride	0.00066	U	0.0012	0.00066	mg/Kg	☼	10/05/18 00:15	10/06/18 15:21	1
Chloroethane	0.00063	U	0.0012	0.00063	mg/Kg	☼	10/05/18 00:15	10/06/18 15:21	1
<b>Methylene Chloride</b>	<b>0.0060</b>		0.0012	0.00020	mg/Kg	☼	10/05/18 00:15	10/06/18 15:21	1
Acetone	0.0046	U	0.0060	0.0046	mg/Kg	☼	10/05/18 00:15	10/06/18 15:21	1
Carbon disulfide	0.00032	U	0.0012	0.00032	mg/Kg	☼	10/05/18 00:15	10/06/18 15:21	1

TestAmerica Edison

# Client Sample Results

Client: RT Environmental Services, Inc.  
Project/Site: Collins St Act 2

TestAmerica Job ID: 460-166026-1

**Client Sample ID: SB-316-19.5**

**Lab Sample ID: 460-166026-14**

**Date Collected: 10/03/18 11:35**

**Matrix: Solid**

**Date Received: 10/03/18 15:34**

**Percent Solids: 80.5**

**Method: 8260C - Volatile Organic Compounds by GC/MS (Continued)**

Analyte	Result	Qualifier	RL	MDL	Unit	D	Prepared	Analyzed	Dil Fac
Trichlorofluoromethane	0.00049	U	0.0012	0.00049	mg/Kg	☼	10/05/18 00:15	10/06/18 15:21	1
1,1-Dichloroethene	0.00027	U	0.0012	0.00027	mg/Kg	☼	10/05/18 00:15	10/06/18 15:21	1
1,1-Dichloroethane	0.00025	U	0.0012	0.00025	mg/Kg	☼	10/05/18 00:15	10/06/18 15:21	1
trans-1,2-Dichloroethene	0.00030	U	0.0012	0.00030	mg/Kg	☼	10/05/18 00:15	10/06/18 15:21	1
<b>cis-1,2-Dichloroethene</b>	<b>0.00024</b>	<b>J</b>	0.0012	0.00018	mg/Kg	☼	10/05/18 00:15	10/06/18 15:21	1
Chloroform	0.00038	U	0.0012	0.00038	mg/Kg	☼	10/05/18 00:15	10/06/18 15:21	1
1,2-Dichloroethane	0.00036	U	0.0012	0.00036	mg/Kg	☼	10/05/18 00:15	10/06/18 15:21	1
2-Butanone	0.0013	U	0.0060	0.0013	mg/Kg	☼	10/05/18 00:15	10/06/18 15:21	1
1,1,1-Trichloroethane	0.00028	U	0.0012	0.00028	mg/Kg	☼	10/05/18 00:15	10/06/18 15:21	1
Carbon tetrachloride	0.00022	U	0.0012	0.00022	mg/Kg	☼	10/05/18 00:15	10/06/18 15:21	1
Bromodichloromethane	0.00031	U	0.0012	0.00031	mg/Kg	☼	10/05/18 00:15	10/06/18 15:21	1
1,2-Dichloropropane	0.00051	U	0.0012	0.00051	mg/Kg	☼	10/05/18 00:15	10/06/18 15:21	1
cis-1,3-Dichloropropene	0.00033	U	0.0012	0.00033	mg/Kg	☼	10/05/18 00:15	10/06/18 15:21	1
<b>Trichloroethene</b>	<b>0.00027</b>	<b>J</b>	0.0012	0.00017	mg/Kg	☼	10/05/18 00:15	10/06/18 15:21	1
Dibromochloromethane	0.00023	U	0.0012	0.00023	mg/Kg	☼	10/05/18 00:15	10/06/18 15:21	1
1,1,2-Trichloroethane	0.00021	U	0.0012	0.00021	mg/Kg	☼	10/05/18 00:15	10/06/18 15:21	1
Benzene	0.00031	U	0.0012	0.00031	mg/Kg	☼	10/05/18 00:15	10/06/18 15:21	1
trans-1,3-Dichloropropene	0.00032	U	0.0012	0.00032	mg/Kg	☼	10/05/18 00:15	10/06/18 15:21	1
Bromoform	0.00051	U	0.0012	0.00051	mg/Kg	☼	10/05/18 00:15	10/06/18 15:21	1
4-Methyl-2-pentanone	0.00080	U	0.0060	0.00080	mg/Kg	☼	10/05/18 00:15	10/06/18 15:21	1
2-Hexanone	0.00094	U	0.0060	0.00094	mg/Kg	☼	10/05/18 00:15	10/06/18 15:21	1
<b>Tetrachloroethene</b>	<b>0.0011</b>	<b>J</b>	0.0012	0.00017	mg/Kg	☼	10/05/18 00:15	10/06/18 15:21	1
1,1,2,2-Tetrachloroethane	0.00026	U	0.0012	0.00026	mg/Kg	☼	10/05/18 00:15	10/06/18 15:21	1
<b>Toluene</b>	<b>0.00088</b>	<b>J</b>	0.0012	0.00075	mg/Kg	☼	10/05/18 00:15	10/06/18 15:21	1
Chlorobenzene	0.00021	U	0.0012	0.00021	mg/Kg	☼	10/05/18 00:15	10/06/18 15:21	1
Ethylbenzene	0.00024	U	0.0012	0.00024	mg/Kg	☼	10/05/18 00:15	10/06/18 15:21	1
Styrene	0.00015	U	0.0012	0.00015	mg/Kg	☼	10/05/18 00:15	10/06/18 15:21	1
Xylenes, Total	0.00030	U	0.0024	0.00030	mg/Kg	☼	10/05/18 00:15	10/06/18 15:21	1
Freon TF	0.00036	U	0.0012	0.00036	mg/Kg	☼	10/05/18 00:15	10/06/18 15:21	1
MTBE	0.00015	U	0.0012	0.00015	mg/Kg	☼	10/05/18 00:15	10/06/18 15:21	1
Cyclohexane	0.00027	U	0.0012	0.00027	mg/Kg	☼	10/05/18 00:15	10/06/18 15:21	1
1,2-Dibromoethane	0.00022	U	0.0012	0.00022	mg/Kg	☼	10/05/18 00:15	10/06/18 15:21	1
1,3-Dichlorobenzene	0.00019	U	0.0012	0.00019	mg/Kg	☼	10/05/18 00:15	10/06/18 15:21	1
1,4-Dichlorobenzene	0.00012	U	0.0012	0.00012	mg/Kg	☼	10/05/18 00:15	10/06/18 15:21	1
1,2-Dichlorobenzene	0.00017	U	0.0012	0.00017	mg/Kg	☼	10/05/18 00:15	10/06/18 15:21	1
Naphthalene	0.00023	U	0.0012	0.00023	mg/Kg	☼	10/05/18 00:15	10/06/18 15:21	1
Dichlorodifluoromethane	0.00041	U	0.0012	0.00041	mg/Kg	☼	10/05/18 00:15	10/06/18 15:21	1
1,2,4-Trichlorobenzene	0.00011	U	0.0012	0.00011	mg/Kg	☼	10/05/18 00:15	10/06/18 15:21	1
1,2,4-Trimethylbenzene	0.00011	U	0.0012	0.00011	mg/Kg	☼	10/05/18 00:15	10/06/18 15:21	1
1,2-Dibromo-3-Chloropropane	0.00055	U	0.0012	0.00055	mg/Kg	☼	10/05/18 00:15	10/06/18 15:21	1
1,3,5-Trimethylbenzene	0.00014	U	0.0012	0.00014	mg/Kg	☼	10/05/18 00:15	10/06/18 15:21	1
Isopropylbenzene	0.00015	U	0.0012	0.00015	mg/Kg	☼	10/05/18 00:15	10/06/18 15:21	1
Methyl acetate	0.0052	U	0.0060	0.0052	mg/Kg	☼	10/05/18 00:15	10/06/18 15:21	1
Methylcyclohexane	0.00019	U	0.0012	0.00019	mg/Kg	☼	10/05/18 00:15	10/06/18 15:21	1

Surrogate	%Recovery	Qualifier	Limits	Prepared	Analyzed	Dil Fac
1,2-Dichloroethane-d4 (Surr)	108		78 - 135	10/05/18 00:15	10/06/18 15:21	1
Toluene-d8 (Surr)	99		73 - 121	10/05/18 00:15	10/06/18 15:21	1
Bromofluorobenzene	107		67 - 126	10/05/18 00:15	10/06/18 15:21	1
Dibromofluoromethane (Surr)	116		61 - 149	10/05/18 00:15	10/06/18 15:21	1

TestAmerica Edison

# Client Sample Results

Client: RT Environmental Services, Inc.  
Project/Site: Collins St Act 2

TestAmerica Job ID: 460-166026-1

## Method: 8270D - Semivolatile Organic Compounds (GC/MS)

Analyte	Result	Qualifier	RL	MDL	Unit	D	Prepared	Analyzed	Dil Fac
Fluorene	0.0056	U	0.41	0.0056	mg/Kg	☼	10/05/18 09:25	10/06/18 14:27	1
Phenanthrene	0.0072	U	0.41	0.0072	mg/Kg	☼	10/05/18 09:25	10/06/18 14:27	1
Anthracene	0.0046	U	0.41	0.0046	mg/Kg	☼	10/05/18 09:25	10/06/18 14:27	1
Pyrene	0.010	U	0.41	0.010	mg/Kg	☼	10/05/18 09:25	10/06/18 14:27	1
Benzo[a]anthracene	0.014	U	0.041	0.014	mg/Kg	☼	10/05/18 09:25	10/06/18 14:27	1
Chrysene	0.0069	U	0.41	0.0069	mg/Kg	☼	10/05/18 09:25	10/06/18 14:27	1
Benzo[b]fluoranthene	0.011	U	0.041	0.011	mg/Kg	☼	10/05/18 09:25	10/06/18 14:27	1
Benzo[a]pyrene	0.011	U	0.041	0.011	mg/Kg	☼	10/05/18 09:25	10/06/18 14:27	1
Benzo[g,h,i]perylene	0.012	U	0.41	0.012	mg/Kg	☼	10/05/18 09:25	10/06/18 14:27	1

Surrogate	%Recovery	Qualifier	Limits	Prepared	Analyzed	Dil Fac
Nitrobenzene-d5	64		37 - 94	10/05/18 09:25	10/06/18 14:27	1
Terphenyl-d14	71		24 - 109	10/05/18 09:25	10/06/18 14:27	1
2-Fluorobiphenyl	57		38 - 95	10/05/18 09:25	10/06/18 14:27	1

## General Chemistry

Analyte	Result	Qualifier	RL	MDL	Unit	D	Prepared	Analyzed	Dil Fac
Percent Moisture	19.5		1.0	1.0	%			10/08/18 03:34	1
Percent Solids	80.5		1.0	1.0	%			10/08/18 03:34	1

Client Sample ID: SB-317-13

Lab Sample ID: 460-166026-15

Date Collected: 10/03/18 12:00

Matrix: Solid

Date Received: 10/03/18 15:34

Percent Solids: 94.1

## Method: 8260C - Volatile Organic Compounds by GC/MS

Analyte	Result	Qualifier	RL	MDL	Unit	D	Prepared	Analyzed	Dil Fac
Chloromethane	0.00035	U	0.00080	0.00035	mg/Kg	☼	10/05/18 00:15	10/06/18 15:45	1
Bromomethane	0.00038	U	0.00080	0.00038	mg/Kg	☼	10/05/18 00:15	10/06/18 15:45	1
Vinyl chloride	0.00044	U	0.00080	0.00044	mg/Kg	☼	10/05/18 00:15	10/06/18 15:45	1
Chloroethane	0.00042	U	0.00080	0.00042	mg/Kg	☼	10/05/18 00:15	10/06/18 15:45	1
Methylene Chloride	0.0036		0.00080	0.00013	mg/Kg	☼	10/05/18 00:15	10/06/18 15:45	1
Acetone	0.0033	J	0.0040	0.0030	mg/Kg	☼	10/05/18 00:15	10/06/18 15:45	1
Carbon disulfide	0.00021	U	0.00080	0.00021	mg/Kg	☼	10/05/18 00:15	10/06/18 15:45	1
Trichlorofluoromethane	0.00033	U	0.00080	0.00033	mg/Kg	☼	10/05/18 00:15	10/06/18 15:45	1
1,1-Dichloroethene	0.00018	U	0.00080	0.00018	mg/Kg	☼	10/05/18 00:15	10/06/18 15:45	1
1,1-Dichloroethane	0.00017	U	0.00080	0.00017	mg/Kg	☼	10/05/18 00:15	10/06/18 15:45	1
trans-1,2-Dichloroethene	0.00020	U	0.00080	0.00020	mg/Kg	☼	10/05/18 00:15	10/06/18 15:45	1
cis-1,2-Dichloroethene	0.00012	U	0.00080	0.00012	mg/Kg	☼	10/05/18 00:15	10/06/18 15:45	1
Chloroform	0.00026	U	0.00080	0.00026	mg/Kg	☼	10/05/18 00:15	10/06/18 15:45	1
1,2-Dichloroethane	0.00024	U	0.00080	0.00024	mg/Kg	☼	10/05/18 00:15	10/06/18 15:45	1
2-Butanone	0.00089	U	0.0040	0.00089	mg/Kg	☼	10/05/18 00:15	10/06/18 15:45	1
1,1,1-Trichloroethane	0.00019	U	0.00080	0.00019	mg/Kg	☼	10/05/18 00:15	10/06/18 15:45	1
Carbon tetrachloride	0.00015	U	0.00080	0.00015	mg/Kg	☼	10/05/18 00:15	10/06/18 15:45	1
Bromodichloromethane	0.00021	U	0.00080	0.00021	mg/Kg	☼	10/05/18 00:15	10/06/18 15:45	1
1,2-Dichloropropane	0.00034	U	0.00080	0.00034	mg/Kg	☼	10/05/18 00:15	10/06/18 15:45	1
cis-1,3-Dichloropropene	0.00022	U	0.00080	0.00022	mg/Kg	☼	10/05/18 00:15	10/06/18 15:45	1
Trichloroethene	0.00012	U	0.00080	0.00012	mg/Kg	☼	10/05/18 00:15	10/06/18 15:45	1
Dibromochloromethane	0.00016	U	0.00080	0.00016	mg/Kg	☼	10/05/18 00:15	10/06/18 15:45	1
1,1,2-Trichloroethane	0.00014	U	0.00080	0.00014	mg/Kg	☼	10/05/18 00:15	10/06/18 15:45	1
Benzene	0.00030	J	0.00080	0.00021	mg/Kg	☼	10/05/18 00:15	10/06/18 15:45	1
trans-1,3-Dichloropropene	0.00021	U	0.00080	0.00021	mg/Kg	☼	10/05/18 00:15	10/06/18 15:45	1
Bromoform	0.00034	U	0.00080	0.00034	mg/Kg	☼	10/05/18 00:15	10/06/18 15:45	1
4-Methyl-2-pentanone	0.00053	U	0.0040	0.00053	mg/Kg	☼	10/05/18 00:15	10/06/18 15:45	1
2-Hexanone	0.00063	U	0.0040	0.00063	mg/Kg	☼	10/05/18 00:15	10/06/18 15:45	1

TestAmerica Edison

# Client Sample Results

Client: RT Environmental Services, Inc.  
Project/Site: Collins St Act 2

TestAmerica Job ID: 460-166026-1

**Client Sample ID: SB-317-13**

**Lab Sample ID: 460-166026-15**

**Date Collected: 10/03/18 12:00**

**Matrix: Solid**

**Date Received: 10/03/18 15:34**

**Percent Solids: 94.1**

## Method: 8260C - Volatile Organic Compounds by GC/MS (Continued)

Analyte	Result	Qualifier	RL	MDL	Unit	D	Prepared	Analyzed	Dil Fac
Tetrachloroethene	0.00011	U	0.00080	0.00011	mg/Kg	☼	10/05/18 00:15	10/06/18 15:45	1
1,1,2,2-Tetrachloroethane	0.00017	U	0.00080	0.00017	mg/Kg	☼	10/05/18 00:15	10/06/18 15:45	1
<b>Toluene</b>	<b>0.0018</b>		0.00080	0.00050	mg/Kg	☼	10/05/18 00:15	10/06/18 15:45	1
Chlorobenzene	0.00014	U	0.00080	0.00014	mg/Kg	☼	10/05/18 00:15	10/06/18 15:45	1
Ethylbenzene	0.00016	U	0.00080	0.00016	mg/Kg	☼	10/05/18 00:15	10/06/18 15:45	1
Styrene	0.000099	U	0.00080	0.000099	mg/Kg	☼	10/05/18 00:15	10/06/18 15:45	1
Xylenes, Total	0.00020	U	0.0016	0.00020	mg/Kg	☼	10/05/18 00:15	10/06/18 15:45	1
Freon TF	0.00024	U	0.00080	0.00024	mg/Kg	☼	10/05/18 00:15	10/06/18 15:45	1
MTBE	0.00010	U	0.00080	0.00010	mg/Kg	☼	10/05/18 00:15	10/06/18 15:45	1
Cyclohexane	0.00018	U	0.00080	0.00018	mg/Kg	☼	10/05/18 00:15	10/06/18 15:45	1
1,2-Dibromoethane	0.00014	U	0.00080	0.00014	mg/Kg	☼	10/05/18 00:15	10/06/18 15:45	1
1,3-Dichlorobenzene	0.00013	U	0.00080	0.00013	mg/Kg	☼	10/05/18 00:15	10/06/18 15:45	1
1,4-Dichlorobenzene	0.000080	U	0.00080	0.000080	mg/Kg	☼	10/05/18 00:15	10/06/18 15:45	1
1,2-Dichlorobenzene	0.00012	U	0.00080	0.00012	mg/Kg	☼	10/05/18 00:15	10/06/18 15:45	1
Naphthalene	0.00015	U	0.00080	0.00015	mg/Kg	☼	10/05/18 00:15	10/06/18 15:45	1
Dichlorodifluoromethane	0.00027	U	0.00080	0.00027	mg/Kg	☼	10/05/18 00:15	10/06/18 15:45	1
1,2,4-Trichlorobenzene	0.000074	U	0.00080	0.000074	mg/Kg	☼	10/05/18 00:15	10/06/18 15:45	1
1,2,4-Trimethylbenzene	0.000075	U	0.00080	0.000075	mg/Kg	☼	10/05/18 00:15	10/06/18 15:45	1
1,2-Dibromo-3-Chloropropane	0.00037	U	0.00080	0.00037	mg/Kg	☼	10/05/18 00:15	10/06/18 15:45	1
1,3,5-Trimethylbenzene	0.000092	U	0.00080	0.000092	mg/Kg	☼	10/05/18 00:15	10/06/18 15:45	1
Isopropylbenzene	0.00010	U	0.00080	0.00010	mg/Kg	☼	10/05/18 00:15	10/06/18 15:45	1
Methyl acetate	0.0035	U	0.0040	0.0035	mg/Kg	☼	10/05/18 00:15	10/06/18 15:45	1
Methylcyclohexane	0.00013	U	0.00080	0.00013	mg/Kg	☼	10/05/18 00:15	10/06/18 15:45	1

Surrogate	%Recovery	Qualifier	Limits	Prepared	Analyzed	Dil Fac
1,2-Dichloroethane-d4 (Surr)	104		78 - 135	10/05/18 00:15	10/06/18 15:45	1
Toluene-d8 (Surr)	93		73 - 121	10/05/18 00:15	10/06/18 15:45	1
Bromofluorobenzene	102		67 - 126	10/05/18 00:15	10/06/18 15:45	1
Dibromofluoromethane (Surr)	111		61 - 149	10/05/18 00:15	10/06/18 15:45	1

## Method: 8270D - Semivolatile Organic Compounds (GC/MS)

Analyte	Result	Qualifier	RL	MDL	Unit	D	Prepared	Analyzed	Dil Fac
Fluorene	0.0048	U	0.35	0.0048	mg/Kg	☼	10/05/18 09:25	10/06/18 14:51	1
Phenanthrene	0.0062	U	0.35	0.0062	mg/Kg	☼	10/05/18 09:25	10/06/18 14:51	1
Anthracene	0.0039	U	0.35	0.0039	mg/Kg	☼	10/05/18 09:25	10/06/18 14:51	1
Pyrene	0.0087	U	0.35	0.0087	mg/Kg	☼	10/05/18 09:25	10/06/18 14:51	1
Benzo[a]anthracene	0.012	U	0.035	0.012	mg/Kg	☼	10/05/18 09:25	10/06/18 14:51	1
Chrysene	0.0059	U	0.35	0.0059	mg/Kg	☼	10/05/18 09:25	10/06/18 14:51	1
Benzo[b]fluoranthene	0.0091	U	0.035	0.0091	mg/Kg	☼	10/05/18 09:25	10/06/18 14:51	1
Benzo[a]pyrene	0.0094	U	0.035	0.0094	mg/Kg	☼	10/05/18 09:25	10/06/18 14:51	1
Benzo[g,h,i]perylene	0.010	U	0.35	0.010	mg/Kg	☼	10/05/18 09:25	10/06/18 14:51	1

Surrogate	%Recovery	Qualifier	Limits	Prepared	Analyzed	Dil Fac
Nitrobenzene-d5	75		37 - 94	10/05/18 09:25	10/06/18 14:51	1
Terphenyl-d14	72		24 - 109	10/05/18 09:25	10/06/18 14:51	1
2-Fluorobiphenyl	68		38 - 95	10/05/18 09:25	10/06/18 14:51	1

## General Chemistry

Analyte	Result	Qualifier	RL	MDL	Unit	D	Prepared	Analyzed	Dil Fac
Percent Moisture	5.9		1.0	1.0	%			10/08/18 03:34	1

TestAmerica Edison

# Client Sample Results

Client: RT Environmental Services, Inc.  
Project/Site: Collins St Act 2

TestAmerica Job ID: 460-166026-1

**Client Sample ID: SB-317-13**

**Lab Sample ID: 460-166026-15**

**Date Collected: 10/03/18 12:00**

**Matrix: Solid**

**Date Received: 10/03/18 15:34**

**Percent Solids: 94.1**

**General Chemistry (Continued)**

Analyte	Result	Qualifier	RL	MDL	Unit	D	Prepared	Analyzed	Dil Fac
Percent Solids	94.1		1.0	1.0	%			10/08/18 03:34	1

**Client Sample ID: SB-317-19.5**

**Lab Sample ID: 460-166026-16**

**Date Collected: 10/03/18 12:05**

**Matrix: Solid**

**Date Received: 10/03/18 15:34**

**Percent Solids: 82.2**

**Method: 8260C - Volatile Organic Compounds by GC/MS**

Analyte	Result	Qualifier	RL	MDL	Unit	D	Prepared	Analyzed	Dil Fac
Chloromethane	0.00055	U	0.0013	0.00055	mg/Kg	☼	10/05/18 00:15	10/06/18 16:09	1
Bromomethane	0.00060	U	0.0013	0.00060	mg/Kg	☼	10/05/18 00:15	10/06/18 16:09	1
Vinyl chloride	0.00069	U	0.0013	0.00069	mg/Kg	☼	10/05/18 00:15	10/06/18 16:09	1
Chloroethane	0.00066	U	0.0013	0.00066	mg/Kg	☼	10/05/18 00:15	10/06/18 16:09	1
<b>Methylene Chloride</b>	<b>0.0083</b>		0.0013	0.00021	mg/Kg	☼	10/05/18 00:15	10/06/18 16:09	1
<b>Acetone</b>	<b>0.0053</b>	<b>J</b>	0.0063	0.0048	mg/Kg	☼	10/05/18 00:15	10/06/18 16:09	1
Carbon disulfide	0.00034	U	0.0013	0.00034	mg/Kg	☼	10/05/18 00:15	10/06/18 16:09	1
Trichlorofluoromethane	0.00051	U	0.0013	0.00051	mg/Kg	☼	10/05/18 00:15	10/06/18 16:09	1
1,1-Dichloroethene	0.00028	U	0.0013	0.00028	mg/Kg	☼	10/05/18 00:15	10/06/18 16:09	1
1,1-Dichloroethane	0.00026	U	0.0013	0.00026	mg/Kg	☼	10/05/18 00:15	10/06/18 16:09	1
trans-1,2-Dichloroethene	0.00031	U	0.0013	0.00031	mg/Kg	☼	10/05/18 00:15	10/06/18 16:09	1
<b>cis-1,2-Dichloroethene</b>	<b>0.0031</b>		0.0013	0.00019	mg/Kg	☼	10/05/18 00:15	10/06/18 16:09	1
Chloroform	0.00040	U	0.0013	0.00040	mg/Kg	☼	10/05/18 00:15	10/06/18 16:09	1
1,2-Dichloroethane	0.00037	U	0.0013	0.00037	mg/Kg	☼	10/05/18 00:15	10/06/18 16:09	1
2-Butanone	0.0014	U	0.0063	0.0014	mg/Kg	☼	10/05/18 00:15	10/06/18 16:09	1
1,1,1-Trichloroethane	0.00029	U	0.0013	0.00029	mg/Kg	☼	10/05/18 00:15	10/06/18 16:09	1
Carbon tetrachloride	0.00023	U	0.0013	0.00023	mg/Kg	☼	10/05/18 00:15	10/06/18 16:09	1
Bromodichloromethane	0.00032	U	0.0013	0.00032	mg/Kg	☼	10/05/18 00:15	10/06/18 16:09	1
1,2-Dichloropropane	0.00053	U	0.0013	0.00053	mg/Kg	☼	10/05/18 00:15	10/06/18 16:09	1
cis-1,3-Dichloropropene	0.00034	U	0.0013	0.00034	mg/Kg	☼	10/05/18 00:15	10/06/18 16:09	1
<b>Trichloroethene</b>	<b>0.0018</b>		0.0013	0.00018	mg/Kg	☼	10/05/18 00:15	10/06/18 16:09	1
Dibromochloromethane	0.00024	U	0.0013	0.00024	mg/Kg	☼	10/05/18 00:15	10/06/18 16:09	1
1,1,2-Trichloroethane	0.00022	U	0.0013	0.00022	mg/Kg	☼	10/05/18 00:15	10/06/18 16:09	1
Benzene	0.00033	U	0.0013	0.00033	mg/Kg	☼	10/05/18 00:15	10/06/18 16:09	1
trans-1,3-Dichloropropene	0.00034	U	0.0013	0.00034	mg/Kg	☼	10/05/18 00:15	10/06/18 16:09	1
Bromoform	0.00054	U	0.0013	0.00054	mg/Kg	☼	10/05/18 00:15	10/06/18 16:09	1
4-Methyl-2-pentanone	0.00084	U	0.0063	0.00084	mg/Kg	☼	10/05/18 00:15	10/06/18 16:09	1
2-Hexanone	0.00098	U	0.0063	0.00098	mg/Kg	☼	10/05/18 00:15	10/06/18 16:09	1
<b>Tetrachloroethene</b>	<b>0.0030</b>		0.0013	0.00018	mg/Kg	☼	10/05/18 00:15	10/06/18 16:09	1
1,1,2,2-Tetrachloroethane	0.00027	U	0.0013	0.00027	mg/Kg	☼	10/05/18 00:15	10/06/18 16:09	1
Toluene	0.00079	U	0.0013	0.00079	mg/Kg	☼	10/05/18 00:15	10/06/18 16:09	1
Chlorobenzene	0.00022	U	0.0013	0.00022	mg/Kg	☼	10/05/18 00:15	10/06/18 16:09	1
Ethylbenzene	0.00025	U	0.0013	0.00025	mg/Kg	☼	10/05/18 00:15	10/06/18 16:09	1
Styrene	0.00016	U	0.0013	0.00016	mg/Kg	☼	10/05/18 00:15	10/06/18 16:09	1
Xylenes, Total	0.00032	U	0.0025	0.00032	mg/Kg	☼	10/05/18 00:15	10/06/18 16:09	1
Freon TF	0.00038	U	0.0013	0.00038	mg/Kg	☼	10/05/18 00:15	10/06/18 16:09	1
MTBE	0.00016	U	0.0013	0.00016	mg/Kg	☼	10/05/18 00:15	10/06/18 16:09	1
Cyclohexane	0.00028	U	0.0013	0.00028	mg/Kg	☼	10/05/18 00:15	10/06/18 16:09	1
1,2-Dibromoethane	0.00023	U	0.0013	0.00023	mg/Kg	☼	10/05/18 00:15	10/06/18 16:09	1
1,3-Dichlorobenzene	0.00020	U	0.0013	0.00020	mg/Kg	☼	10/05/18 00:15	10/06/18 16:09	1
1,4-Dichlorobenzene	0.00013	U	0.0013	0.00013	mg/Kg	☼	10/05/18 00:15	10/06/18 16:09	1
1,2-Dichlorobenzene	0.00018	U	0.0013	0.00018	mg/Kg	☼	10/05/18 00:15	10/06/18 16:09	1

TestAmerica Edison



# Client Sample Results

Client: RT Environmental Services, Inc.  
Project/Site: Collins St Act 2

TestAmerica Job ID: 460-166026-1

**Client Sample ID: SB-317-19.5**

**Lab Sample ID: 460-166026-16**

**Date Collected: 10/03/18 12:05**

**Matrix: Solid**

**Date Received: 10/03/18 15:34**

**Percent Solids: 82.2**

**Method: 8260C - Volatile Organic Compounds by GC/MS (Continued)**

Analyte	Result	Qualifier	RL	MDL	Unit	D	Prepared	Analyzed	Dil Fac
Naphthalene	0.00024	U	0.0013	0.00024	mg/Kg	☼	10/05/18 00:15	10/06/18 16:09	1
Dichlorodifluoromethane	0.00043	U	0.0013	0.00043	mg/Kg	☼	10/05/18 00:15	10/06/18 16:09	1
1,2,4-Trichlorobenzene	0.00012	U	0.0013	0.00012	mg/Kg	☼	10/05/18 00:15	10/06/18 16:09	1
1,2,4-Trimethylbenzene	0.00012	U	0.0013	0.00012	mg/Kg	☼	10/05/18 00:15	10/06/18 16:09	1
1,2-Dibromo-3-Chloropropane	0.00058	U	0.0013	0.00058	mg/Kg	☼	10/05/18 00:15	10/06/18 16:09	1
1,3,5-Trimethylbenzene	0.00015	U	0.0013	0.00015	mg/Kg	☼	10/05/18 00:15	10/06/18 16:09	1
Isopropylbenzene	0.00016	U	0.0013	0.00016	mg/Kg	☼	10/05/18 00:15	10/06/18 16:09	1
Methyl acetate	0.0054	U	0.0063	0.0054	mg/Kg	☼	10/05/18 00:15	10/06/18 16:09	1
Methylcyclohexane	0.00020	U	0.0013	0.00020	mg/Kg	☼	10/05/18 00:15	10/06/18 16:09	1
<b>Surrogate</b>	<b>%Recovery</b>	<b>Qualifier</b>	<b>Limits</b>				<b>Prepared</b>	<b>Analyzed</b>	<b>Dil Fac</b>
1,2-Dichloroethane-d4 (Surr)	106		78 - 135				10/05/18 00:15	10/06/18 16:09	1
Toluene-d8 (Surr)	94		73 - 121				10/05/18 00:15	10/06/18 16:09	1
Bromofluorobenzene	102		67 - 126				10/05/18 00:15	10/06/18 16:09	1
Dibromofluoromethane (Surr)	114		61 - 149				10/05/18 00:15	10/06/18 16:09	1

**Method: 8270D - Semivolatile Organic Compounds (GC/MS)**

Analyte	Result	Qualifier	RL	MDL	Unit	D	Prepared	Analyzed	Dil Fac
Fluorene	0.0055	U	0.40	0.0055	mg/Kg	☼	10/05/18 09:25	10/06/18 15:14	1
Phenanthrene	0.0071	U	0.40	0.0071	mg/Kg	☼	10/05/18 09:25	10/06/18 15:14	1
Anthracene	0.0045	U	0.40	0.0045	mg/Kg	☼	10/05/18 09:25	10/06/18 15:14	1
Pyrene	0.010	U	0.40	0.010	mg/Kg	☼	10/05/18 09:25	10/06/18 15:14	1
Benzo[a]anthracene	0.014	U	0.040	0.014	mg/Kg	☼	10/05/18 09:25	10/06/18 15:14	1
Chrysene	0.0068	U	0.40	0.0068	mg/Kg	☼	10/05/18 09:25	10/06/18 15:14	1
Benzo[b]fluoranthene	0.010	U	0.040	0.010	mg/Kg	☼	10/05/18 09:25	10/06/18 15:14	1
Benzo[a]pyrene	0.011	U	0.040	0.011	mg/Kg	☼	10/05/18 09:25	10/06/18 15:14	1
Benzo[g,h,i]perylene	0.012	U	0.40	0.012	mg/Kg	☼	10/05/18 09:25	10/06/18 15:14	1
<b>Surrogate</b>	<b>%Recovery</b>	<b>Qualifier</b>	<b>Limits</b>				<b>Prepared</b>	<b>Analyzed</b>	<b>Dil Fac</b>
Nitrobenzene-d5	44		37 - 94				10/05/18 09:25	10/06/18 15:14	1
Terphenyl-d14	48		24 - 109				10/05/18 09:25	10/06/18 15:14	1
2-Fluorobiphenyl	38		38 - 95				10/05/18 09:25	10/06/18 15:14	1

**General Chemistry**

Analyte	Result	Qualifier	RL	MDL	Unit	D	Prepared	Analyzed	Dil Fac
Percent Moisture	17.8		1.0	1.0	%			10/08/18 03:34	1
Percent Solids	82.2		1.0	1.0	%			10/08/18 03:34	1

**Client Sample ID: SB-318-18**

**Lab Sample ID: 460-166026-17**

**Date Collected: 10/03/18 13:30**

**Matrix: Solid**

**Date Received: 10/03/18 15:34**

**Percent Solids: 91.0**

**Method: 8260C - Volatile Organic Compounds by GC/MS**

Analyte	Result	Qualifier	RL	MDL	Unit	D	Prepared	Analyzed	Dil Fac
Chloromethane	0.010	U	0.047	0.010	mg/Kg	☼	10/05/18 00:08	10/10/18 12:16	50
Bromomethane	0.0084	U	0.047	0.0084	mg/Kg	☼	10/05/18 00:08	10/10/18 12:16	50
Vinyl chloride	0.0093	U	0.047	0.0093	mg/Kg	☼	10/05/18 00:08	10/10/18 12:16	50
Chloroethane	0.017	U	0.047	0.017	mg/Kg	☼	10/05/18 00:08	10/10/18 12:16	50
Methylene Chloride	0.0098	U	0.047	0.0098	mg/Kg	☼	10/05/18 00:08	10/10/18 12:16	50
Acetone	0.050	U	0.23	0.050	mg/Kg	☼	10/05/18 00:08	10/10/18 12:16	50
Carbon disulfide	0.010	U	0.047	0.010	mg/Kg	☼	10/05/18 00:08	10/10/18 12:16	50

TestAmerica Edison

# Client Sample Results

Client: RT Environmental Services, Inc.  
Project/Site: Collins St Act 2

TestAmerica Job ID: 460-166026-1

**Client Sample ID: SB-318-18**

**Lab Sample ID: 460-166026-17**

**Date Collected: 10/03/18 13:30**

**Matrix: Solid**

**Date Received: 10/03/18 15:34**

**Percent Solids: 91.0**

**Method: 8260C - Volatile Organic Compounds by GC/MS (Continued)**

Analyte	Result	Qualifier	RL	MDL	Unit	D	Prepared	Analyzed	Dil Fac
Trichlorofluoromethane	0.0070	U *	0.047	0.0070	mg/Kg	☼	10/05/18 00:08	10/10/18 12:16	50
1,1-Dichloroethene	0.016	U	0.047	0.016	mg/Kg	☼	10/05/18 00:08	10/10/18 12:16	50
1,1-Dichloroethane	0.011	U	0.047	0.011	mg/Kg	☼	10/05/18 00:08	10/10/18 12:16	50
trans-1,2-Dichloroethene	0.0084	U	0.047	0.0084	mg/Kg	☼	10/05/18 00:08	10/10/18 12:16	50
cis-1,2-Dichloroethene	0.012	U	0.047	0.012	mg/Kg	☼	10/05/18 00:08	10/10/18 12:16	50
Chloroform	0.010	U	0.047	0.010	mg/Kg	☼	10/05/18 00:08	10/10/18 12:16	50
1,2-Dichloroethane	0.012	U *	0.047	0.012	mg/Kg	☼	10/05/18 00:08	10/10/18 12:16	50
2-Butanone	0.10	U	0.23	0.10	mg/Kg	☼	10/05/18 00:08	10/10/18 12:16	50
1,1,1-Trichloroethane	0.013	U	0.047	0.013	mg/Kg	☼	10/05/18 00:08	10/10/18 12:16	50
Carbon tetrachloride	0.015	U *	0.047	0.015	mg/Kg	☼	10/05/18 00:08	10/10/18 12:16	50
Bromodichloromethane	0.0070	U	0.047	0.0070	mg/Kg	☼	10/05/18 00:08	10/10/18 12:16	50
1,2-Dichloropropane	0.0084	U	0.047	0.0084	mg/Kg	☼	10/05/18 00:08	10/10/18 12:16	50
cis-1,3-Dichloropropene	0.0075	U	0.047	0.0075	mg/Kg	☼	10/05/18 00:08	10/10/18 12:16	50
Trichloroethene	0.010	U	0.047	0.010	mg/Kg	☼	10/05/18 00:08	10/10/18 12:16	50
Dibromochloromethane	0.010	U	0.047	0.010	mg/Kg	☼	10/05/18 00:08	10/10/18 12:16	50
1,1,2-Trichloroethane	0.0037	U	0.047	0.0037	mg/Kg	☼	10/05/18 00:08	10/10/18 12:16	50
Benzene	0.0089	U	0.047	0.0089	mg/Kg	☼	10/05/18 00:08	10/10/18 12:16	50
trans-1,3-Dichloropropene	0.0089	U	0.047	0.0089	mg/Kg	☼	10/05/18 00:08	10/10/18 12:16	50
Bromoform	0.0084	U	0.047	0.0084	mg/Kg	☼	10/05/18 00:08	10/10/18 12:16	50
4-Methyl-2-pentanone	0.029	U	0.23	0.029	mg/Kg	☼	10/05/18 00:08	10/10/18 12:16	50
2-Hexanone	0.034	U	0.23	0.034	mg/Kg	☼	10/05/18 00:08	10/10/18 12:16	50
Tetrachloroethene	0.017	U	0.047	0.017	mg/Kg	☼	10/05/18 00:08	10/10/18 12:16	50
1,1,2,2-Tetrachloroethane	0.0089	U	0.047	0.0089	mg/Kg	☼	10/05/18 00:08	10/10/18 12:16	50
Toluene	0.012	U	0.047	0.012	mg/Kg	☼	10/05/18 00:08	10/10/18 12:16	50
Chlorobenzene	0.011	U	0.047	0.011	mg/Kg	☼	10/05/18 00:08	10/10/18 12:16	50
Ethylbenzene	0.014	U	0.047	0.014	mg/Kg	☼	10/05/18 00:08	10/10/18 12:16	50
Styrene	0.0079	U	0.047	0.0079	mg/Kg	☼	10/05/18 00:08	10/10/18 12:16	50
Xylenes, Total	0.013	U	0.093	0.013	mg/Kg	☼	10/05/18 00:08	10/10/18 12:16	50
Freon TF	0.016	U	0.047	0.016	mg/Kg	☼	10/05/18 00:08	10/10/18 12:16	50
MTBE	0.0061	U	0.047	0.0061	mg/Kg	☼	10/05/18 00:08	10/10/18 12:16	50
<b>Cyclohexane</b>	<b>0.071</b>		0.047	0.012	mg/Kg	☼	10/05/18 00:08	10/10/18 12:16	50
1,2-Dibromoethane	0.0089	U	0.047	0.0089	mg/Kg	☼	10/05/18 00:08	10/10/18 12:16	50
1,3-Dichlorobenzene	0.015	U	0.047	0.015	mg/Kg	☼	10/05/18 00:08	10/10/18 12:16	50
1,4-Dichlorobenzene	0.015	U	0.047	0.015	mg/Kg	☼	10/05/18 00:08	10/10/18 12:16	50
1,2-Dichlorobenzene	0.010	U	0.047	0.010	mg/Kg	☼	10/05/18 00:08	10/10/18 12:16	50
<b>Naphthalene</b>	<b>0.33</b>	*	0.047	0.012	mg/Kg	☼	10/05/18 00:08	10/10/18 12:16	50
Dichlorodifluoromethane	0.0065	U	0.047	0.0065	mg/Kg	☼	10/05/18 00:08	10/10/18 12:16	50
1,2,4-Trichlorobenzene	0.013	U	0.047	0.013	mg/Kg	☼	10/05/18 00:08	10/10/18 12:16	50
<b>1,2,4-Trimethylbenzene</b>	<b>0.061</b>		0.047	0.011	mg/Kg	☼	10/05/18 00:08	10/10/18 12:16	50
1,2-Dibromo-3-Chloropropane	0.011	U	0.047	0.011	mg/Kg	☼	10/05/18 00:08	10/10/18 12:16	50
1,3,5-Trimethylbenzene	0.012	U	0.047	0.012	mg/Kg	☼	10/05/18 00:08	10/10/18 12:16	50
<b>Isopropylbenzene</b>	<b>0.041</b>	J	0.047	0.015	mg/Kg	☼	10/05/18 00:08	10/10/18 12:16	50
Methyl acetate	0.027	U	0.23	0.027	mg/Kg	☼	10/05/18 00:08	10/10/18 12:16	50
<b>Methylcyclohexane</b>	<b>0.11</b>		0.047	0.010	mg/Kg	☼	10/05/18 00:08	10/10/18 12:16	50

Surrogate	%Recovery	Qualifier	Limits	Prepared	Analyzed	Dil Fac
1,2-Dichloroethane-d4 (Surr)	84		69 - 143	10/05/18 00:08	10/10/18 12:16	50
Toluene-d8 (Surr)	108		67 - 127	10/05/18 00:08	10/10/18 12:16	50
Bromofluorobenzene	90		61 - 137	10/05/18 00:08	10/10/18 12:16	50
Dibromofluoromethane (Surr)	86		61 - 135	10/05/18 00:08	10/10/18 12:16	50

TestAmerica Edison

# Client Sample Results

Client: RT Environmental Services, Inc.  
Project/Site: Collins St Act 2

TestAmerica Job ID: 460-166026-1

## Method: 8270D - Semivolatile Organic Compounds (GC/MS)

Analyte	Result	Qualifier	RL	MDL	Unit	D	Prepared	Analyzed	Dil Fac
Fluorene	1.2		0.72	0.0098	mg/Kg	☼	10/05/18 09:25	10/08/18 08:21	2
Phenanthrene	7.0		0.72	0.013	mg/Kg	☼	10/05/18 09:25	10/08/18 08:21	2
Anthracene	1.4		0.72	0.0081	mg/Kg	☼	10/05/18 09:25	10/08/18 08:21	2
Pyrene	7.7		0.72	0.018	mg/Kg	☼	10/05/18 09:25	10/08/18 08:21	2
Benzo[a]anthracene	2.7		0.072	0.025	mg/Kg	☼	10/05/18 09:25	10/08/18 08:21	2
Chrysene	4.4		0.72	0.012	mg/Kg	☼	10/05/18 09:25	10/08/18 08:21	2
Benzo[b]fluoranthene	0.74		0.072	0.019	mg/Kg	☼	10/05/18 09:25	10/08/18 08:21	2
Benzo[a]pyrene	1.3		0.072	0.019	mg/Kg	☼	10/05/18 09:25	10/08/18 08:21	2
Benzo[g,h,i]perylene	0.58	J	0.72	0.021	mg/Kg	☼	10/05/18 09:25	10/08/18 08:21	2
<b>Surrogate</b>	<b>%Recovery</b>	<b>Qualifier</b>	<b>Limits</b>				<b>Prepared</b>	<b>Analyzed</b>	<b>Dil Fac</b>
Nitrobenzene-d5	92		37 - 94				10/05/18 09:25	10/08/18 08:21	2
Terphenyl-d14	71		24 - 109				10/05/18 09:25	10/08/18 08:21	2
2-Fluorobiphenyl	82		38 - 95				10/05/18 09:25	10/08/18 08:21	2

## General Chemistry

Analyte	Result	Qualifier	RL	MDL	Unit	D	Prepared	Analyzed	Dil Fac
Percent Moisture	9.0		1.0	1.0	%			10/08/18 03:34	1
Percent Solids	91.0		1.0	1.0	%			10/08/18 03:34	1

Client Sample ID: SB-318-19.5

Lab Sample ID: 460-166026-18

Date Collected: 10/03/18 13:35

Matrix: Solid

Date Received: 10/03/18 15:34

Percent Solids: 86.3

## Method: 8260C - Volatile Organic Compounds by GC/MS

Analyte	Result	Qualifier	RL	MDL	Unit	D	Prepared	Analyzed	Dil Fac
Chloromethane	0.00045	U	0.0010	0.00045	mg/Kg	☼	10/05/18 00:16	10/08/18 08:36	1
Bromomethane	0.00049	U	0.0010	0.00049	mg/Kg	☼	10/05/18 00:16	10/08/18 08:36	1
Vinyl chloride	0.00056	U	0.0010	0.00056	mg/Kg	☼	10/05/18 00:16	10/08/18 08:36	1
Chloroethane	0.00053	U	0.0010	0.00053	mg/Kg	☼	10/05/18 00:16	10/08/18 08:36	1
Methylene Chloride	0.0015		0.0010	0.00017	mg/Kg	☼	10/05/18 00:16	10/08/18 08:36	1
Acetone	0.018		0.0051	0.0039	mg/Kg	☼	10/05/18 00:16	10/08/18 08:36	1
Carbon disulfide	0.00027	U	0.0010	0.00027	mg/Kg	☼	10/05/18 00:16	10/08/18 08:36	1
Trichlorofluoromethane	0.00042	U	0.0010	0.00042	mg/Kg	☼	10/05/18 00:16	10/08/18 08:36	1
1,1-Dichloroethene	0.00023	U	0.0010	0.00023	mg/Kg	☼	10/05/18 00:16	10/08/18 08:36	1
1,1-Dichloroethane	0.00021	U	0.0010	0.00021	mg/Kg	☼	10/05/18 00:16	10/08/18 08:36	1
trans-1,2-Dichloroethene	0.00025	U	0.0010	0.00025	mg/Kg	☼	10/05/18 00:16	10/08/18 08:36	1
cis-1,2-Dichloroethene	0.00016	U	0.0010	0.00016	mg/Kg	☼	10/05/18 00:16	10/08/18 08:36	1
Chloroform	0.00033	U	0.0010	0.00033	mg/Kg	☼	10/05/18 00:16	10/08/18 08:36	1
1,2-Dichloroethane	0.00030	U	0.0010	0.00030	mg/Kg	☼	10/05/18 00:16	10/08/18 08:36	1
2-Butanone	0.0011	U	0.0051	0.0011	mg/Kg	☼	10/05/18 00:16	10/08/18 08:36	1
1,1,1-Trichloroethane	0.00024	U	0.0010	0.00024	mg/Kg	☼	10/05/18 00:16	10/08/18 08:36	1
Carbon tetrachloride	0.00019	U	0.0010	0.00019	mg/Kg	☼	10/05/18 00:16	10/08/18 08:36	1
Bromodichloromethane	0.00026	U	0.0010	0.00026	mg/Kg	☼	10/05/18 00:16	10/08/18 08:36	1
1,2-Dichloropropane	0.00043	U	0.0010	0.00043	mg/Kg	☼	10/05/18 00:16	10/08/18 08:36	1
cis-1,3-Dichloropropene	0.00028	U	0.0010	0.00028	mg/Kg	☼	10/05/18 00:16	10/08/18 08:36	1
Trichloroethene	0.00015	U	0.0010	0.00015	mg/Kg	☼	10/05/18 00:16	10/08/18 08:36	1
Dibromochloromethane	0.00020	U	0.0010	0.00020	mg/Kg	☼	10/05/18 00:16	10/08/18 08:36	1
1,1,2-Trichloroethane	0.00018	U	0.0010	0.00018	mg/Kg	☼	10/05/18 00:16	10/08/18 08:36	1
Benzene	0.00026	U	0.0010	0.00026	mg/Kg	☼	10/05/18 00:16	10/08/18 08:36	1
trans-1,3-Dichloropropene	0.00027	U	0.0010	0.00027	mg/Kg	☼	10/05/18 00:16	10/08/18 08:36	1
Bromoform	0.00044	U	0.0010	0.00044	mg/Kg	☼	10/05/18 00:16	10/08/18 08:36	1
4-Methyl-2-pentanone	0.00068	U	0.0051	0.00068	mg/Kg	☼	10/05/18 00:16	10/08/18 08:36	1
2-Hexanone	0.00080	U	0.0051	0.00080	mg/Kg	☼	10/05/18 00:16	10/08/18 08:36	1

TestAmerica Edison

# Client Sample Results

Client: RT Environmental Services, Inc.  
Project/Site: Collins St Act 2

TestAmerica Job ID: 460-166026-1

**Client Sample ID: SB-318-19.5**

**Lab Sample ID: 460-166026-18**

**Date Collected: 10/03/18 13:35**

**Matrix: Solid**

**Date Received: 10/03/18 15:34**

**Percent Solids: 86.3**

## Method: 8260C - Volatile Organic Compounds by GC/MS (Continued)

Analyte	Result	Qualifier	RL	MDL	Unit	D	Prepared	Analyzed	Dil Fac
Tetrachloroethene	0.00015	U	0.0010	0.00015	mg/Kg	☼	10/05/18 00:16	10/08/18 08:36	1
1,1,2,2-Tetrachloroethane	0.00022	U	0.0010	0.00022	mg/Kg	☼	10/05/18 00:16	10/08/18 08:36	1
Toluene	0.00064	U	0.0010	0.00064	mg/Kg	☼	10/05/18 00:16	10/08/18 08:36	1
Chlorobenzene	0.00018	U	0.0010	0.00018	mg/Kg	☼	10/05/18 00:16	10/08/18 08:36	1
Ethylbenzene	0.00020	U	0.0010	0.00020	mg/Kg	☼	10/05/18 00:16	10/08/18 08:36	1
Styrene	0.00013	U	0.0010	0.00013	mg/Kg	☼	10/05/18 00:16	10/08/18 08:36	1
Xylenes, Total	0.00026	U	0.0020	0.00026	mg/Kg	☼	10/05/18 00:16	10/08/18 08:36	1
Freon TF	0.00031	U	0.0010	0.00031	mg/Kg	☼	10/05/18 00:16	10/08/18 08:36	1
MTBE	0.00013	U	0.0010	0.00013	mg/Kg	☼	10/05/18 00:16	10/08/18 08:36	1
Cyclohexane	0.00023	U	0.0010	0.00023	mg/Kg	☼	10/05/18 00:16	10/08/18 08:36	1
1,2-Dibromoethane	0.00018	U	0.0010	0.00018	mg/Kg	☼	10/05/18 00:16	10/08/18 08:36	1
1,3-Dichlorobenzene	0.00016	U	0.0010	0.00016	mg/Kg	☼	10/05/18 00:16	10/08/18 08:36	1
1,4-Dichlorobenzene	0.00010	U	0.0010	0.00010	mg/Kg	☼	10/05/18 00:16	10/08/18 08:36	1
1,2-Dichlorobenzene	0.00015	U	0.0010	0.00015	mg/Kg	☼	10/05/18 00:16	10/08/18 08:36	1
Naphthalene	0.00019	U	0.0010	0.00019	mg/Kg	☼	10/05/18 00:16	10/08/18 08:36	1
Dichlorodifluoromethane	0.00035	U	0.0010	0.00035	mg/Kg	☼	10/05/18 00:16	10/08/18 08:36	1
1,2,4-Trichlorobenzene	0.000094	U	0.0010	0.000094	mg/Kg	☼	10/05/18 00:16	10/08/18 08:36	1
1,2,4-Trimethylbenzene	0.000096	U	0.0010	0.000096	mg/Kg	☼	10/05/18 00:16	10/08/18 08:36	1
1,2-Dibromo-3-Chloropropane	0.00047	U	0.0010	0.00047	mg/Kg	☼	10/05/18 00:16	10/08/18 08:36	1
1,3,5-Trimethylbenzene	0.00012	U	0.0010	0.00012	mg/Kg	☼	10/05/18 00:16	10/08/18 08:36	1
Isopropylbenzene	0.00013	U	0.0010	0.00013	mg/Kg	☼	10/05/18 00:16	10/08/18 08:36	1
Methyl acetate	0.0044	U	0.0051	0.0044	mg/Kg	☼	10/05/18 00:16	10/08/18 08:36	1
Methylcyclohexane	0.00016	U	0.0010	0.00016	mg/Kg	☼	10/05/18 00:16	10/08/18 08:36	1

Surrogate	%Recovery	Qualifier	Limits	Prepared	Analyzed	Dil Fac
1,2-Dichloroethane-d4 (Surr)	115		78 - 135	10/05/18 00:16	10/08/18 08:36	1
Toluene-d8 (Surr)	99		73 - 121	10/05/18 00:16	10/08/18 08:36	1
Bromofluorobenzene	104		67 - 126	10/05/18 00:16	10/08/18 08:36	1
Dibromofluoromethane (Surr)	117		61 - 149	10/05/18 00:16	10/08/18 08:36	1

## Method: 8270D - Semivolatile Organic Compounds (GC/MS)

Analyte	Result	Qualifier	RL	MDL	Unit	D	Prepared	Analyzed	Dil Fac
Fluorene	0.0052	U	0.38	0.0052	mg/Kg	☼	10/05/18 09:25	10/06/18 15:37	1
Phenanthrene	0.0067	U	0.38	0.0067	mg/Kg	☼	10/05/18 09:25	10/06/18 15:37	1
Anthracene	0.0043	U	0.38	0.0043	mg/Kg	☼	10/05/18 09:25	10/06/18 15:37	1
Pyrene	0.0095	U	0.38	0.0095	mg/Kg	☼	10/05/18 09:25	10/06/18 15:37	1
Benzo[a]anthracene	0.013	U	0.038	0.013	mg/Kg	☼	10/05/18 09:25	10/06/18 15:37	1
Chrysene	0.0065	U	0.38	0.0065	mg/Kg	☼	10/05/18 09:25	10/06/18 15:37	1
Benzo[b]fluoranthene	0.0099	U	0.038	0.0099	mg/Kg	☼	10/05/18 09:25	10/06/18 15:37	1
Benzo[a]pyrene	0.010	U	0.038	0.010	mg/Kg	☼	10/05/18 09:25	10/06/18 15:37	1
Benzo[g,h,i]perylene	0.011	U	0.38	0.011	mg/Kg	☼	10/05/18 09:25	10/06/18 15:37	1

Surrogate	%Recovery	Qualifier	Limits	Prepared	Analyzed	Dil Fac
Nitrobenzene-d5	70		37 - 94	10/05/18 09:25	10/06/18 15:37	1
Terphenyl-d14	71		24 - 109	10/05/18 09:25	10/06/18 15:37	1
2-Fluorobiphenyl	64		38 - 95	10/05/18 09:25	10/06/18 15:37	1

## General Chemistry

Analyte	Result	Qualifier	RL	MDL	Unit	D	Prepared	Analyzed	Dil Fac
Percent Moisture	13.7		1.0	1.0	%			10/08/18 03:34	1

TestAmerica Edison

# Client Sample Results

Client: RT Environmental Services, Inc.  
Project/Site: Collins St Act 2

TestAmerica Job ID: 460-166026-1

**Client Sample ID: SB-318-19.5**

**Lab Sample ID: 460-166026-18**

**Date Collected: 10/03/18 13:35**

**Matrix: Solid**

**Date Received: 10/03/18 15:34**

**Percent Solids: 86.3**

## General Chemistry (Continued)

Analyte	Result	Qualifier	RL	MDL	Unit	D	Prepared	Analyzed	Dil Fac
Percent Solids	86.3		1.0	1.0	%			10/08/18 03:34	1

- 1
- 2
- 3
- 4
- 5
- 6
- 7
- 8
- 9
- 10
- 11

# Lab Chronicle

Client: RT Environmental Services, Inc.  
Project/Site: Collins St Act 2

TestAmerica Job ID: 460-166026-1

**Client Sample ID: SB-310-2**

**Date Collected: 10/03/18 08:35**

**Date Received: 10/03/18 15:34**

**Lab Sample ID: 460-166026-1**

**Matrix: Solid**

Prep Type	Batch Type	Batch Method	Run	Dilution Factor	Batch Number	Prepared or Analyzed	Analyst	Lab
Total/NA	Analysis	Moisture		1	557825	10/05/18 19:41	RWC	TAL EDI

**Client Sample ID: SB-310-2**

**Date Collected: 10/03/18 08:35**

**Date Received: 10/03/18 15:34**

**Lab Sample ID: 460-166026-1**

**Matrix: Solid**

**Percent Solids: 85.8**

Prep Type	Batch Type	Batch Method	Run	Dilution Factor	Batch Number	Prepared or Analyzed	Analyst	Lab
Total/NA	Prep	5035			557555	10/05/18 00:10	AVM	TAL EDI
Total/NA	Analysis	8260C		1	557796	10/06/18 01:06	AAT	TAL EDI
Total/NA	Prep	3546			557690	10/05/18 09:25	KMH	TAL EDI
Total/NA	Analysis	8270D		1	557864	10/06/18 17:32	DAN	TAL EDI

**Client Sample ID: SB-310-7.5**

**Date Collected: 10/03/18 08:40**

**Date Received: 10/03/18 15:34**

**Lab Sample ID: 460-166026-2**

**Matrix: Solid**

Prep Type	Batch Type	Batch Method	Run	Dilution Factor	Batch Number	Prepared or Analyzed	Analyst	Lab
Total/NA	Analysis	Moisture		1	557825	10/05/18 19:41	RWC	TAL EDI

**Client Sample ID: SB-310-7.5**

**Date Collected: 10/03/18 08:40**

**Date Received: 10/03/18 15:34**

**Lab Sample ID: 460-166026-2**

**Matrix: Solid**

**Percent Solids: 85.5**

Prep Type	Batch Type	Batch Method	Run	Dilution Factor	Batch Number	Prepared or Analyzed	Analyst	Lab
Total/NA	Prep	5035			557555	10/05/18 00:10	AVM	TAL EDI
Total/NA	Analysis	8260C		1	557796	10/06/18 01:30	AAT	TAL EDI
Total/NA	Prep	3546			557690	10/05/18 09:25	KMH	TAL EDI
Total/NA	Analysis	8270D		1	557864	10/06/18 10:14	DAN	TAL EDI

**Client Sample ID: SB-311-13**

**Date Collected: 10/03/18 09:00**

**Date Received: 10/03/18 15:34**

**Lab Sample ID: 460-166026-3**

**Matrix: Solid**

Prep Type	Batch Type	Batch Method	Run	Dilution Factor	Batch Number	Prepared or Analyzed	Analyst	Lab
Total/NA	Analysis	Moisture		1	557825	10/05/18 19:41	RWC	TAL EDI

**Client Sample ID: SB-311-13**

**Date Collected: 10/03/18 09:00**

**Date Received: 10/03/18 15:34**

**Lab Sample ID: 460-166026-3**

**Matrix: Solid**

**Percent Solids: 91.8**

Prep Type	Batch Type	Batch Method	Run	Dilution Factor	Batch Number	Prepared or Analyzed	Analyst	Lab
Total/NA	Prep	5035			557555	10/05/18 00:10	AVM	TAL EDI

TestAmerica Edison

# Lab Chronicle

Client: RT Environmental Services, Inc.  
Project/Site: Collins St Act 2

TestAmerica Job ID: 460-166026-1

**Client Sample ID: SB-311-13**

**Lab Sample ID: 460-166026-3**

**Date Collected: 10/03/18 09:00**

**Matrix: Solid**

**Date Received: 10/03/18 15:34**

**Percent Solids: 91.8**

Prep Type	Batch Type	Batch Method	Run	Dilution Factor	Batch Number	Prepared or Analyzed	Analyst	Lab
Total/NA	Analysis	8260C		1	557796	10/06/18 01:54	AAT	TAL EDI
Total/NA	Prep	3546			557690	10/05/18 09:25	KMH	TAL EDI
Total/NA	Analysis	8270D		1	557864	10/06/18 10:37	DAN	TAL EDI

**Client Sample ID: SB-311-19.5**

**Lab Sample ID: 460-166026-4**

**Date Collected: 10/03/18 09:05**

**Matrix: Solid**

**Date Received: 10/03/18 15:34**

Prep Type	Batch Type	Batch Method	Run	Dilution Factor	Batch Number	Prepared or Analyzed	Analyst	Lab
Total/NA	Analysis	Moisture		1	557825	10/05/18 19:41	RWC	TAL EDI

**Client Sample ID: SB-311-19.5**

**Lab Sample ID: 460-166026-4**

**Date Collected: 10/03/18 09:05**

**Matrix: Solid**

**Date Received: 10/03/18 15:34**

**Percent Solids: 84.8**

Prep Type	Batch Type	Batch Method	Run	Dilution Factor	Batch Number	Prepared or Analyzed	Analyst	Lab
Total/NA	Prep	5035			557555	10/05/18 00:11	AVM	TAL EDI
Total/NA	Analysis	8260C		1	557796	10/06/18 02:18	AAT	TAL EDI
Total/NA	Prep	3546			557690	10/05/18 09:25	KMH	TAL EDI
Total/NA	Analysis	8270D		1	557864	10/06/18 11:00	DAN	TAL EDI

**Client Sample ID: SB-312-18**

**Lab Sample ID: 460-166026-5**

**Date Collected: 10/03/18 09:40**

**Matrix: Solid**

**Date Received: 10/03/18 15:34**

Prep Type	Batch Type	Batch Method	Run	Dilution Factor	Batch Number	Prepared or Analyzed	Analyst	Lab
Total/NA	Analysis	Moisture		1	557825	10/05/18 19:41	RWC	TAL EDI

**Client Sample ID: SB-312-18**

**Lab Sample ID: 460-166026-5**

**Date Collected: 10/03/18 09:40**

**Matrix: Solid**

**Date Received: 10/03/18 15:34**

**Percent Solids: 88.0**

Prep Type	Batch Type	Batch Method	Run	Dilution Factor	Batch Number	Prepared or Analyzed	Analyst	Lab
Total/NA	Prep	5035			557553	10/05/18 00:05	AVM	TAL EDI
Total/NA	Analysis	8260C		50	558671	10/09/18 14:09	AAT	TAL EDI
Total/NA	Prep	3546			557690	10/05/18 09:25	KMH	TAL EDI
Total/NA	Analysis	8270D		2	558238	10/08/18 08:44	FAM	TAL EDI

# Lab Chronicle

Client: RT Environmental Services, Inc.  
Project/Site: Collins St Act 2

TestAmerica Job ID: 460-166026-1

**Client Sample ID: SB-312-19.5**

**Date Collected: 10/03/18 09:45**

**Date Received: 10/03/18 15:34**

**Lab Sample ID: 460-166026-6**

**Matrix: Solid**

Prep Type	Batch Type	Batch Method	Run	Dilution Factor	Batch Number	Prepared or Analyzed	Analyst	Lab
Total/NA	Analysis	Moisture		1	557825	10/05/18 19:41	RWC	TAL EDI

**Client Sample ID: SB-312-19.5**

**Date Collected: 10/03/18 09:45**

**Date Received: 10/03/18 15:34**

**Lab Sample ID: 460-166026-6**

**Matrix: Solid**

**Percent Solids: 85.2**

Prep Type	Batch Type	Batch Method	Run	Dilution Factor	Batch Number	Prepared or Analyzed	Analyst	Lab
Total/NA	Prep	5035			557555	10/05/18 00:11	AVM	TAL EDI
Total/NA	Analysis	8260C		1	557796	10/06/18 02:41	AAT	TAL EDI
Total/NA	Prep	3546			557690	10/05/18 09:25	KMH	TAL EDI
Total/NA	Analysis	8270D		1	557864	10/06/18 11:23	DAN	TAL EDI

**Client Sample ID: SB-313-14**

**Date Collected: 10/03/18 10:15**

**Date Received: 10/03/18 15:34**

**Lab Sample ID: 460-166026-7**

**Matrix: Solid**

Prep Type	Batch Type	Batch Method	Run	Dilution Factor	Batch Number	Prepared or Analyzed	Analyst	Lab
Total/NA	Analysis	Moisture		1	557825	10/05/18 19:41	RWC	TAL EDI

**Client Sample ID: SB-313-14**

**Date Collected: 10/03/18 10:15**

**Date Received: 10/03/18 15:34**

**Lab Sample ID: 460-166026-7**

**Matrix: Solid**

**Percent Solids: 88.6**

Prep Type	Batch Type	Batch Method	Run	Dilution Factor	Batch Number	Prepared or Analyzed	Analyst	Lab
Total/NA	Prep	5035			557555	10/05/18 00:12	AVM	TAL EDI
Total/NA	Analysis	8260C		1	557927	10/06/18 12:33	DAS	TAL EDI
Total/NA	Prep	3546			557690	10/05/18 09:25	KMH	TAL EDI
Total/NA	Analysis	8270D		1	557864	10/06/18 11:46	DAN	TAL EDI

**Client Sample ID: SB-313-19.5**

**Date Collected: 10/03/18 10:20**

**Date Received: 10/03/18 15:34**

**Lab Sample ID: 460-166026-8**

**Matrix: Solid**

Prep Type	Batch Type	Batch Method	Run	Dilution Factor	Batch Number	Prepared or Analyzed	Analyst	Lab
Total/NA	Analysis	Moisture		1	557825	10/05/18 19:41	RWC	TAL EDI

**Client Sample ID: SB-313-19.5**

**Date Collected: 10/03/18 10:20**

**Date Received: 10/03/18 15:34**

**Lab Sample ID: 460-166026-8**

**Matrix: Solid**

**Percent Solids: 84.8**

Prep Type	Batch Type	Batch Method	Run	Dilution Factor	Batch Number	Prepared or Analyzed	Analyst	Lab
Total/NA	Prep	5035			557555	10/05/18 00:12	AVM	TAL EDI

TestAmerica Edison



# Lab Chronicle

Client: RT Environmental Services, Inc.  
Project/Site: Collins St Act 2

TestAmerica Job ID: 460-166026-1

**Client Sample ID: SB-313-19.5**

**Lab Sample ID: 460-166026-8**

**Date Collected: 10/03/18 10:20**

**Matrix: Solid**

**Date Received: 10/03/18 15:34**

**Percent Solids: 84.8**

Prep Type	Batch Type	Batch Method	Run	Dilution Factor	Batch Number	Prepared or Analyzed	Analyst	Lab
Total/NA	Analysis	8260C		1	557927	10/06/18 12:57	DAS	TAL EDI
Total/NA	Prep	3546			557690	10/05/18 09:25	KMH	TAL EDI
Total/NA	Analysis	8270D		1	557864	10/06/18 12:09	DAN	TAL EDI

**Client Sample ID: SB-314-13.5**

**Lab Sample ID: 460-166026-9**

**Date Collected: 10/03/18 10:35**

**Matrix: Solid**

**Date Received: 10/03/18 15:34**

Prep Type	Batch Type	Batch Method	Run	Dilution Factor	Batch Number	Prepared or Analyzed	Analyst	Lab
Total/NA	Analysis	Moisture		1	558284	10/08/18 03:34	APV	TAL EDI

**Client Sample ID: SB-314-13.5**

**Lab Sample ID: 460-166026-9**

**Date Collected: 10/03/18 10:35**

**Matrix: Solid**

**Date Received: 10/03/18 15:34**

**Percent Solids: 95.9**

Prep Type	Batch Type	Batch Method	Run	Dilution Factor	Batch Number	Prepared or Analyzed	Analyst	Lab
Total/NA	Prep	5035			557555	10/05/18 00:13	AVM	TAL EDI
Total/NA	Analysis	8260C		1	557927	10/06/18 13:21	DAS	TAL EDI
Total/NA	Prep	3546			557690	10/05/18 09:25	KMH	TAL EDI
Total/NA	Analysis	8270D		1	557864	10/06/18 12:32	DAN	TAL EDI

**Client Sample ID: SB-314-19.5**

**Lab Sample ID: 460-166026-10**

**Date Collected: 10/03/18 10:40**

**Matrix: Solid**

**Date Received: 10/03/18 15:34**

Prep Type	Batch Type	Batch Method	Run	Dilution Factor	Batch Number	Prepared or Analyzed	Analyst	Lab
Total/NA	Analysis	Moisture		1	558284	10/08/18 03:34	APV	TAL EDI

**Client Sample ID: SB-314-19.5**

**Lab Sample ID: 460-166026-10**

**Date Collected: 10/03/18 10:40**

**Matrix: Solid**

**Date Received: 10/03/18 15:34**

**Percent Solids: 81.6**

Prep Type	Batch Type	Batch Method	Run	Dilution Factor	Batch Number	Prepared or Analyzed	Analyst	Lab
Total/NA	Prep	5035			557555	10/05/18 00:13	AVM	TAL EDI
Total/NA	Analysis	8260C		1	557927	10/06/18 13:45	DAS	TAL EDI
Total/NA	Prep	3546			557690	10/05/18 09:25	KMH	TAL EDI
Total/NA	Analysis	8270D		1	557864	10/06/18 12:55	DAN	TAL EDI

# Lab Chronicle

Client: RT Environmental Services, Inc.  
Project/Site: Collins St Act 2

TestAmerica Job ID: 460-166026-1

**Client Sample ID: SB-315-14**

**Lab Sample ID: 460-166026-11**

**Date Collected: 10/03/18 11:05**

**Matrix: Solid**

**Date Received: 10/03/18 15:34**

Prep Type	Batch Type	Batch Method	Run	Dilution Factor	Batch Number	Prepared or Analyzed	Analyst	Lab
Total/NA	Analysis	Moisture		1	558284	10/08/18 03:34	APV	TAL EDI

**Client Sample ID: SB-315-14**

**Lab Sample ID: 460-166026-11**

**Date Collected: 10/03/18 11:05**

**Matrix: Solid**

**Date Received: 10/03/18 15:34**

**Percent Solids: 89.2**

Prep Type	Batch Type	Batch Method	Run	Dilution Factor	Batch Number	Prepared or Analyzed	Analyst	Lab
Total/NA	Prep	5035			557555	10/05/18 00:13	AVM	TAL EDI
Total/NA	Analysis	8260C		1	557927	10/06/18 14:09	DAS	TAL EDI
Total/NA	Prep	3546			557690	10/05/18 09:25	KMH	TAL EDI
Total/NA	Analysis	8270D		1	557864	10/06/18 13:18	DAN	TAL EDI

**Client Sample ID: SB-315-19.5**

**Lab Sample ID: 460-166026-12**

**Date Collected: 10/03/18 11:10**

**Matrix: Solid**

**Date Received: 10/03/18 15:34**

Prep Type	Batch Type	Batch Method	Run	Dilution Factor	Batch Number	Prepared or Analyzed	Analyst	Lab
Total/NA	Analysis	Moisture		1	558284	10/08/18 03:34	APV	TAL EDI

**Client Sample ID: SB-315-19.5**

**Lab Sample ID: 460-166026-12**

**Date Collected: 10/03/18 11:10**

**Matrix: Solid**

**Date Received: 10/03/18 15:34**

**Percent Solids: 83.3**

Prep Type	Batch Type	Batch Method	Run	Dilution Factor	Batch Number	Prepared or Analyzed	Analyst	Lab
Total/NA	Prep	5035			557555	10/05/18 00:14	AVM	TAL EDI
Total/NA	Analysis	8260C		1	557927	10/06/18 14:33	DAS	TAL EDI
Total/NA	Prep	3546			557690	10/05/18 09:25	KMH	TAL EDI
Total/NA	Analysis	8270D		1	557864	10/06/18 13:41	DAN	TAL EDI

**Client Sample ID: SB-316-12.5**

**Lab Sample ID: 460-166026-13**

**Date Collected: 10/03/18 11:30**

**Matrix: Solid**

**Date Received: 10/03/18 15:34**

Prep Type	Batch Type	Batch Method	Run	Dilution Factor	Batch Number	Prepared or Analyzed	Analyst	Lab
Total/NA	Analysis	Moisture		1	558284	10/08/18 03:34	APV	TAL EDI

**Client Sample ID: SB-316-12.5**

**Lab Sample ID: 460-166026-13**

**Date Collected: 10/03/18 11:30**

**Matrix: Solid**

**Date Received: 10/03/18 15:34**

**Percent Solids: 95.1**

Prep Type	Batch Type	Batch Method	Run	Dilution Factor	Batch Number	Prepared or Analyzed	Analyst	Lab
Total/NA	Prep	5035			557555	10/05/18 00:14	AVM	TAL EDI

TestAmerica Edison

# Lab Chronicle

Client: RT Environmental Services, Inc.  
Project/Site: Collins St Act 2

TestAmerica Job ID: 460-166026-1

**Client Sample ID: SB-316-12.5**

**Lab Sample ID: 460-166026-13**

**Date Collected: 10/03/18 11:30**

**Matrix: Solid**

**Date Received: 10/03/18 15:34**

**Percent Solids: 95.1**

Prep Type	Batch Type	Batch Method	Run	Dilution Factor	Batch Number	Prepared or Analyzed	Analyst	Lab
Total/NA	Analysis	8260C		1	557927	10/06/18 14:57	DAS	TAL EDI
Total/NA	Prep	3546			557690	10/05/18 09:25	KMH	TAL EDI
Total/NA	Analysis	8270D		1	557864	10/06/18 14:04	DAN	TAL EDI

**Client Sample ID: SB-316-19.5**

**Lab Sample ID: 460-166026-14**

**Date Collected: 10/03/18 11:35**

**Matrix: Solid**

**Date Received: 10/03/18 15:34**

Prep Type	Batch Type	Batch Method	Run	Dilution Factor	Batch Number	Prepared or Analyzed	Analyst	Lab
Total/NA	Analysis	Moisture		1	558284	10/08/18 03:34	APV	TAL EDI

**Client Sample ID: SB-316-19.5**

**Lab Sample ID: 460-166026-14**

**Date Collected: 10/03/18 11:35**

**Matrix: Solid**

**Date Received: 10/03/18 15:34**

**Percent Solids: 80.5**

Prep Type	Batch Type	Batch Method	Run	Dilution Factor	Batch Number	Prepared or Analyzed	Analyst	Lab
Total/NA	Prep	5035			557555	10/05/18 00:15	AVM	TAL EDI
Total/NA	Analysis	8260C		1	557927	10/06/18 15:21	DAS	TAL EDI
Total/NA	Prep	3546			557690	10/05/18 09:25	KMH	TAL EDI
Total/NA	Analysis	8270D		1	557864	10/06/18 14:27	DAN	TAL EDI

**Client Sample ID: SB-317-13**

**Lab Sample ID: 460-166026-15**

**Date Collected: 10/03/18 12:00**

**Matrix: Solid**

**Date Received: 10/03/18 15:34**

Prep Type	Batch Type	Batch Method	Run	Dilution Factor	Batch Number	Prepared or Analyzed	Analyst	Lab
Total/NA	Analysis	Moisture		1	558284	10/08/18 03:34	APV	TAL EDI

**Client Sample ID: SB-317-13**

**Lab Sample ID: 460-166026-15**

**Date Collected: 10/03/18 12:00**

**Matrix: Solid**

**Date Received: 10/03/18 15:34**

**Percent Solids: 94.1**

Prep Type	Batch Type	Batch Method	Run	Dilution Factor	Batch Number	Prepared or Analyzed	Analyst	Lab
Total/NA	Prep	5035			557555	10/05/18 00:15	AVM	TAL EDI
Total/NA	Analysis	8260C		1	557927	10/06/18 15:45	DAS	TAL EDI
Total/NA	Prep	3546			557690	10/05/18 09:25	KMH	TAL EDI
Total/NA	Analysis	8270D		1	557864	10/06/18 14:51	DAN	TAL EDI

TestAmerica Edison

# Lab Chronicle

Client: RT Environmental Services, Inc.  
Project/Site: Collins St Act 2

TestAmerica Job ID: 460-166026-1

**Client Sample ID: SB-317-19.5**

**Lab Sample ID: 460-166026-16**

**Date Collected: 10/03/18 12:05**

**Matrix: Solid**

**Date Received: 10/03/18 15:34**

Prep Type	Batch Type	Batch Method	Run	Dilution Factor	Batch Number	Prepared or Analyzed	Analyst	Lab
Total/NA	Analysis	Moisture		1	558284	10/08/18 03:34	APV	TAL EDI

**Client Sample ID: SB-317-19.5**

**Lab Sample ID: 460-166026-16**

**Date Collected: 10/03/18 12:05**

**Matrix: Solid**

**Date Received: 10/03/18 15:34**

**Percent Solids: 82.2**

Prep Type	Batch Type	Batch Method	Run	Dilution Factor	Batch Number	Prepared or Analyzed	Analyst	Lab
Total/NA	Prep	5035			557555	10/05/18 00:15	AVM	TAL EDI
Total/NA	Analysis	8260C		1	557927	10/06/18 16:09	DAS	TAL EDI
Total/NA	Prep	3546			557690	10/05/18 09:25	KMH	TAL EDI
Total/NA	Analysis	8270D		1	557864	10/06/18 15:14	DAN	TAL EDI

**Client Sample ID: SB-318-18**

**Lab Sample ID: 460-166026-17**

**Date Collected: 10/03/18 13:30**

**Matrix: Solid**

**Date Received: 10/03/18 15:34**

Prep Type	Batch Type	Batch Method	Run	Dilution Factor	Batch Number	Prepared or Analyzed	Analyst	Lab
Total/NA	Analysis	Moisture		1	558284	10/08/18 03:34	APV	TAL EDI

**Client Sample ID: SB-318-18**

**Lab Sample ID: 460-166026-17**

**Date Collected: 10/03/18 13:30**

**Matrix: Solid**

**Date Received: 10/03/18 15:34**

**Percent Solids: 91.0**

Prep Type	Batch Type	Batch Method	Run	Dilution Factor	Batch Number	Prepared or Analyzed	Analyst	Lab
Total/NA	Prep	5035			557553	10/05/18 00:08	AVM	TAL EDI
Total/NA	Analysis	8260C		50	558891	10/10/18 12:16	KLB	TAL EDI
Total/NA	Prep	3546			557690	10/05/18 09:25	KMH	TAL EDI
Total/NA	Analysis	8270D		2	558238	10/08/18 08:21	FAM	TAL EDI

**Client Sample ID: SB-318-19.5**

**Lab Sample ID: 460-166026-18**

**Date Collected: 10/03/18 13:35**

**Matrix: Solid**

**Date Received: 10/03/18 15:34**

Prep Type	Batch Type	Batch Method	Run	Dilution Factor	Batch Number	Prepared or Analyzed	Analyst	Lab
Total/NA	Analysis	Moisture		1	558284	10/08/18 03:34	APV	TAL EDI

**Client Sample ID: SB-318-19.5**

**Lab Sample ID: 460-166026-18**

**Date Collected: 10/03/18 13:35**

**Matrix: Solid**

**Date Received: 10/03/18 15:34**

**Percent Solids: 86.3**

Prep Type	Batch Type	Batch Method	Run	Dilution Factor	Batch Number	Prepared or Analyzed	Analyst	Lab
Total/NA	Prep	5035			557555	10/05/18 00:16	AVM	TAL EDI

TestAmerica Edison

# Lab Chronicle

Client: RT Environmental Services, Inc.  
Project/Site: Collins St Act 2

TestAmerica Job ID: 460-166026-1

**Client Sample ID: SB-318-19.5**

**Lab Sample ID: 460-166026-18**

**Date Collected: 10/03/18 13:35**

**Matrix: Solid**

**Date Received: 10/03/18 15:34**

**Percent Solids: 86.3**

Prep Type	Batch Type	Batch Method	Run	Dilution Factor	Batch Number	Prepared or Analyzed	Analyst	Lab
Total/NA	Analysis	8260C		1	558270	10/08/18 08:36	AAT	TAL EDI
Total/NA	Prep	3546			557690	10/05/18 09:25	KMH	TAL EDI
Total/NA	Analysis	8270D		1	557864	10/06/18 15:37	DAN	TAL EDI

**Laboratory References:**

TAL EDI = TestAmerica Edison, 777 New Durham Road, Edison, NJ 08817, TEL (732)549-3900



# Accreditation/Certification Summary

Client: RT Environmental Services, Inc.  
Project/Site: Collins St Act 2

TestAmerica Job ID: 460-166026-1

## Laboratory: TestAmerica Edison

All accreditations/certifications held by this laboratory are listed. Not all accreditations/certifications are applicable to this report.

Authority	Program	EPA Region	Identification Number	Expiration Date
Connecticut	State Program	1	PH-0200	09-30-20
DE Haz. Subst. Cleanup Act (HSCA)	State Program	3	N/A	12-31-18
New Jersey	NELAP	2	12028	06-30-19
New York	NELAP	2	11452	04-01-19
Pennsylvania	NELAP	3	68-00522	02-28-19
Rhode Island	State Program	1	LAO00132	12-30-18
USDA	Federal		NJCA-003-08	06-13-20

# Method Summary

Client: RT Environmental Services, Inc.  
Project/Site: Collins St Act 2

TestAmerica Job ID: 460-166026-1

Method	Method Description	Protocol	Laboratory
8260C	Volatile Organic Compounds by GC/MS	SW846	TAL EDI
8270D	Semivolatile Organic Compounds (GC/MS)	SW846	TAL EDI
Moisture	Percent Moisture	EPA	TAL EDI
3546	Microwave Extraction	SW846	TAL EDI
5035	Closed System Purge and Trap	SW846	TAL EDI

**Protocol References:**

EPA = US Environmental Protection Agency

SW846 = "Test Methods For Evaluating Solid Waste, Physical/Chemical Methods", Third Edition, November 1986 And Its Updates.

**Laboratory References:**

TAL EDI = TestAmerica Edison, 777 New Durham Road, Edison, NJ 08817, TEL (732)549-3900



# Sample Summary

Client: RT Environmental Services, Inc.  
Project/Site: Collins St Act 2

TestAmerica Job ID: 460-166026-1

Lab Sample ID	Client Sample ID	Matrix	Collected	Received
460-166026-1	SB-310-2	Solid	10/03/18 08:35	10/03/18 15:34
460-166026-2	SB-310-7.5	Solid	10/03/18 08:40	10/03/18 15:34
460-166026-3	SB-311-13	Solid	10/03/18 09:00	10/03/18 15:34
460-166026-4	SB-311-19.5	Solid	10/03/18 09:05	10/03/18 15:34
460-166026-5	SB-312-18	Solid	10/03/18 09:40	10/03/18 15:34
460-166026-6	SB-312-19.5	Solid	10/03/18 09:45	10/03/18 15:34
460-166026-7	SB-313-14	Solid	10/03/18 10:15	10/03/18 15:34
460-166026-8	SB-313-19.5	Solid	10/03/18 10:20	10/03/18 15:34
460-166026-9	SB-314-13.5	Solid	10/03/18 10:35	10/03/18 15:34
460-166026-10	SB-314-19.5	Solid	10/03/18 10:40	10/03/18 15:34
460-166026-11	SB-315-14	Solid	10/03/18 11:05	10/03/18 15:34
460-166026-12	SB-315-19.5	Solid	10/03/18 11:10	10/03/18 15:34
460-166026-13	SB-316-12.5	Solid	10/03/18 11:30	10/03/18 15:34
460-166026-14	SB-316-19.5	Solid	10/03/18 11:35	10/03/18 15:34
460-166026-15	SB-317-13	Solid	10/03/18 12:00	10/03/18 15:34
460-166026-16	SB-317-19.5	Solid	10/03/18 12:05	10/03/18 15:34
460-166026-17	SB-318-18	Solid	10/03/18 13:30	10/03/18 15:34
460-166026-18	SB-318-19.5	Solid	10/03/18 13:35	10/03/18 15:34



# TestAmerica

THE LEADER IN ENVIRONMENTAL TESTING

## CHAIN OF CUSTODY / ANALYSIS REQUEST

777 New Durham Road  
Edison, New Jersey 08817  
Phone: (732) 549-3900 Fax: (732) 549-3679

Page 1 of 2

Name (for report and invoice) J. L. Zimski, V. Long, W. Turganer  
 Company RT Environmental  
 Address RT Environmental  
 City KOP State PA  
 Phone \_\_\_\_\_ Fax \_\_\_\_\_

Samplers Name (Printed) V. Jones Long  
 P. O. # 2043-20-02  
 Analysis Turnaround Time  
 Standard   
 Rush Charges Authorized For:  
 2 Week   
 1 Week   
 Other

Site/Project Identification Collins St Apt 2  
 State (Location of site): NJ:  NY:  Other: PA  
 Regulatory Program: \_\_\_\_\_

LAB USE ONLY  
 Project No: \_\_\_\_\_  
 Job No: 106026

Sample Identification	Date	Time	Matrix	No. of Cont.	ANALYSIS REQUESTED (EVEN X BELOW TO INDICATE REQUEST)
SB-310-2	10/31/13	835	Soil	S	X P C D O 2 VOCs
SB-310-7.S		840			X
SB-311-13		900			X
SB-311-19.S		905			X
SB-312-18		940			X
SB-312-19.S		945			X
SB-313-14		1015			X
SB-313-19.S		1020			X
SB-314-13.S		1035			X
SB-314-19.S		1040			X

Preservation Used:  ICE, 2 = HCl, 3 = H<sub>2</sub>SO<sub>4</sub>, 4 = HNO<sub>3</sub>, 5 = NaOH  
 Other DINO,  Other MeOH

Soil: 16.7167  
 Water: \_\_\_\_\_



Special Instructions \_\_\_\_\_

Water Metals Filtered (Yes/No)? \_\_\_\_\_

Relinquished by	Company	Date / Time	Received by	Company
<u>[Signature]</u>	<u>RT Env</u>	<u>10/31/13 1534</u>	<u>[Signature]</u>	<u>TALCO</u>
<u>[Signature]</u>	<u>TALCO</u>	<u>10/11/13 1800</u>	<u>[Signature]</u>	<u>TALCO</u>
<u>[Signature]</u>	<u>TALCO</u>	<u>10/18/13 2115</u>	<u>[Signature]</u>	<u>TALCO</u>
<u>[Signature]</u>	<u>TALCO</u>	<u>10/14/13</u>	<u>[Signature]</u>	<u>TALCO</u>

Laboratory Certifications: New Jersey (12028), New York (11452), Pennsylvania (68-522), Connecticut (PH-0200), Rhode Island (132), Massachusetts (M-NU312), North Carolina (No. 578)

# TestAmerica

THE LEADER IN ENVIRONMENTAL TESTING

## CHAIN OF CUSTODY / ANALYSIS REQUEST

777 New Durham Road  
Edison, New Jersey 08817  
Phone: (732) 549-3900 Fax: (732) 549-3679

1.2001  
Page 2 of 2

Name (for report and invoice) **J. Lydanski, V. Long, W. Rungtner** Company **RT Environmental**

Address **RT Environmental** City **KOP** State **PA**

Phone \_\_\_\_\_ Fax \_\_\_\_\_

Samplers Name (Printed) **V. Jones Long** P.O.# **2043-20-12**

Site/Project Identification **Colons St. Act 2**

State (Location of site): NJ:  NY:  Other: **PA**

Regulatory Program: \_\_\_\_\_

LAB USE ONLY  
Project No: \_\_\_\_\_  
Job No: **11600210**

Analysis Requested (Enter X below to indicate request)

Standard  Rush Charges Authorized For:  
 2 Week  
 1 Week  
 Other

Sample Identification	Date	Time	Matrix	No. of Cont.	Soil	Water
SB-315-14	10/3/18	1110	Soil	5	X	X
SB-315-19.5		1130			X	X
SB-316-12.5		1135			X	X
SB-316-19.5		1206			X	X
SB-317-13		1205			X	X
SB-317-18		1336			X	X
SB-317-19.5		1335			X	X

Preservation Used:  ICE, 2 = HCl, 3 = H<sub>2</sub>SO<sub>4</sub>, 4 = HNO<sub>3</sub>, 5 = NaOH  
 Other: **DI H<sub>2</sub>O**,  Other: **MEOH**

### Special Instructions

Water Metals Filtered (Yes/No)?

Relinquished by	Company	Date / Time	Received by	Company
1) <i>[Signature]</i>	RTGW	10/19/18 1534	<i>[Signature]</i>	TRUP
2) <i>[Signature]</i>	TRUP	10/4/18 1500	<i>[Signature]</i>	TRUP
3) <i>[Signature]</i>	TRUP	10-4-18 1815	<i>[Signature]</i>	TRUP
4) <i>[Signature]</i>	TRUP	10/4/18 1815	<i>[Signature]</i>	TRUP

Laboratory Certifications: New Jersey (12028), New York (11452), Pennsylvania (68-522), Connecticut (PH-0200), Rhode Island (132), Massachusetts (M-NJ312), North Carolina (No. 578)

TestAmerica Edison  
Receipt Temperature and pH Log

Job Number: 166226

Number of Coolers:	IR Gun #	Cooler Temperatures										
		RAW UN-CORRECTED			RAW UN-CORRECTED			RAW UN-CORRECTED				
Cooler #1: <u>2</u>		°C	°C	°C	Cooler #4: <u>2</u>	°C	°C	°C	Cooler #7: <u>2</u>	°C	°C	°C
Cooler #2: <u>2</u>		°C	°C	°C	Cooler #5: <u>2</u>	°C	°C	°C	Cooler #8: <u>2</u>	°C	°C	°C
Cooler #3: <u>2</u>		°C	°C	°C	Cooler #6: <u>2</u>	°C	°C	°C	Cooler #9: <u>2</u>	°C	°C	°C

TALS Sample Number	Ammonia (pH<2)	COD (pH<2)	Nitrate Nitrite (pH<2)	Metals* (pH<2)	Hardness (pH<2)	Pest (pH 5-9)	EPH or QAM (pH<2)	Phenols (pH<2)	Sulfide (pH>9)	TKN (pH<2)	TOC (pH<2)	Total Cyanide (pH<12)	Total Phos (pH<2)	Other	Other

If pH adjustments are required record the information below:

Sample No(s), adjusted: \_\_\_\_\_

Preservative Name/Conc.: \_\_\_\_\_ Volume of Preservative used (ml): \_\_\_\_\_

Lot # of Preservative(s): \_\_\_\_\_ Expiration Date: \_\_\_\_\_

The appropriate Project Manager and Department Manager should be notified about the samples which were pH adjusted.

\* Samples for Metal analysis which are out of compliance must be acidified at least 24 hours prior to analysis.

EDS-WI-038, Rev 4, 06/09/2014

Initials: JG Date: 10/3

## Login Sample Receipt Checklist

Client: RT Environmental Services, Inc.

Job Number: 460-166026-1

**Login Number: 166026**

**List Number: 1**

**Creator: Gilmore, Julie L**

**List Source: TestAmerica Edison**

Question	Answer	Comment
Radioactivity wasn't checked or is <math>\leq</math> background as measured by a survey meter.	N/A	
The cooler's custody seal, if present, is intact.	N/A	
Sample custody seals, if present, are intact.	N/A	
The cooler or samples do not appear to have been compromised or tampered with.	True	
Samples were received on ice.	True	
Cooler Temperature is acceptable.	True	IR KOP#1 1.2
Cooler Temperature is recorded.	True	
COC is present.	True	
COC is filled out in ink and legible.	True	
COC is filled out with all pertinent information.	True	
Is the Field Sampler's name present on COC?	True	
There are no discrepancies between the containers received and the COC.	True	
Samples are received within Holding Time (excluding tests with immediate HTs)	True	
Sample containers have legible labels.	True	
Containers are not broken or leaking.	True	
Sample collection date/times are provided.	True	
Appropriate sample containers are used.	True	
Sample bottles are completely filled.	True	
Sample Preservation Verified.	True	
There is sufficient vol. for all requested analyses, incl. any requested MS/MSDs	True	
Containers requiring zero headspace have no headspace or bubble is <math><6\text{mm}</math> (1/4").	N/A	
Multiphasic samples are not present.	True	
Samples do not require splitting or compositing.	True	
Residual Chlorine Checked.	N/A	

# TestAmerica

THE LEADER IN ENVIRONMENTAL TESTING

## ANALYTICAL REPORT

TestAmerica Laboratories, Inc.  
TestAmerica Edison  
777 New Durham Road  
Edison, NJ 08817  
Tel: (732)549-3900

TestAmerica Job ID: 460-165942-1  
Client Project/Site: Collins St. Act 2

For:  
RT Environmental Services, Inc.  
215 West Church Road  
Suite 300  
King of Prussia, Pennsylvania 19406

Attn: John Lydzinski



---

Authorized for release by:  
10/14/2018 12:46:05 PM

Jill Miller, Project Manager II  
(484)685-0871  
[jill.miller@testamericainc.com](mailto:jill.miller@testamericainc.com)

### LINKS

Review your project  
results through  
**TotalAccess**

Have a Question?



Visit us at:  
[www.testamericainc.com](http://www.testamericainc.com)

*The test results in this report meet all 2003 NELAC and 2009 TNI requirements for accredited parameters, exceptions are noted in this report. This report may not be reproduced except in full, and with written approval from the laboratory. For questions please contact the Project Manager at the e-mail address or telephone number listed on this page.*

*This report has been electronically signed and authorized by the signatory. Electronic signature is intended to be the legally binding equivalent of a traditionally handwritten signature.*

*Results relate only to the items tested and the sample(s) as received by the laboratory.*

1

2

3

4

5

6

7

8

9

10

11



# Table of Contents

Cover Page . . . . .	1
Table of Contents . . . . .	2
Definitions/Glossary . . . . .	3
Case Narrative . . . . .	4
Client Sample Results . . . . .	5
Lab Chronicle . . . . .	26
Certification Summary . . . . .	31
Method Summary . . . . .	32
Sample Summary . . . . .	33
Chain of Custody . . . . .	34
Receipt Checklists . . . . .	37

# Definitions/Glossary

Client: RT Environmental Services, Inc.  
Project/Site: Collins St. Act 2

TestAmerica Job ID: 460-165942-1

## Qualifiers

### GC/MS VOA

Qualifier	Qualifier Description
U	Indicates the analyte was analyzed for but not detected.
*	LCS or LCSD is outside acceptance limits.
J	Result is less than the RL but greater than or equal to the MDL and the concentration is an approximate value.
B	Compound was found in the blank and sample.

### GC/MS Semi VOA

Qualifier	Qualifier Description
U	Indicates the analyte was analyzed for but not detected.
J	Result is less than the RL but greater than or equal to the MDL and the concentration is an approximate value.

## Glossary

Abbreviation	These commonly used abbreviations may or may not be present in this report.
α	Listed under the "D" column to designate that the result is reported on a dry weight basis
%R	Percent Recovery
CFL	Contains Free Liquid
CNF	Contains No Free Liquid
DER	Duplicate Error Ratio (normalized absolute difference)
Dil Fac	Dilution Factor
DL	Detection Limit (DoD/DOE)
DL, RA, RE, IN	Indicates a Dilution, Re-analysis, Re-extraction, or additional Initial metals/anion analysis of the sample
DLC	Decision Level Concentration (Radiochemistry)
EDL	Estimated Detection Limit (Dioxin)
LOD	Limit of Detection (DoD/DOE)
LOQ	Limit of Quantitation (DoD/DOE)
MDA	Minimum Detectable Activity (Radiochemistry)
MDC	Minimum Detectable Concentration (Radiochemistry)
MDL	Method Detection Limit
ML	Minimum Level (Dioxin)
NC	Not Calculated
ND	Not Detected at the reporting limit (or MDL or EDL if shown)
PQL	Practical Quantitation Limit
QC	Quality Control
RER	Relative Error Ratio (Radiochemistry)
RL	Reporting Limit or Requested Limit (Radiochemistry)
RPD	Relative Percent Difference, a measure of the relative difference between two points
TEF	Toxicity Equivalent Factor (Dioxin)
TEQ	Toxicity Equivalent Quotient (Dioxin)

# Case Narrative

Client: RT Environmental Services, Inc.  
Project/Site: Collins St. Act 2

TestAmerica Job ID: 460-165942-1

**Job ID: 460-165942-1**

**Laboratory: TestAmerica Edison**

## Narrative

### Job Narrative 460-165942-1

#### Comments

No additional comments.

#### Receipt

The samples were received on 10/2/2018 2:15 PM; the samples arrived in good condition, properly preserved and, where required, on ice. The temperature of the cooler at receipt was 9.5° C.

#### GC/MS VOA

Method(s) 8260C: The continuing calibration verification (CCV) associated with batch 460-557233 recovered above the upper control limit for Freon TF. The samples associated with this CCV were non-detects for the affected analyte; therefore, the data have been reported.

Method(s) 8260C: The laboratory control sample duplicate (LCSD) for analytical batch 460-557233 recovered outside control limits for the following analytes: MTBE and Methyl acetate. These analytes were biased high in the LCSD and were not detected in the associated samples; therefore, the data have been reported.

Method(s) 8260C: The continuing calibration verification (CCV) analyzed in batch 460-557808 was outside the method criteria for the following analyte(s): Dichlorodifluoromethane, 1,1,2-Trichloro-1,2,2-trifluoroethane, Bromoform and Trichlorofluoromethane. A CCV standard at or below the reporting limit (RL) was analyzed with the affected samples and found to be acceptable. As indicated in the reference method, sample analysis may proceed; however, any detection for the affected analyte(s) is considered estimated.

Method(s) 8260C: The laboratory control sample duplicate (LCSD) for analytical batch 460-557808 recovered outside control limits for the following analytes: Trichlorofluoromethane, 1,1,2-Trichloro-1,2,2-trifluoroethane and Carbon tetrachloride. These analytes were biased low in the LCSD and were within control limits in the LCS. The associated sample data has been flagged and reported.

Method(s) 8260C: The following sample was diluted to bring the concentration of target analytes within the calibration range: SB-301-1.5 (460-165942-3). Elevated reporting limits (RLs) are provided.

No additional analytical or quality issues were noted, other than those described above or in the Definitions/Glossary page.

#### GC/MS Semi VOA

Method(s) 8270D: Surrogates recoveries for the following laboratory control sample (LCS) associated with batch 460-557276 were outside the upper control limits. All spike recoveries were within limits. Sample has been qualified and reported.

No additional analytical or quality issues were noted, other than those described above or in the Definitions/Glossary page.

#### Organic Prep

No analytical or quality issues were noted, other than those described in the Definitions/Glossary page.

#### VOA Prep

No analytical or quality issues were noted, other than those described in the Definitions/Glossary page.



# Client Sample Results

Client: RT Environmental Services, Inc.  
Project/Site: Collins St. Act 2

TestAmerica Job ID: 460-165942-1

**Client Sample ID: SB-300-3**

**Lab Sample ID: 460-165942-1**

**Date Collected: 10/02/18 09:15**

**Matrix: Solid**

**Date Received: 10/02/18 14:15**

**Percent Solids: 82.4**

**Method: 8260C - Volatile Organic Compounds by GC/MS**

Analyte	Result	Qualifier	RL	MDL	Unit	D	Prepared	Analyzed	Dil Fac
Chloromethane	0.00044	U	0.0010	0.00044	mg/Kg	☼	10/04/18 00:48	10/04/18 11:07	1
Bromomethane	0.00048	U	0.0010	0.00048	mg/Kg	☼	10/04/18 00:48	10/04/18 11:07	1
Vinyl chloride	0.00055	U	0.0010	0.00055	mg/Kg	☼	10/04/18 00:48	10/04/18 11:07	1
Chloroethane	0.00053	U	0.0010	0.00053	mg/Kg	☼	10/04/18 00:48	10/04/18 11:07	1
<b>Methylene Chloride</b>	<b>0.0033</b>		0.0010	0.00017	mg/Kg	☼	10/04/18 00:48	10/04/18 11:07	1
Acetone	0.0039	U	0.0051	0.0039	mg/Kg	☼	10/04/18 00:48	10/04/18 11:07	1
Carbon disulfide	0.00027	U	0.0010	0.00027	mg/Kg	☼	10/04/18 00:48	10/04/18 11:07	1
Trichlorofluoromethane	0.00041	U	0.0010	0.00041	mg/Kg	☼	10/04/18 00:48	10/04/18 11:07	1
1,1-Dichloroethene	0.00023	U	0.0010	0.00023	mg/Kg	☼	10/04/18 00:48	10/04/18 11:07	1
1,1-Dichloroethane	0.00021	U	0.0010	0.00021	mg/Kg	☼	10/04/18 00:48	10/04/18 11:07	1
trans-1,2-Dichloroethene	0.00025	U	0.0010	0.00025	mg/Kg	☼	10/04/18 00:48	10/04/18 11:07	1
cis-1,2-Dichloroethene	0.00015	U	0.0010	0.00015	mg/Kg	☼	10/04/18 00:48	10/04/18 11:07	1
Chloroform	0.00032	U	0.0010	0.00032	mg/Kg	☼	10/04/18 00:48	10/04/18 11:07	1
1,2-Dichloroethane	0.00030	U	0.0010	0.00030	mg/Kg	☼	10/04/18 00:48	10/04/18 11:07	1
2-Butanone	0.0011	U	0.0051	0.0011	mg/Kg	☼	10/04/18 00:48	10/04/18 11:07	1
1,1,1-Trichloroethane	0.00024	U	0.0010	0.00024	mg/Kg	☼	10/04/18 00:48	10/04/18 11:07	1
Carbon tetrachloride	0.00018	U	0.0010	0.00018	mg/Kg	☼	10/04/18 00:48	10/04/18 11:07	1
Bromodichloromethane	0.00026	U	0.0010	0.00026	mg/Kg	☼	10/04/18 00:48	10/04/18 11:07	1
1,2-Dichloropropane	0.00043	U	0.0010	0.00043	mg/Kg	☼	10/04/18 00:48	10/04/18 11:07	1
cis-1,3-Dichloropropene	0.00028	U	0.0010	0.00028	mg/Kg	☼	10/04/18 00:48	10/04/18 11:07	1
<b>Trichloroethene</b>	<b>0.00068</b>	<b>J</b>	0.0010	0.00015	mg/Kg	☼	10/04/18 00:48	10/04/18 11:07	1
Dibromochloromethane	0.00020	U	0.0010	0.00020	mg/Kg	☼	10/04/18 00:48	10/04/18 11:07	1
1,1,2-Trichloroethane	0.00018	U	0.0010	0.00018	mg/Kg	☼	10/04/18 00:48	10/04/18 11:07	1
Benzene	0.00026	U	0.0010	0.00026	mg/Kg	☼	10/04/18 00:48	10/04/18 11:07	1
trans-1,3-Dichloropropene	0.00027	U	0.0010	0.00027	mg/Kg	☼	10/04/18 00:48	10/04/18 11:07	1
Bromoform	0.00043	U	0.0010	0.00043	mg/Kg	☼	10/04/18 00:48	10/04/18 11:07	1
4-Methyl-2-pentanone	0.00067	U	0.0051	0.00067	mg/Kg	☼	10/04/18 00:48	10/04/18 11:07	1
2-Hexanone	0.00079	U	0.0051	0.00079	mg/Kg	☼	10/04/18 00:48	10/04/18 11:07	1
<b>Tetrachloroethene</b>	<b>0.0011</b>		0.0010	0.00015	mg/Kg	☼	10/04/18 00:48	10/04/18 11:07	1
1,1,2,2-Tetrachloroethane	0.00022	U	0.0010	0.00022	mg/Kg	☼	10/04/18 00:48	10/04/18 11:07	1
Toluene	0.00063	U	0.0010	0.00063	mg/Kg	☼	10/04/18 00:48	10/04/18 11:07	1
Chlorobenzene	0.00018	U	0.0010	0.00018	mg/Kg	☼	10/04/18 00:48	10/04/18 11:07	1
Ethylbenzene	0.00020	U	0.0010	0.00020	mg/Kg	☼	10/04/18 00:48	10/04/18 11:07	1
Styrene	0.00012	U	0.0010	0.00012	mg/Kg	☼	10/04/18 00:48	10/04/18 11:07	1
Xylenes, Total	0.00026	U	0.0020	0.00026	mg/Kg	☼	10/04/18 00:48	10/04/18 11:07	1
Freon TF	0.00031	U	0.0010	0.00031	mg/Kg	☼	10/04/18 00:48	10/04/18 11:07	1
MTBE	0.00013	U *	0.0010	0.00013	mg/Kg	☼	10/04/18 00:48	10/04/18 11:07	1
Cyclohexane	0.00022	U	0.0010	0.00022	mg/Kg	☼	10/04/18 00:48	10/04/18 11:07	1
1,2-Dibromoethane	0.00018	U	0.0010	0.00018	mg/Kg	☼	10/04/18 00:48	10/04/18 11:07	1
1,3-Dichlorobenzene	0.00016	U	0.0010	0.00016	mg/Kg	☼	10/04/18 00:48	10/04/18 11:07	1
1,4-Dichlorobenzene	0.00010	U	0.0010	0.00010	mg/Kg	☼	10/04/18 00:48	10/04/18 11:07	1
1,2-Dichlorobenzene	0.00015	U	0.0010	0.00015	mg/Kg	☼	10/04/18 00:48	10/04/18 11:07	1
Naphthalene	0.00019	U	0.0010	0.00019	mg/Kg	☼	10/04/18 00:48	10/04/18 11:07	1
Dichlorodifluoromethane	0.00034	U	0.0010	0.00034	mg/Kg	☼	10/04/18 00:48	10/04/18 11:07	1
1,2,4-Trichlorobenzene	0.000093	U	0.0010	0.000093	mg/Kg	☼	10/04/18 00:48	10/04/18 11:07	1
1,2,4-Trimethylbenzene	0.000096	U	0.0010	0.000096	mg/Kg	☼	10/04/18 00:48	10/04/18 11:07	1
1,2-Dibromo-3-Chloropropane	0.00047	U	0.0010	0.00047	mg/Kg	☼	10/04/18 00:48	10/04/18 11:07	1
1,3,5-Trimethylbenzene	0.00012	U	0.0010	0.00012	mg/Kg	☼	10/04/18 00:48	10/04/18 11:07	1
Isopropylbenzene	0.00013	U	0.0010	0.00013	mg/Kg	☼	10/04/18 00:48	10/04/18 11:07	1

TestAmerica Edison

# Client Sample Results

Client: RT Environmental Services, Inc.  
Project/Site: Collins St. Act 2

TestAmerica Job ID: 460-165942-1

**Client Sample ID: SB-300-3**

**Lab Sample ID: 460-165942-1**

**Date Collected: 10/02/18 09:15**

**Matrix: Solid**

**Date Received: 10/02/18 14:15**

**Percent Solids: 82.4**

**Method: 8260C - Volatile Organic Compounds by GC/MS (Continued)**

Analyte	Result	Qualifier	RL	MDL	Unit	D	Prepared	Analyzed	Dil Fac
Methyl acetate	0.0044	U *	0.0051	0.0044	mg/Kg	☼	10/04/18 00:48	10/04/18 11:07	1
<b>Methylcyclohexane</b>	<b>0.00017</b>	<b>J</b>	0.0010	0.00016	mg/Kg	☼	10/04/18 00:48	10/04/18 11:07	1
Surrogate	%Recovery	Qualifier	Limits				Prepared	Analyzed	Dil Fac
1,2-Dichloroethane-d4 (Surr)	110		78 - 135				10/04/18 00:48	10/04/18 11:07	1
Toluene-d8 (Surr)	99		73 - 121				10/04/18 00:48	10/04/18 11:07	1
Bromofluorobenzene	101		67 - 126				10/04/18 00:48	10/04/18 11:07	1
Dibromofluoromethane (Surr)	112		61 - 149				10/04/18 00:48	10/04/18 11:07	1

**Method: 8270D - Semivolatile Organic Compounds (GC/MS)**

Analyte	Result	Qualifier	RL	MDL	Unit	D	Prepared	Analyzed	Dil Fac
Fluorene	0.0054	U	0.40	0.0054	mg/Kg	☼	10/04/18 06:31	10/05/18 01:13	1
<b>Phenanthrene</b>	<b>0.038</b>	<b>J</b>	0.40	0.0070	mg/Kg	☼	10/04/18 06:31	10/05/18 01:13	1
Anthracene	0.0045	U	0.40	0.0045	mg/Kg	☼	10/04/18 06:31	10/05/18 01:13	1
<b>Pyrene</b>	<b>0.050</b>	<b>J</b>	0.40	0.010	mg/Kg	☼	10/04/18 06:31	10/05/18 01:13	1
Benzo[a]anthracene	0.014	U	0.040	0.014	mg/Kg	☼	10/04/18 06:31	10/05/18 01:13	1
<b>Chrysene</b>	<b>0.038</b>	<b>J</b>	0.40	0.0068	mg/Kg	☼	10/04/18 06:31	10/05/18 01:13	1
<b>Benzo[b]fluoranthene</b>	<b>0.038</b>	<b>J</b>	0.040	0.010	mg/Kg	☼	10/04/18 06:31	10/05/18 01:13	1
<b>Benzo[a]pyrene</b>	<b>0.029</b>	<b>J</b>	0.040	0.011	mg/Kg	☼	10/04/18 06:31	10/05/18 01:13	1
<b>Benzo[g,h,i]perylene</b>	<b>0.023</b>	<b>J</b>	0.40	0.012	mg/Kg	☼	10/04/18 06:31	10/05/18 01:13	1
Surrogate	%Recovery	Qualifier	Limits				Prepared	Analyzed	Dil Fac
Nitrobenzene-d5	88		37 - 94				10/04/18 06:31	10/05/18 01:13	1
Terphenyl-d14	96		24 - 109				10/04/18 06:31	10/05/18 01:13	1
2-Fluorobiphenyl	84		38 - 95				10/04/18 06:31	10/05/18 01:13	1

**General Chemistry**

Analyte	Result	Qualifier	RL	MDL	Unit	D	Prepared	Analyzed	Dil Fac
<b>Percent Moisture</b>	<b>17.6</b>		1.0	1.0	%			10/05/18 04:14	1
<b>Percent Solids</b>	<b>82.4</b>		1.0	1.0	%			10/05/18 04:14	1

**Client Sample ID: SB-300-7.5**

**Lab Sample ID: 460-165942-2**

**Date Collected: 10/02/18 09:20**

**Matrix: Solid**

**Date Received: 10/02/18 14:15**

**Percent Solids: 86.9**

**Method: 8260C - Volatile Organic Compounds by GC/MS**

Analyte	Result	Qualifier	RL	MDL	Unit	D	Prepared	Analyzed	Dil Fac
Chloromethane	0.00035	U	0.00081	0.00035	mg/Kg	☼	10/04/18 00:48	10/04/18 11:31	1
Bromomethane	0.00038	U	0.00081	0.00038	mg/Kg	☼	10/04/18 00:48	10/04/18 11:31	1
Vinyl chloride	0.00044	U	0.00081	0.00044	mg/Kg	☼	10/04/18 00:48	10/04/18 11:31	1
Chloroethane	0.00042	U	0.00081	0.00042	mg/Kg	☼	10/04/18 00:48	10/04/18 11:31	1
<b>Methylene Chloride</b>	<b>0.0046</b>		0.00081	0.00013	mg/Kg	☼	10/04/18 00:48	10/04/18 11:31	1
<b>Acetone</b>	<b>0.0036</b>	<b>J</b>	0.0040	0.0031	mg/Kg	☼	10/04/18 00:48	10/04/18 11:31	1
Carbon disulfide	0.00021	U	0.00081	0.00021	mg/Kg	☼	10/04/18 00:48	10/04/18 11:31	1
Trichlorofluoromethane	0.00033	U	0.00081	0.00033	mg/Kg	☼	10/04/18 00:48	10/04/18 11:31	1
1,1-Dichloroethene	0.00018	U	0.00081	0.00018	mg/Kg	☼	10/04/18 00:48	10/04/18 11:31	1
1,1-Dichloroethane	0.00017	U	0.00081	0.00017	mg/Kg	☼	10/04/18 00:48	10/04/18 11:31	1
trans-1,2-Dichloroethene	0.00020	U	0.00081	0.00020	mg/Kg	☼	10/04/18 00:48	10/04/18 11:31	1
cis-1,2-Dichloroethene	0.00012	U	0.00081	0.00012	mg/Kg	☼	10/04/18 00:48	10/04/18 11:31	1
Chloroform	0.00026	U	0.00081	0.00026	mg/Kg	☼	10/04/18 00:48	10/04/18 11:31	1
1,2-Dichloroethane	0.00024	U	0.00081	0.00024	mg/Kg	☼	10/04/18 00:48	10/04/18 11:31	1

TestAmerica Edison

# Client Sample Results

Client: RT Environmental Services, Inc.  
Project/Site: Collins St. Act 2

TestAmerica Job ID: 460-165942-1

**Client Sample ID: SB-300-7.5**

**Lab Sample ID: 460-165942-2**

**Date Collected: 10/02/18 09:20**

**Matrix: Solid**

**Date Received: 10/02/18 14:15**

**Percent Solids: 86.9**

**Method: 8260C - Volatile Organic Compounds by GC/MS (Continued)**

Analyte	Result	Qualifier	RL	MDL	Unit	D	Prepared	Analyzed	Dil Fac
2-Butanone	0.00090	U	0.0040	0.00090	mg/Kg	☼	10/04/18 00:48	10/04/18 11:31	1
1,1,1-Trichloroethane	0.00019	U	0.00081	0.00019	mg/Kg	☼	10/04/18 00:48	10/04/18 11:31	1
Carbon tetrachloride	0.00015	U	0.00081	0.00015	mg/Kg	☼	10/04/18 00:48	10/04/18 11:31	1
Bromodichloromethane	0.00021	U	0.00081	0.00021	mg/Kg	☼	10/04/18 00:48	10/04/18 11:31	1
1,2-Dichloropropane	0.00034	U	0.00081	0.00034	mg/Kg	☼	10/04/18 00:48	10/04/18 11:31	1
cis-1,3-Dichloropropene	0.00022	U	0.00081	0.00022	mg/Kg	☼	10/04/18 00:48	10/04/18 11:31	1
Trichloroethene	0.00012	U	0.00081	0.00012	mg/Kg	☼	10/04/18 00:48	10/04/18 11:31	1
Dibromochloromethane	0.00016	U	0.00081	0.00016	mg/Kg	☼	10/04/18 00:48	10/04/18 11:31	1
1,1,2-Trichloroethane	0.00014	U	0.00081	0.00014	mg/Kg	☼	10/04/18 00:48	10/04/18 11:31	1
<b>Benzene</b>	<b>0.00022</b>	<b>J</b>	0.00081	0.00021	mg/Kg	☼	10/04/18 00:48	10/04/18 11:31	1
trans-1,3-Dichloropropene	0.00021	U	0.00081	0.00021	mg/Kg	☼	10/04/18 00:48	10/04/18 11:31	1
Bromoform	0.00034	U	0.00081	0.00034	mg/Kg	☼	10/04/18 00:48	10/04/18 11:31	1
4-Methyl-2-pentanone	0.00054	U	0.0040	0.00054	mg/Kg	☼	10/04/18 00:48	10/04/18 11:31	1
2-Hexanone	0.00063	U	0.0040	0.00063	mg/Kg	☼	10/04/18 00:48	10/04/18 11:31	1
<b>Tetrachloroethene</b>	<b>0.00012</b>	<b>J</b>	0.00081	0.00012	mg/Kg	☼	10/04/18 00:48	10/04/18 11:31	1
1,1,2,2-Tetrachloroethane	0.00017	U	0.00081	0.00017	mg/Kg	☼	10/04/18 00:48	10/04/18 11:31	1
<b>Toluene</b>	<b>0.0013</b>		0.00081	0.00050	mg/Kg	☼	10/04/18 00:48	10/04/18 11:31	1
Chlorobenzene	0.00014	U	0.00081	0.00014	mg/Kg	☼	10/04/18 00:48	10/04/18 11:31	1
Ethylbenzene	0.00016	U	0.00081	0.00016	mg/Kg	☼	10/04/18 00:48	10/04/18 11:31	1
Styrene	0.000099	U	0.00081	0.000099	mg/Kg	☼	10/04/18 00:48	10/04/18 11:31	1
Xylenes, Total	0.00020	U	0.0016	0.00020	mg/Kg	☼	10/04/18 00:48	10/04/18 11:31	1
Freon TF	0.00024	U	0.00081	0.00024	mg/Kg	☼	10/04/18 00:48	10/04/18 11:31	1
MTBE	0.00010	U *	0.00081	0.00010	mg/Kg	☼	10/04/18 00:48	10/04/18 11:31	1
Cyclohexane	0.00018	U	0.00081	0.00018	mg/Kg	☼	10/04/18 00:48	10/04/18 11:31	1
1,2-Dibromoethane	0.00015	U	0.00081	0.00015	mg/Kg	☼	10/04/18 00:48	10/04/18 11:31	1
1,3-Dichlorobenzene	0.00013	U	0.00081	0.00013	mg/Kg	☼	10/04/18 00:48	10/04/18 11:31	1
1,4-Dichlorobenzene	0.000081	U	0.00081	0.000081	mg/Kg	☼	10/04/18 00:48	10/04/18 11:31	1
1,2-Dichlorobenzene	0.00012	U	0.00081	0.00012	mg/Kg	☼	10/04/18 00:48	10/04/18 11:31	1
Naphthalene	0.00015	U	0.00081	0.00015	mg/Kg	☼	10/04/18 00:48	10/04/18 11:31	1
Dichlorodifluoromethane	0.00027	U	0.00081	0.00027	mg/Kg	☼	10/04/18 00:48	10/04/18 11:31	1
1,2,4-Trichlorobenzene	0.000074	U	0.00081	0.000074	mg/Kg	☼	10/04/18 00:48	10/04/18 11:31	1
1,2,4-Trimethylbenzene	0.000076	U	0.00081	0.000076	mg/Kg	☼	10/04/18 00:48	10/04/18 11:31	1
1,2-Dibromo-3-Chloropropane	0.00037	U	0.00081	0.00037	mg/Kg	☼	10/04/18 00:48	10/04/18 11:31	1
1,3,5-Trimethylbenzene	0.000093	U	0.00081	0.000093	mg/Kg	☼	10/04/18 00:48	10/04/18 11:31	1
Isopropylbenzene	0.00010	U	0.00081	0.00010	mg/Kg	☼	10/04/18 00:48	10/04/18 11:31	1
Methyl acetate	0.0035	U *	0.0040	0.0035	mg/Kg	☼	10/04/18 00:48	10/04/18 11:31	1
Methylcyclohexane	0.00013	U	0.00081	0.00013	mg/Kg	☼	10/04/18 00:48	10/04/18 11:31	1

Surrogate	%Recovery	Qualifier	Limits	Prepared	Analyzed	Dil Fac
1,2-Dichloroethane-d4 (Surr)	109		78 - 135	10/04/18 00:48	10/04/18 11:31	1
Toluene-d8 (Surr)	99		73 - 121	10/04/18 00:48	10/04/18 11:31	1
Bromofluorobenzene	97		67 - 126	10/04/18 00:48	10/04/18 11:31	1
Dibromofluoromethane (Surr)	109		61 - 149	10/04/18 00:48	10/04/18 11:31	1

**Method: 8270D - Semivolatile Organic Compounds (GC/MS)**

Analyte	Result	Qualifier	RL	MDL	Unit	D	Prepared	Analyzed	Dil Fac
Fluorene	0.0052	U	0.38	0.0052	mg/Kg	☼	10/04/18 06:31	10/05/18 01:37	1
Phenanthrene	0.0067	U	0.38	0.0067	mg/Kg	☼	10/04/18 06:31	10/05/18 01:37	1
Anthracene	0.0043	U	0.38	0.0043	mg/Kg	☼	10/04/18 06:31	10/05/18 01:37	1
Pyrene	0.0095	U	0.38	0.0095	mg/Kg	☼	10/04/18 06:31	10/05/18 01:37	1

TestAmerica Edison

# Client Sample Results

Client: RT Environmental Services, Inc.  
Project/Site: Collins St. Act 2

TestAmerica Job ID: 460-165942-1

**Client Sample ID: SB-300-7.5**

**Lab Sample ID: 460-165942-2**

**Date Collected: 10/02/18 09:20**

**Matrix: Solid**

**Date Received: 10/02/18 14:15**

**Percent Solids: 86.9**

**Method: 8270D - Semivolatile Organic Compounds (GC/MS) (Continued)**

Analyte	Result	Qualifier	RL	MDL	Unit	D	Prepared	Analyzed	Dil Fac
Benzo[a]anthracene	0.013	U	0.038	0.013	mg/Kg	☼	10/04/18 06:31	10/05/18 01:37	1
Chrysene	0.0064	U	0.38	0.0064	mg/Kg	☼	10/04/18 06:31	10/05/18 01:37	1
Benzo[b]fluoranthene	0.0098	U	0.038	0.0098	mg/Kg	☼	10/04/18 06:31	10/05/18 01:37	1
Benzo[a]pyrene	0.010	U	0.038	0.010	mg/Kg	☼	10/04/18 06:31	10/05/18 01:37	1
Benzo[g,h,i]perylene	0.011	U	0.38	0.011	mg/Kg	☼	10/04/18 06:31	10/05/18 01:37	1
<b>Surrogate</b>	<b>%Recovery</b>	<b>Qualifier</b>	<b>Limits</b>				<b>Prepared</b>	<b>Analyzed</b>	<b>Dil Fac</b>
Nitrobenzene-d5	90		37 - 94				10/04/18 06:31	10/05/18 01:37	1
Terphenyl-d14	94		24 - 109				10/04/18 06:31	10/05/18 01:37	1
2-Fluorobiphenyl	84		38 - 95				10/04/18 06:31	10/05/18 01:37	1

**General Chemistry**

Analyte	Result	Qualifier	RL	MDL	Unit	D	Prepared	Analyzed	Dil Fac
Percent Moisture	13.1		1.0	1.0	%			10/05/18 04:14	1
Percent Solids	86.9		1.0	1.0	%			10/05/18 04:14	1

**Client Sample ID: SB-301-1.5**

**Lab Sample ID: 460-165942-3**

**Date Collected: 10/02/18 09:00**

**Matrix: Solid**

**Date Received: 10/02/18 14:15**

**Percent Solids: 81.7**

**Method: 8260C - Volatile Organic Compounds by GC/MS**

Analyte	Result	Qualifier	RL	MDL	Unit	D	Prepared	Analyzed	Dil Fac
Chloromethane	0.0099	U	0.045	0.0099	mg/Kg	☼	10/04/18 00:44	10/06/18 03:30	50
Bromomethane	0.0081	U	0.045	0.0081	mg/Kg	☼	10/04/18 00:44	10/06/18 03:30	50
Vinyl chloride	0.0090	U	0.045	0.0090	mg/Kg	☼	10/04/18 00:44	10/06/18 03:30	50
Chloroethane	0.017	U	0.045	0.017	mg/Kg	☼	10/04/18 00:44	10/06/18 03:30	50
Methylene Chloride	0.0095	U	0.045	0.0095	mg/Kg	☼	10/04/18 00:44	10/06/18 03:30	50
Acetone	0.048	U	0.23	0.048	mg/Kg	☼	10/04/18 00:44	10/06/18 03:30	50
Carbon disulfide	0.0099	U	0.045	0.0099	mg/Kg	☼	10/04/18 00:44	10/06/18 03:30	50
Trichlorofluoromethane	0.0068	U *	0.045	0.0068	mg/Kg	☼	10/04/18 00:44	10/06/18 03:30	50
1,1-Dichloroethene	0.015	U	0.045	0.015	mg/Kg	☼	10/04/18 00:44	10/06/18 03:30	50
1,1-Dichloroethane	0.011	U	0.045	0.011	mg/Kg	☼	10/04/18 00:44	10/06/18 03:30	50
trans-1,2-Dichloroethene	0.0081	U	0.045	0.0081	mg/Kg	☼	10/04/18 00:44	10/06/18 03:30	50
cis-1,2-Dichloroethene	0.012	U	0.045	0.012	mg/Kg	☼	10/04/18 00:44	10/06/18 03:30	50
<b>Chloroform</b>	<b>0.049</b>		0.045	0.0099	mg/Kg	☼	10/04/18 00:44	10/06/18 03:30	50
1,2-Dichloroethane	0.011	U	0.045	0.011	mg/Kg	☼	10/04/18 00:44	10/06/18 03:30	50
2-Butanone	0.099	U	0.23	0.099	mg/Kg	☼	10/04/18 00:44	10/06/18 03:30	50
<b>1,1,1-Trichloroethane</b>	<b>0.041</b>	<b>J</b>	0.045	0.013	mg/Kg	☼	10/04/18 00:44	10/06/18 03:30	50
<b>Carbon tetrachloride</b>	<b>0.039</b>	<b>J *</b>	0.045	0.015	mg/Kg	☼	10/04/18 00:44	10/06/18 03:30	50
Bromodichloromethane	0.0068	U	0.045	0.0068	mg/Kg	☼	10/04/18 00:44	10/06/18 03:30	50
1,2-Dichloropropane	0.0081	U	0.045	0.0081	mg/Kg	☼	10/04/18 00:44	10/06/18 03:30	50
cis-1,3-Dichloropropene	0.0072	U	0.045	0.0072	mg/Kg	☼	10/04/18 00:44	10/06/18 03:30	50
<b>Trichloroethene</b>	<b>0.89</b>		0.045	0.0099	mg/Kg	☼	10/04/18 00:44	10/06/18 03:30	50
Dibromochloromethane	0.0099	U	0.045	0.0099	mg/Kg	☼	10/04/18 00:44	10/06/18 03:30	50
1,1,2-Trichloroethane	0.0036	U	0.045	0.0036	mg/Kg	☼	10/04/18 00:44	10/06/18 03:30	50
Benzene	0.0086	U	0.045	0.0086	mg/Kg	☼	10/04/18 00:44	10/06/18 03:30	50
trans-1,3-Dichloropropene	0.0086	U	0.045	0.0086	mg/Kg	☼	10/04/18 00:44	10/06/18 03:30	50
Bromoform	0.0081	U	0.045	0.0081	mg/Kg	☼	10/04/18 00:44	10/06/18 03:30	50
4-Methyl-2-pentanone	0.028	U	0.23	0.028	mg/Kg	☼	10/04/18 00:44	10/06/18 03:30	50
2-Hexanone	0.033	U	0.23	0.033	mg/Kg	☼	10/04/18 00:44	10/06/18 03:30	50

TestAmerica Edison

# Client Sample Results

Client: RT Environmental Services, Inc.  
Project/Site: Collins St. Act 2

TestAmerica Job ID: 460-165942-1

**Client Sample ID: SB-301-1.5**

**Lab Sample ID: 460-165942-3**

**Date Collected: 10/02/18 09:00**

**Matrix: Solid**

**Date Received: 10/02/18 14:15**

**Percent Solids: 81.7**

## Method: 8260C - Volatile Organic Compounds by GC/MS (Continued)

Analyte	Result	Qualifier	RL	MDL	Unit	D	Prepared	Analyzed	Dil Fac
<b>Tetrachloroethene</b>	<b>7.5</b>		0.045	0.016	mg/Kg	☼	10/04/18 00:44	10/06/18 03:30	50
1,1,2,2-Tetrachloroethane	0.0086	U	0.045	0.0086	mg/Kg	☼	10/04/18 00:44	10/06/18 03:30	50
Toluene	0.011	U	0.045	0.011	mg/Kg	☼	10/04/18 00:44	10/06/18 03:30	50
Chlorobenzene	0.011	U	0.045	0.011	mg/Kg	☼	10/04/18 00:44	10/06/18 03:30	50
Ethylbenzene	0.014	U	0.045	0.014	mg/Kg	☼	10/04/18 00:44	10/06/18 03:30	50
Styrene	0.0077	U	0.045	0.0077	mg/Kg	☼	10/04/18 00:44	10/06/18 03:30	50
Xylenes, Total	0.013	U	0.090	0.013	mg/Kg	☼	10/04/18 00:44	10/06/18 03:30	50
Freon TF	0.015	U *	0.045	0.015	mg/Kg	☼	10/04/18 00:44	10/06/18 03:30	50
MTBE	0.0059	U	0.045	0.0059	mg/Kg	☼	10/04/18 00:44	10/06/18 03:30	50
Cyclohexane	0.012	U	0.045	0.012	mg/Kg	☼	10/04/18 00:44	10/06/18 03:30	50
1,2-Dibromoethane	0.0086	U	0.045	0.0086	mg/Kg	☼	10/04/18 00:44	10/06/18 03:30	50
1,3-Dichlorobenzene	0.015	U	0.045	0.015	mg/Kg	☼	10/04/18 00:44	10/06/18 03:30	50
1,4-Dichlorobenzene	0.015	U	0.045	0.015	mg/Kg	☼	10/04/18 00:44	10/06/18 03:30	50
1,2-Dichlorobenzene	0.0099	U	0.045	0.0099	mg/Kg	☼	10/04/18 00:44	10/06/18 03:30	50
Naphthalene	0.012	U	0.045	0.012	mg/Kg	☼	10/04/18 00:44	10/06/18 03:30	50
Dichlorodifluoromethane	0.0063	U	0.045	0.0063	mg/Kg	☼	10/04/18 00:44	10/06/18 03:30	50
1,2,4-Trichlorobenzene	0.012	U	0.045	0.012	mg/Kg	☼	10/04/18 00:44	10/06/18 03:30	50
1,2,4-Trimethylbenzene	0.010	U	0.045	0.010	mg/Kg	☼	10/04/18 00:44	10/06/18 03:30	50
1,2-Dibromo-3-Chloropropane	0.010	U	0.045	0.010	mg/Kg	☼	10/04/18 00:44	10/06/18 03:30	50
1,3,5-Trimethylbenzene	0.011	U	0.045	0.011	mg/Kg	☼	10/04/18 00:44	10/06/18 03:30	50
Isopropylbenzene	0.014	U	0.045	0.014	mg/Kg	☼	10/04/18 00:44	10/06/18 03:30	50
<b>Methyl acetate</b>	<b>0.032</b>	<b>J</b>	0.23	0.026	mg/Kg	☼	10/04/18 00:44	10/06/18 03:30	50
Methylcyclohexane	0.0099	U	0.045	0.0099	mg/Kg	☼	10/04/18 00:44	10/06/18 03:30	50

Surrogate	%Recovery	Qualifier	Limits	Prepared	Analyzed	Dil Fac
1,2-Dichloroethane-d4 (Surr)	111		69 - 143	10/04/18 00:44	10/06/18 03:30	50
Toluene-d8 (Surr)	124		67 - 127	10/04/18 00:44	10/06/18 03:30	50
Bromofluorobenzene	119		61 - 137	10/04/18 00:44	10/06/18 03:30	50
Dibromofluoromethane (Surr)	125		61 - 135	10/04/18 00:44	10/06/18 03:30	50

## Method: 8270D - Semivolatile Organic Compounds (GC/MS)

Analyte	Result	Qualifier	RL	MDL	Unit	D	Prepared	Analyzed	Dil Fac
<b>Fluorene</b>	<b>0.24</b>	<b>J</b>	0.40	0.0055	mg/Kg	☼	10/04/18 06:31	10/05/18 04:28	1
<b>Phenanthrene</b>	<b>3.0</b>		0.40	0.0071	mg/Kg	☼	10/04/18 06:31	10/05/18 04:28	1
<b>Anthracene</b>	<b>0.60</b>		0.40	0.0045	mg/Kg	☼	10/04/18 06:31	10/05/18 04:28	1
<b>Pyrene</b>	<b>2.9</b>		0.40	0.010	mg/Kg	☼	10/04/18 06:31	10/05/18 04:28	1
<b>Benzo[a]anthracene</b>	<b>1.5</b>		0.040	0.014	mg/Kg	☼	10/04/18 06:31	10/05/18 04:28	1
<b>Chrysene</b>	<b>1.6</b>		0.40	0.0068	mg/Kg	☼	10/04/18 06:31	10/05/18 04:28	1
<b>Benzo[b]fluoranthene</b>	<b>1.6</b>		0.040	0.010	mg/Kg	☼	10/04/18 06:31	10/05/18 04:28	1
<b>Benzo[a]pyrene</b>	<b>1.3</b>		0.040	0.011	mg/Kg	☼	10/04/18 06:31	10/05/18 04:28	1
<b>Benzo[g,h,i]perylene</b>	<b>0.73</b>		0.40	0.012	mg/Kg	☼	10/04/18 06:31	10/05/18 04:28	1

Surrogate	%Recovery	Qualifier	Limits	Prepared	Analyzed	Dil Fac
Nitrobenzene-d5	86		37 - 94	10/04/18 06:31	10/05/18 04:28	1
Terphenyl-d14	84		24 - 109	10/04/18 06:31	10/05/18 04:28	1
2-Fluorobiphenyl	83		38 - 95	10/04/18 06:31	10/05/18 04:28	1

## General Chemistry

Analyte	Result	Qualifier	RL	MDL	Unit	D	Prepared	Analyzed	Dil Fac
<b>Percent Moisture</b>	<b>18.3</b>		1.0	1.0	%			10/05/18 04:14	1

TestAmerica Edison

# Client Sample Results

Client: RT Environmental Services, Inc.  
Project/Site: Collins St. Act 2

TestAmerica Job ID: 460-165942-1

**Client Sample ID: SB-301-1.5**

**Date Collected: 10/02/18 09:00**

**Date Received: 10/02/18 14:15**

**Lab Sample ID: 460-165942-3**

**Matrix: Solid**

**Percent Solids: 81.7**

**General Chemistry (Continued)**

Analyte	Result	Qualifier	RL	MDL	Unit	D	Prepared	Analyzed	Dil Fac
Percent Solids	81.7		1.0	1.0	%			10/05/18 04:14	1

**Client Sample ID: SB-301-5.5**

**Date Collected: 10/02/18 09:05**

**Date Received: 10/02/18 14:15**

**Lab Sample ID: 460-165942-4**

**Matrix: Solid**

**Percent Solids: 89.5**

**Method: 8260C - Volatile Organic Compounds by GC/MS**

Analyte	Result	Qualifier	RL	MDL	Unit	D	Prepared	Analyzed	Dil Fac
Chloromethane	0.00037	U	0.00084	0.00037	mg/Kg	☼	10/04/18 00:49	10/04/18 12:45	1
Bromomethane	0.00040	U	0.00084	0.00040	mg/Kg	☼	10/04/18 00:49	10/04/18 12:45	1
Vinyl chloride	0.00046	U	0.00084	0.00046	mg/Kg	☼	10/04/18 00:49	10/04/18 12:45	1
Chloroethane	0.00044	U	0.00084	0.00044	mg/Kg	☼	10/04/18 00:49	10/04/18 12:45	1
<b>Methylene Chloride</b>	<b>0.0046</b>		0.00084	0.00014	mg/Kg	☼	10/04/18 00:49	10/04/18 12:45	1
Acetone	0.0032	U	0.0042	0.0032	mg/Kg	☼	10/04/18 00:49	10/04/18 12:45	1
Carbon disulfide	0.00022	U	0.00084	0.00022	mg/Kg	☼	10/04/18 00:49	10/04/18 12:45	1
Trichlorofluoromethane	0.00034	U	0.00084	0.00034	mg/Kg	☼	10/04/18 00:49	10/04/18 12:45	1
1,1-Dichloroethene	0.00019	U	0.00084	0.00019	mg/Kg	☼	10/04/18 00:49	10/04/18 12:45	1
1,1-Dichloroethane	0.00017	U	0.00084	0.00017	mg/Kg	☼	10/04/18 00:49	10/04/18 12:45	1
trans-1,2-Dichloroethene	0.00021	U	0.00084	0.00021	mg/Kg	☼	10/04/18 00:49	10/04/18 12:45	1
cis-1,2-Dichloroethene	0.00013	U	0.00084	0.00013	mg/Kg	☼	10/04/18 00:49	10/04/18 12:45	1
Chloroform	0.00027	U	0.00084	0.00027	mg/Kg	☼	10/04/18 00:49	10/04/18 12:45	1
1,2-Dichloroethane	0.00025	U	0.00084	0.00025	mg/Kg	☼	10/04/18 00:49	10/04/18 12:45	1
2-Butanone	0.00094	U	0.0042	0.00094	mg/Kg	☼	10/04/18 00:49	10/04/18 12:45	1
1,1,1-Trichloroethane	0.00020	U	0.00084	0.00020	mg/Kg	☼	10/04/18 00:49	10/04/18 12:45	1
Carbon tetrachloride	0.00015	U	0.00084	0.00015	mg/Kg	☼	10/04/18 00:49	10/04/18 12:45	1
Bromodichloromethane	0.00022	U	0.00084	0.00022	mg/Kg	☼	10/04/18 00:49	10/04/18 12:45	1
1,2-Dichloropropane	0.00036	U	0.00084	0.00036	mg/Kg	☼	10/04/18 00:49	10/04/18 12:45	1
cis-1,3-Dichloropropene	0.00023	U	0.00084	0.00023	mg/Kg	☼	10/04/18 00:49	10/04/18 12:45	1
<b>Trichloroethene</b>	<b>0.00035</b>	<b>J</b>	0.00084	0.00012	mg/Kg	☼	10/04/18 00:49	10/04/18 12:45	1
Dibromochloromethane	0.00016	U	0.00084	0.00016	mg/Kg	☼	10/04/18 00:49	10/04/18 12:45	1
1,1,2-Trichloroethane	0.00015	U	0.00084	0.00015	mg/Kg	☼	10/04/18 00:49	10/04/18 12:45	1
Benzene	0.00022	U	0.00084	0.00022	mg/Kg	☼	10/04/18 00:49	10/04/18 12:45	1
trans-1,3-Dichloropropene	0.00022	U	0.00084	0.00022	mg/Kg	☼	10/04/18 00:49	10/04/18 12:45	1
Bromoform	0.00036	U	0.00084	0.00036	mg/Kg	☼	10/04/18 00:49	10/04/18 12:45	1
4-Methyl-2-pentanone	0.00056	U	0.0042	0.00056	mg/Kg	☼	10/04/18 00:49	10/04/18 12:45	1
2-Hexanone	0.00066	U	0.0042	0.00066	mg/Kg	☼	10/04/18 00:49	10/04/18 12:45	1
<b>Tetrachloroethene</b>	<b>0.0013</b>		0.00084	0.00012	mg/Kg	☼	10/04/18 00:49	10/04/18 12:45	1
1,1,2,2-Tetrachloroethane	0.00018	U	0.00084	0.00018	mg/Kg	☼	10/04/18 00:49	10/04/18 12:45	1
Toluene	0.00053	U	0.00084	0.00053	mg/Kg	☼	10/04/18 00:49	10/04/18 12:45	1
Chlorobenzene	0.00015	U	0.00084	0.00015	mg/Kg	☼	10/04/18 00:49	10/04/18 12:45	1
Ethylbenzene	0.00017	U	0.00084	0.00017	mg/Kg	☼	10/04/18 00:49	10/04/18 12:45	1
Styrene	0.00010	U	0.00084	0.00010	mg/Kg	☼	10/04/18 00:49	10/04/18 12:45	1
Xylenes, Total	0.00021	U	0.0017	0.00021	mg/Kg	☼	10/04/18 00:49	10/04/18 12:45	1
Freon TF	0.00025	U	0.00084	0.00025	mg/Kg	☼	10/04/18 00:49	10/04/18 12:45	1
MTBE	0.00011	U *	0.00084	0.00011	mg/Kg	☼	10/04/18 00:49	10/04/18 12:45	1
Cyclohexane	0.00019	U	0.00084	0.00019	mg/Kg	☼	10/04/18 00:49	10/04/18 12:45	1
1,2-Dibromoethane	0.00015	U	0.00084	0.00015	mg/Kg	☼	10/04/18 00:49	10/04/18 12:45	1
1,3-Dichlorobenzene	0.00013	U	0.00084	0.00013	mg/Kg	☼	10/04/18 00:49	10/04/18 12:45	1
1,4-Dichlorobenzene	0.000084	U	0.00084	0.000084	mg/Kg	☼	10/04/18 00:49	10/04/18 12:45	1
1,2-Dichlorobenzene	0.00012	U	0.00084	0.00012	mg/Kg	☼	10/04/18 00:49	10/04/18 12:45	1

TestAmerica Edison

# Client Sample Results

Client: RT Environmental Services, Inc.  
Project/Site: Collins St. Act 2

TestAmerica Job ID: 460-165942-1

**Client Sample ID: SB-301-5.5**

**Lab Sample ID: 460-165942-4**

**Date Collected: 10/02/18 09:05**

**Matrix: Solid**

**Date Received: 10/02/18 14:15**

**Percent Solids: 89.5**

**Method: 8260C - Volatile Organic Compounds by GC/MS (Continued)**

Analyte	Result	Qualifier	RL	MDL	Unit	D	Prepared	Analyzed	Dil Fac
Naphthalene	0.00016	U	0.00084	0.00016	mg/Kg	☼	10/04/18 00:49	10/04/18 12:45	1
Dichlorodifluoromethane	0.00028	U	0.00084	0.00028	mg/Kg	☼	10/04/18 00:49	10/04/18 12:45	1
1,2,4-Trichlorobenzene	0.000078	U	0.00084	0.000078	mg/Kg	☼	10/04/18 00:49	10/04/18 12:45	1
1,2,4-Trimethylbenzene	0.000079	U	0.00084	0.000079	mg/Kg	☼	10/04/18 00:49	10/04/18 12:45	1
1,2-Dibromo-3-Chloropropane	0.00039	U	0.00084	0.00039	mg/Kg	☼	10/04/18 00:49	10/04/18 12:45	1
1,3,5-Trimethylbenzene	0.000097	U	0.00084	0.000097	mg/Kg	☼	10/04/18 00:49	10/04/18 12:45	1
Isopropylbenzene	0.00011	U	0.00084	0.00011	mg/Kg	☼	10/04/18 00:49	10/04/18 12:45	1
Methyl acetate	0.0036	U *	0.0042	0.0036	mg/Kg	☼	10/04/18 00:49	10/04/18 12:45	1
Methylcyclohexane	0.00013	U	0.00084	0.00013	mg/Kg	☼	10/04/18 00:49	10/04/18 12:45	1
<b>Surrogate</b>	<b>%Recovery</b>	<b>Qualifier</b>	<b>Limits</b>				<b>Prepared</b>	<b>Analyzed</b>	<b>Dil Fac</b>
1,2-Dichloroethane-d4 (Surr)	111		78 - 135				10/04/18 00:49	10/04/18 12:45	1
Toluene-d8 (Surr)	100		73 - 121				10/04/18 00:49	10/04/18 12:45	1
Bromofluorobenzene	96		67 - 126				10/04/18 00:49	10/04/18 12:45	1
Dibromofluoromethane (Surr)	114		61 - 149				10/04/18 00:49	10/04/18 12:45	1

**Method: 8270D - Semivolatile Organic Compounds (GC/MS)**

Analyte	Result	Qualifier	RL	MDL	Unit	D	Prepared	Analyzed	Dil Fac
Fluorene	0.0050	U	0.37	0.0050	mg/Kg	☼	10/04/18 06:31	10/05/18 02:01	1
Phenanthrene	0.0065	U	0.37	0.0065	mg/Kg	☼	10/04/18 06:31	10/05/18 02:01	1
Anthracene	0.0041	U	0.37	0.0041	mg/Kg	☼	10/04/18 06:31	10/05/18 02:01	1
Pyrene	0.0092	U	0.37	0.0092	mg/Kg	☼	10/04/18 06:31	10/05/18 02:01	1
Benzo[a]anthracene	0.013	U	0.037	0.013	mg/Kg	☼	10/04/18 06:31	10/05/18 02:01	1
Chrysene	0.0062	U	0.37	0.0062	mg/Kg	☼	10/04/18 06:31	10/05/18 02:01	1
Benzo[b]fluoranthene	0.0095	U	0.037	0.0095	mg/Kg	☼	10/04/18 06:31	10/05/18 02:01	1
Benzo[a]pyrene	0.0098	U	0.037	0.0098	mg/Kg	☼	10/04/18 06:31	10/05/18 02:01	1
Benzo[g,h,i]perylene	0.011	U	0.37	0.011	mg/Kg	☼	10/04/18 06:31	10/05/18 02:01	1
<b>Surrogate</b>	<b>%Recovery</b>	<b>Qualifier</b>	<b>Limits</b>				<b>Prepared</b>	<b>Analyzed</b>	<b>Dil Fac</b>
Nitrobenzene-d5	92		37 - 94				10/04/18 06:31	10/05/18 02:01	1
Terphenyl-d14	94		24 - 109				10/04/18 06:31	10/05/18 02:01	1
2-Fluorobiphenyl	88		38 - 95				10/04/18 06:31	10/05/18 02:01	1

**General Chemistry**

Analyte	Result	Qualifier	RL	MDL	Unit	D	Prepared	Analyzed	Dil Fac
Percent Moisture	10.5		1.0	1.0	%			10/05/18 04:14	1
Percent Solids	89.5		1.0	1.0	%			10/05/18 04:14	1

**Client Sample ID: SB-302-4**

**Lab Sample ID: 460-165942-5**

**Date Collected: 10/02/18 09:50**

**Matrix: Solid**

**Date Received: 10/02/18 14:15**

**Percent Solids: 87.1**

**Method: 8260C - Volatile Organic Compounds by GC/MS**

Analyte	Result	Qualifier	RL	MDL	Unit	D	Prepared	Analyzed	Dil Fac
Chloromethane	0.00065	U	0.0015	0.00065	mg/Kg	☼	10/04/18 00:49	10/04/18 13:10	1
Bromomethane	0.00070	U	0.0015	0.00070	mg/Kg	☼	10/04/18 00:49	10/04/18 13:10	1
Vinyl chloride	0.00081	U	0.0015	0.00081	mg/Kg	☼	10/04/18 00:49	10/04/18 13:10	1
Chloroethane	0.00077	U	0.0015	0.00077	mg/Kg	☼	10/04/18 00:49	10/04/18 13:10	1
Methylene Chloride	0.0045		0.0015	0.00024	mg/Kg	☼	10/04/18 00:49	10/04/18 13:10	1
Acetone	0.089		0.0074	0.0056	mg/Kg	☼	10/04/18 00:49	10/04/18 13:10	1
Carbon disulfide	0.00039	U	0.0015	0.00039	mg/Kg	☼	10/04/18 00:49	10/04/18 13:10	1

TestAmerica Edison

# Client Sample Results

Client: RT Environmental Services, Inc.  
Project/Site: Collins St. Act 2

TestAmerica Job ID: 460-165942-1

**Client Sample ID: SB-302-4**

**Lab Sample ID: 460-165942-5**

**Date Collected: 10/02/18 09:50**

**Matrix: Solid**

**Date Received: 10/02/18 14:15**

**Percent Solids: 87.1**

**Method: 8260C - Volatile Organic Compounds by GC/MS (Continued)**

Analyte	Result	Qualifier	RL	MDL	Unit	D	Prepared	Analyzed	Dil Fac
Trichlorofluoromethane	0.00060	U	0.0015	0.00060	mg/Kg	☼	10/04/18 00:49	10/04/18 13:10	1
1,1-Dichloroethene	0.00033	U	0.0015	0.00033	mg/Kg	☼	10/04/18 00:49	10/04/18 13:10	1
1,1-Dichloroethane	0.00031	U	0.0015	0.00031	mg/Kg	☼	10/04/18 00:49	10/04/18 13:10	1
trans-1,2-Dichloroethene	0.00036	U	0.0015	0.00036	mg/Kg	☼	10/04/18 00:49	10/04/18 13:10	1
cis-1,2-Dichloroethene	0.00023	U	0.0015	0.00023	mg/Kg	☼	10/04/18 00:49	10/04/18 13:10	1
<b>Chloroform</b>	<b>0.00057</b>	<b>J</b>	0.0015	0.00047	mg/Kg	☼	10/04/18 00:49	10/04/18 13:10	1
<b>1,2-Dichloroethane</b>	<b>0.00048</b>	<b>J</b>	0.0015	0.00044	mg/Kg	☼	10/04/18 00:49	10/04/18 13:10	1
<b>2-Butanone</b>	<b>0.019</b>	<b>B</b>	0.0074	0.0016	mg/Kg	☼	10/04/18 00:49	10/04/18 13:10	1
<b>1,1,1-Trichloroethane</b>	<b>0.00097</b>	<b>J</b>	0.0015	0.00035	mg/Kg	☼	10/04/18 00:49	10/04/18 13:10	1
Carbon tetrachloride	0.00027	U	0.0015	0.00027	mg/Kg	☼	10/04/18 00:49	10/04/18 13:10	1
Bromodichloromethane	0.00038	U	0.0015	0.00038	mg/Kg	☼	10/04/18 00:49	10/04/18 13:10	1
1,2-Dichloropropane	0.00063	U	0.0015	0.00063	mg/Kg	☼	10/04/18 00:49	10/04/18 13:10	1
cis-1,3-Dichloropropene	0.00040	U	0.0015	0.00040	mg/Kg	☼	10/04/18 00:49	10/04/18 13:10	1
<b>Trichloroethene</b>	<b>0.010</b>		0.0015	0.00021	mg/Kg	☼	10/04/18 00:49	10/04/18 13:10	1
Dibromochloromethane	0.00029	U	0.0015	0.00029	mg/Kg	☼	10/04/18 00:49	10/04/18 13:10	1
1,1,2-Trichloroethane	0.00026	U	0.0015	0.00026	mg/Kg	☼	10/04/18 00:49	10/04/18 13:10	1
<b>Benzene</b>	<b>0.0019</b>		0.0015	0.00038	mg/Kg	☼	10/04/18 00:49	10/04/18 13:10	1
trans-1,3-Dichloropropene	0.00039	U	0.0015	0.00039	mg/Kg	☼	10/04/18 00:49	10/04/18 13:10	1
Bromoform	0.00063	U	0.0015	0.00063	mg/Kg	☼	10/04/18 00:49	10/04/18 13:10	1
4-Methyl-2-pentanone	0.00098	U	0.0074	0.00098	mg/Kg	☼	10/04/18 00:49	10/04/18 13:10	1
<b>2-Hexanone</b>	<b>0.0029</b>	<b>J</b>	0.0074	0.0012	mg/Kg	☼	10/04/18 00:49	10/04/18 13:10	1
<b>Tetrachloroethene</b>	<b>0.0057</b>		0.0015	0.00021	mg/Kg	☼	10/04/18 00:49	10/04/18 13:10	1
1,1,2,2-Tetrachloroethane	0.00032	U	0.0015	0.00032	mg/Kg	☼	10/04/18 00:49	10/04/18 13:10	1
<b>Toluene</b>	<b>0.0011</b>	<b>J</b>	0.0015	0.00093	mg/Kg	☼	10/04/18 00:49	10/04/18 13:10	1
Chlorobenzene	0.00026	U	0.0015	0.00026	mg/Kg	☼	10/04/18 00:49	10/04/18 13:10	1
Ethylbenzene	0.00030	U	0.0015	0.00030	mg/Kg	☼	10/04/18 00:49	10/04/18 13:10	1
Styrene	0.00018	U	0.0015	0.00018	mg/Kg	☼	10/04/18 00:49	10/04/18 13:10	1
Xylenes, Total	0.00038	U	0.0030	0.00038	mg/Kg	☼	10/04/18 00:49	10/04/18 13:10	1
Freon TF	0.00045	U	0.0015	0.00045	mg/Kg	☼	10/04/18 00:49	10/04/18 13:10	1
MTBE	0.00019	U *	0.0015	0.00019	mg/Kg	☼	10/04/18 00:49	10/04/18 13:10	1
Cyclohexane	0.00033	U	0.0015	0.00033	mg/Kg	☼	10/04/18 00:49	10/04/18 13:10	1
1,2-Dibromoethane	0.00027	U	0.0015	0.00027	mg/Kg	☼	10/04/18 00:49	10/04/18 13:10	1
1,3-Dichlorobenzene	0.00024	U	0.0015	0.00024	mg/Kg	☼	10/04/18 00:49	10/04/18 13:10	1
1,4-Dichlorobenzene	0.00015	U	0.0015	0.00015	mg/Kg	☼	10/04/18 00:49	10/04/18 13:10	1
1,2-Dichlorobenzene	0.00021	U	0.0015	0.00021	mg/Kg	☼	10/04/18 00:49	10/04/18 13:10	1
Naphthalene	0.00028	U	0.0015	0.00028	mg/Kg	☼	10/04/18 00:49	10/04/18 13:10	1
Dichlorodifluoromethane	0.00050	U	0.0015	0.00050	mg/Kg	☼	10/04/18 00:49	10/04/18 13:10	1
1,2,4-Trichlorobenzene	0.00014	U	0.0015	0.00014	mg/Kg	☼	10/04/18 00:49	10/04/18 13:10	1
1,2,4-Trimethylbenzene	0.00014	U	0.0015	0.00014	mg/Kg	☼	10/04/18 00:49	10/04/18 13:10	1
1,2-Dibromo-3-Chloropropane	0.00068	U	0.0015	0.00068	mg/Kg	☼	10/04/18 00:49	10/04/18 13:10	1
1,3,5-Trimethylbenzene	0.00017	U	0.0015	0.00017	mg/Kg	☼	10/04/18 00:49	10/04/18 13:10	1
Isopropylbenzene	0.00019	U	0.0015	0.00019	mg/Kg	☼	10/04/18 00:49	10/04/18 13:10	1
Methyl acetate	0.0064	U *	0.0074	0.0064	mg/Kg	☼	10/04/18 00:49	10/04/18 13:10	1
<b>Methylcyclohexane</b>	<b>0.00043</b>	<b>J</b>	0.0015	0.00024	mg/Kg	☼	10/04/18 00:49	10/04/18 13:10	1

Surrogate	%Recovery	Qualifier	Limits	Prepared	Analyzed	Dil Fac
1,2-Dichloroethane-d4 (Surr)	115		78 - 135	10/04/18 00:49	10/04/18 13:10	1
Toluene-d8 (Surr)	99		73 - 121	10/04/18 00:49	10/04/18 13:10	1
Bromofluorobenzene	99		67 - 126	10/04/18 00:49	10/04/18 13:10	1
Dibromofluoromethane (Surr)	113		61 - 149	10/04/18 00:49	10/04/18 13:10	1

TestAmerica Edison



# Client Sample Results

Client: RT Environmental Services, Inc.  
Project/Site: Collins St. Act 2

TestAmerica Job ID: 460-165942-1

## Method: 8270D - Semivolatile Organic Compounds (GC/MS)

Analyte	Result	Qualifier	RL	MDL	Unit	D	Prepared	Analyzed	Dil Fac
Fluorene	0.0051	U	0.38	0.0051	mg/Kg	☼	10/04/18 06:31	10/05/18 04:04	1
<b>Phenanthrene</b>	<b>0.060</b>	<b>J</b>	0.38	0.0067	mg/Kg	☼	10/04/18 06:31	10/05/18 04:04	1
Anthracene	0.0042	U	0.38	0.0042	mg/Kg	☼	10/04/18 06:31	10/05/18 04:04	1
<b>Pyrene</b>	<b>0.020</b>	<b>J</b>	0.38	0.0094	mg/Kg	☼	10/04/18 06:31	10/05/18 04:04	1
Benzo[a]anthracene	0.013	U	0.038	0.013	mg/Kg	☼	10/04/18 06:31	10/05/18 04:04	1
<b>Chrysene</b>	<b>0.050</b>	<b>J</b>	0.38	0.0064	mg/Kg	☼	10/04/18 06:31	10/05/18 04:04	1
Benzo[b]fluoranthene	0.0098	U	0.038	0.0098	mg/Kg	☼	10/04/18 06:31	10/05/18 04:04	1
Benzo[a]pyrene	0.010	U	0.038	0.010	mg/Kg	☼	10/04/18 06:31	10/05/18 04:04	1
Benzo[g,h,i]perylene	0.011	U	0.38	0.011	mg/Kg	☼	10/04/18 06:31	10/05/18 04:04	1
<b>Surrogate</b>	<b>%Recovery</b>	<b>Qualifier</b>	<b>Limits</b>				<b>Prepared</b>	<b>Analyzed</b>	<b>Dil Fac</b>
Nitrobenzene-d5	46		37 - 94				10/04/18 06:31	10/05/18 04:04	1
Terphenyl-d14	39		24 - 109				10/04/18 06:31	10/05/18 04:04	1
2-Fluorobiphenyl	41		38 - 95				10/04/18 06:31	10/05/18 04:04	1

## General Chemistry

Analyte	Result	Qualifier	RL	MDL	Unit	D	Prepared	Analyzed	Dil Fac
<b>Percent Moisture</b>	<b>12.9</b>		1.0	1.0	%			10/05/18 04:14	1
<b>Percent Solids</b>	<b>87.1</b>		1.0	1.0	%			10/05/18 04:14	1

**Client Sample ID: SB-302-9**

**Date Collected: 10/02/18 09:55**

**Date Received: 10/02/18 14:15**

**Lab Sample ID: 460-165942-6**

**Matrix: Solid**

**Percent Solids: 95.4**

## Method: 8260C - Volatile Organic Compounds by GC/MS

Analyte	Result	Qualifier	RL	MDL	Unit	D	Prepared	Analyzed	Dil Fac
Chloromethane	0.00039	U	0.00091	0.00039	mg/Kg	☼	10/04/18 00:49	10/04/18 13:34	1
Bromomethane	0.00043	U	0.00091	0.00043	mg/Kg	☼	10/04/18 00:49	10/04/18 13:34	1
Vinyl chloride	0.00049	U	0.00091	0.00049	mg/Kg	☼	10/04/18 00:49	10/04/18 13:34	1
Chloroethane	0.00047	U	0.00091	0.00047	mg/Kg	☼	10/04/18 00:49	10/04/18 13:34	1
<b>Methylene Chloride</b>	<b>0.014</b>		0.00091	0.00015	mg/Kg	☼	10/04/18 00:49	10/04/18 13:34	1
<b>Acetone</b>	<b>0.0067</b>		0.0045	0.0034	mg/Kg	☼	10/04/18 00:49	10/04/18 13:34	1
Carbon disulfide	0.00024	U	0.00091	0.00024	mg/Kg	☼	10/04/18 00:49	10/04/18 13:34	1
Trichlorofluoromethane	0.00037	U	0.00091	0.00037	mg/Kg	☼	10/04/18 00:49	10/04/18 13:34	1
1,1-Dichloroethene	0.00020	U	0.00091	0.00020	mg/Kg	☼	10/04/18 00:49	10/04/18 13:34	1
1,1-Dichloroethane	0.00019	U	0.00091	0.00019	mg/Kg	☼	10/04/18 00:49	10/04/18 13:34	1
trans-1,2-Dichloroethene	0.00022	U	0.00091	0.00022	mg/Kg	☼	10/04/18 00:49	10/04/18 13:34	1
cis-1,2-Dichloroethene	0.00014	U	0.00091	0.00014	mg/Kg	☼	10/04/18 00:49	10/04/18 13:34	1
Chloroform	0.00029	U	0.00091	0.00029	mg/Kg	☼	10/04/18 00:49	10/04/18 13:34	1
1,2-Dichloroethane	0.00027	U	0.00091	0.00027	mg/Kg	☼	10/04/18 00:49	10/04/18 13:34	1
2-Butanone	0.0010	U	0.0045	0.0010	mg/Kg	☼	10/04/18 00:49	10/04/18 13:34	1
1,1,1-Trichloroethane	0.00021	U	0.00091	0.00021	mg/Kg	☼	10/04/18 00:49	10/04/18 13:34	1
Carbon tetrachloride	0.00016	U	0.00091	0.00016	mg/Kg	☼	10/04/18 00:49	10/04/18 13:34	1
Bromodichloromethane	0.00023	U	0.00091	0.00023	mg/Kg	☼	10/04/18 00:49	10/04/18 13:34	1
1,2-Dichloropropane	0.00038	U	0.00091	0.00038	mg/Kg	☼	10/04/18 00:49	10/04/18 13:34	1
cis-1,3-Dichloropropene	0.00025	U	0.00091	0.00025	mg/Kg	☼	10/04/18 00:49	10/04/18 13:34	1
Trichloroethene	0.00013	U	0.00091	0.00013	mg/Kg	☼	10/04/18 00:49	10/04/18 13:34	1
Dibromochloromethane	0.00018	U	0.00091	0.00018	mg/Kg	☼	10/04/18 00:49	10/04/18 13:34	1
1,1,2-Trichloroethane	0.00016	U	0.00091	0.00016	mg/Kg	☼	10/04/18 00:49	10/04/18 13:34	1
Benzene	0.00023	U	0.00091	0.00023	mg/Kg	☼	10/04/18 00:49	10/04/18 13:34	1
trans-1,3-Dichloropropene	0.00024	U	0.00091	0.00024	mg/Kg	☼	10/04/18 00:49	10/04/18 13:34	1
Bromoform	0.00038	U	0.00091	0.00038	mg/Kg	☼	10/04/18 00:49	10/04/18 13:34	1
4-Methyl-2-pentanone	0.00060	U	0.0045	0.00060	mg/Kg	☼	10/04/18 00:49	10/04/18 13:34	1
2-Hexanone	0.00071	U	0.0045	0.00071	mg/Kg	☼	10/04/18 00:49	10/04/18 13:34	1

TestAmerica Edison

# Client Sample Results

Client: RT Environmental Services, Inc.  
Project/Site: Collins St. Act 2

TestAmerica Job ID: 460-165942-1

**Client Sample ID: SB-302-9**

**Lab Sample ID: 460-165942-6**

**Date Collected: 10/02/18 09:55**

**Matrix: Solid**

**Date Received: 10/02/18 14:15**

**Percent Solids: 95.4**

## Method: 8260C - Volatile Organic Compounds by GC/MS (Continued)

Analyte	Result	Qualifier	RL	MDL	Unit	D	Prepared	Analyzed	Dil Fac
Tetrachloroethene	0.00013	U	0.00091	0.00013	mg/Kg	☼	10/04/18 00:49	10/04/18 13:34	1
1,1,2,2-Tetrachloroethane	0.00019	U	0.00091	0.00019	mg/Kg	☼	10/04/18 00:49	10/04/18 13:34	1
<b>Toluene</b>	<b>0.0011</b>		0.00091	0.00057	mg/Kg	☼	10/04/18 00:49	10/04/18 13:34	1
Chlorobenzene	0.00016	U	0.00091	0.00016	mg/Kg	☼	10/04/18 00:49	10/04/18 13:34	1
Ethylbenzene	0.00018	U	0.00091	0.00018	mg/Kg	☼	10/04/18 00:49	10/04/18 13:34	1
Styrene	0.00011	U	0.00091	0.00011	mg/Kg	☼	10/04/18 00:49	10/04/18 13:34	1
Xylenes, Total	0.00023	U	0.0018	0.00023	mg/Kg	☼	10/04/18 00:49	10/04/18 13:34	1
Freon TF	0.00027	U	0.00091	0.00027	mg/Kg	☼	10/04/18 00:49	10/04/18 13:34	1
MTBE	0.00011	U *	0.00091	0.00011	mg/Kg	☼	10/04/18 00:49	10/04/18 13:34	1
Cyclohexane	0.00020	U	0.00091	0.00020	mg/Kg	☼	10/04/18 00:49	10/04/18 13:34	1
1,2-Dibromoethane	0.00016	U	0.00091	0.00016	mg/Kg	☼	10/04/18 00:49	10/04/18 13:34	1
1,3-Dichlorobenzene	0.00014	U	0.00091	0.00014	mg/Kg	☼	10/04/18 00:49	10/04/18 13:34	1
1,4-Dichlorobenzene	0.000091	U	0.00091	0.000091	mg/Kg	☼	10/04/18 00:49	10/04/18 13:34	1
1,2-Dichlorobenzene	0.00013	U	0.00091	0.00013	mg/Kg	☼	10/04/18 00:49	10/04/18 13:34	1
Naphthalene	0.00017	U	0.00091	0.00017	mg/Kg	☼	10/04/18 00:49	10/04/18 13:34	1
Dichlorodifluoromethane	0.00031	U	0.00091	0.00031	mg/Kg	☼	10/04/18 00:49	10/04/18 13:34	1
1,2,4-Trichlorobenzene	0.000083	U	0.00091	0.000083	mg/Kg	☼	10/04/18 00:49	10/04/18 13:34	1
1,2,4-Trimethylbenzene	0.000085	U	0.00091	0.000085	mg/Kg	☼	10/04/18 00:49	10/04/18 13:34	1
1,2-Dibromo-3-Chloropropane	0.00042	U	0.00091	0.00042	mg/Kg	☼	10/04/18 00:49	10/04/18 13:34	1
1,3,5-Trimethylbenzene	0.00010	U	0.00091	0.00010	mg/Kg	☼	10/04/18 00:49	10/04/18 13:34	1
Isopropylbenzene	0.00011	U	0.00091	0.00011	mg/Kg	☼	10/04/18 00:49	10/04/18 13:34	1
Methyl acetate	0.0039	U *	0.0045	0.0039	mg/Kg	☼	10/04/18 00:49	10/04/18 13:34	1
Methylcyclohexane	0.00014	U	0.00091	0.00014	mg/Kg	☼	10/04/18 00:49	10/04/18 13:34	1

Surrogate	%Recovery	Qualifier	Limits	Prepared	Analyzed	Dil Fac
1,2-Dichloroethane-d4 (Surr)	113		78 - 135	10/04/18 00:49	10/04/18 13:34	1
Toluene-d8 (Surr)	98		73 - 121	10/04/18 00:49	10/04/18 13:34	1
Bromofluorobenzene	97		67 - 126	10/04/18 00:49	10/04/18 13:34	1
Dibromofluoromethane (Surr)	112		61 - 149	10/04/18 00:49	10/04/18 13:34	1

## Method: 8270D - Semivolatile Organic Compounds (GC/MS)

Analyte	Result	Qualifier	RL	MDL	Unit	D	Prepared	Analyzed	Dil Fac
Fluorene	0.0047	U	0.35	0.0047	mg/Kg	☼	10/04/18 06:31	10/05/18 02:26	1
<b>Phenanthrene</b>	<b>0.011</b>	<b>J</b>	0.35	0.0061	mg/Kg	☼	10/04/18 06:31	10/05/18 02:26	1
Anthracene	0.0039	U	0.35	0.0039	mg/Kg	☼	10/04/18 06:31	10/05/18 02:26	1
<b>Pyrene</b>	<b>0.013</b>	<b>J</b>	0.35	0.0086	mg/Kg	☼	10/04/18 06:31	10/05/18 02:26	1
Benzo[a]anthracene	0.012	U	0.035	0.012	mg/Kg	☼	10/04/18 06:31	10/05/18 02:26	1
<b>Chrysene</b>	<b>0.0067</b>	<b>J</b>	0.35	0.0059	mg/Kg	☼	10/04/18 06:31	10/05/18 02:26	1
<b>Benzo[b]fluoranthene</b>	<b>0.0094</b>	<b>J</b>	0.035	0.0090	mg/Kg	☼	10/04/18 06:31	10/05/18 02:26	1
Benzo[a]pyrene	0.0092	U	0.035	0.0092	mg/Kg	☼	10/04/18 06:31	10/05/18 02:26	1
Benzo[g,h,i]perylene	0.010	U	0.35	0.010	mg/Kg	☼	10/04/18 06:31	10/05/18 02:26	1

Surrogate	%Recovery	Qualifier	Limits	Prepared	Analyzed	Dil Fac
Nitrobenzene-d5	92		37 - 94	10/04/18 06:31	10/05/18 02:26	1
Terphenyl-d14	94		24 - 109	10/04/18 06:31	10/05/18 02:26	1
2-Fluorobiphenyl	87		38 - 95	10/04/18 06:31	10/05/18 02:26	1

## General Chemistry

Analyte	Result	Qualifier	RL	MDL	Unit	D	Prepared	Analyzed	Dil Fac
<b>Percent Moisture</b>	<b>4.6</b>		1.0	1.0	%			10/05/18 04:14	1

TestAmerica Edison

# Client Sample Results

Client: RT Environmental Services, Inc.  
Project/Site: Collins St. Act 2

TestAmerica Job ID: 460-165942-1

**Client Sample ID: SB-302-9**

**Date Collected: 10/02/18 09:55**

**Date Received: 10/02/18 14:15**

**Lab Sample ID: 460-165942-6**

**Matrix: Solid**

**Percent Solids: 95.4**

**General Chemistry (Continued)**

Analyte	Result	Qualifier	RL	MDL	Unit	D	Prepared	Analyzed	Dil Fac
Percent Solids	95.4		1.0	1.0	%			10/05/18 04:14	1

**Client Sample ID: SB-303-2.5**

**Date Collected: 10/02/18 10:35**

**Date Received: 10/02/18 14:15**

**Lab Sample ID: 460-165942-7**

**Matrix: Solid**

**Percent Solids: 77.8**

**Method: 8260C - Volatile Organic Compounds by GC/MS**

Analyte	Result	Qualifier	RL	MDL	Unit	D	Prepared	Analyzed	Dil Fac
Chloromethane	0.00042	U	0.00096	0.00042	mg/Kg	☼	10/04/18 00:50	10/04/18 13:58	1
Bromomethane	0.00046	U	0.00096	0.00046	mg/Kg	☼	10/04/18 00:50	10/04/18 13:58	1
Vinyl chloride	0.00053	U	0.00096	0.00053	mg/Kg	☼	10/04/18 00:50	10/04/18 13:58	1
Chloroethane	0.00050	U	0.00096	0.00050	mg/Kg	☼	10/04/18 00:50	10/04/18 13:58	1
<b>Methylene Chloride</b>	<b>0.0045</b>		0.00096	0.00016	mg/Kg	☼	10/04/18 00:50	10/04/18 13:58	1
Acetone	0.0036	U	0.0048	0.0036	mg/Kg	☼	10/04/18 00:50	10/04/18 13:58	1
Carbon disulfide	0.00026	U	0.00096	0.00026	mg/Kg	☼	10/04/18 00:50	10/04/18 13:58	1
Trichlorofluoromethane	0.00039	U	0.00096	0.00039	mg/Kg	☼	10/04/18 00:50	10/04/18 13:58	1
1,1-Dichloroethene	0.00022	U	0.00096	0.00022	mg/Kg	☼	10/04/18 00:50	10/04/18 13:58	1
1,1-Dichloroethane	0.00020	U	0.00096	0.00020	mg/Kg	☼	10/04/18 00:50	10/04/18 13:58	1
trans-1,2-Dichloroethene	0.00024	U	0.00096	0.00024	mg/Kg	☼	10/04/18 00:50	10/04/18 13:58	1
cis-1,2-Dichloroethene	0.00015	U	0.00096	0.00015	mg/Kg	☼	10/04/18 00:50	10/04/18 13:58	1
Chloroform	0.00031	U	0.00096	0.00031	mg/Kg	☼	10/04/18 00:50	10/04/18 13:58	1
1,2-Dichloroethane	0.00028	U	0.00096	0.00028	mg/Kg	☼	10/04/18 00:50	10/04/18 13:58	1
2-Butanone	0.0011	U	0.0048	0.0011	mg/Kg	☼	10/04/18 00:50	10/04/18 13:58	1
1,1,1-Trichloroethane	0.00022	U	0.00096	0.00022	mg/Kg	☼	10/04/18 00:50	10/04/18 13:58	1
Carbon tetrachloride	0.00017	U	0.00096	0.00017	mg/Kg	☼	10/04/18 00:50	10/04/18 13:58	1
Bromodichloromethane	0.00025	U	0.00096	0.00025	mg/Kg	☼	10/04/18 00:50	10/04/18 13:58	1
1,2-Dichloropropane	0.00041	U	0.00096	0.00041	mg/Kg	☼	10/04/18 00:50	10/04/18 13:58	1
cis-1,3-Dichloropropene	0.00026	U	0.00096	0.00026	mg/Kg	☼	10/04/18 00:50	10/04/18 13:58	1
<b>Trichloroethene</b>	<b>0.00025</b>	<b>J</b>	0.00096	0.00014	mg/Kg	☼	10/04/18 00:50	10/04/18 13:58	1
Dibromochloromethane	0.00019	U	0.00096	0.00019	mg/Kg	☼	10/04/18 00:50	10/04/18 13:58	1
1,1,2-Trichloroethane	0.00017	U	0.00096	0.00017	mg/Kg	☼	10/04/18 00:50	10/04/18 13:58	1
Benzene	0.00025	U	0.00096	0.00025	mg/Kg	☼	10/04/18 00:50	10/04/18 13:58	1
trans-1,3-Dichloropropene	0.00026	U	0.00096	0.00026	mg/Kg	☼	10/04/18 00:50	10/04/18 13:58	1
Bromoform	0.00041	U	0.00096	0.00041	mg/Kg	☼	10/04/18 00:50	10/04/18 13:58	1
4-Methyl-2-pentanone	0.00064	U	0.0048	0.00064	mg/Kg	☼	10/04/18 00:50	10/04/18 13:58	1
2-Hexanone	0.00075	U	0.0048	0.00075	mg/Kg	☼	10/04/18 00:50	10/04/18 13:58	1
<b>Tetrachloroethene</b>	<b>0.0041</b>		0.00096	0.00014	mg/Kg	☼	10/04/18 00:50	10/04/18 13:58	1
1,1,2,2-Tetrachloroethane	0.00021	U	0.00096	0.00021	mg/Kg	☼	10/04/18 00:50	10/04/18 13:58	1
Toluene	0.00060	U	0.00096	0.00060	mg/Kg	☼	10/04/18 00:50	10/04/18 13:58	1
Chlorobenzene	0.00017	U	0.00096	0.00017	mg/Kg	☼	10/04/18 00:50	10/04/18 13:58	1
Ethylbenzene	0.00019	U	0.00096	0.00019	mg/Kg	☼	10/04/18 00:50	10/04/18 13:58	1
Styrene	0.00012	U	0.00096	0.00012	mg/Kg	☼	10/04/18 00:50	10/04/18 13:58	1
Xylenes, Total	0.00024	U	0.0019	0.00024	mg/Kg	☼	10/04/18 00:50	10/04/18 13:58	1
Freon TF	0.00029	U	0.00096	0.00029	mg/Kg	☼	10/04/18 00:50	10/04/18 13:58	1
MTBE	0.00012	U *	0.00096	0.00012	mg/Kg	☼	10/04/18 00:50	10/04/18 13:58	1
Cyclohexane	0.00021	U	0.00096	0.00021	mg/Kg	☼	10/04/18 00:50	10/04/18 13:58	1
1,2-Dibromoethane	0.00017	U	0.00096	0.00017	mg/Kg	☼	10/04/18 00:50	10/04/18 13:58	1
1,3-Dichlorobenzene	0.00015	U	0.00096	0.00015	mg/Kg	☼	10/04/18 00:50	10/04/18 13:58	1
1,4-Dichlorobenzene	0.000096	U	0.00096	0.000096	mg/Kg	☼	10/04/18 00:50	10/04/18 13:58	1
1,2-Dichlorobenzene	0.00014	U	0.00096	0.00014	mg/Kg	☼	10/04/18 00:50	10/04/18 13:58	1

TestAmerica Edison

# Client Sample Results

Client: RT Environmental Services, Inc.  
Project/Site: Collins St. Act 2

TestAmerica Job ID: 460-165942-1

**Client Sample ID: SB-303-2.5**

**Lab Sample ID: 460-165942-7**

**Date Collected: 10/02/18 10:35**

**Matrix: Solid**

**Date Received: 10/02/18 14:15**

**Percent Solids: 77.8**

**Method: 8260C - Volatile Organic Compounds by GC/MS (Continued)**

Analyte	Result	Qualifier	RL	MDL	Unit	D	Prepared	Analyzed	Dil Fac
Naphthalene	0.00018	U	0.00096	0.00018	mg/Kg	☼	10/04/18 00:50	10/04/18 13:58	1
Dichlorodifluoromethane	0.00033	U	0.00096	0.00033	mg/Kg	☼	10/04/18 00:50	10/04/18 13:58	1
1,2,4-Trichlorobenzene	0.000089	U	0.00096	0.000089	mg/Kg	☼	10/04/18 00:50	10/04/18 13:58	1
1,2,4-Trimethylbenzene	0.000090	U	0.00096	0.000090	mg/Kg	☼	10/04/18 00:50	10/04/18 13:58	1
1,2-Dibromo-3-Chloropropane	0.00044	U	0.00096	0.00044	mg/Kg	☼	10/04/18 00:50	10/04/18 13:58	1
1,3,5-Trimethylbenzene	0.00011	U	0.00096	0.00011	mg/Kg	☼	10/04/18 00:50	10/04/18 13:58	1
Isopropylbenzene	0.00012	U	0.00096	0.00012	mg/Kg	☼	10/04/18 00:50	10/04/18 13:58	1
Methyl acetate	0.0041	U *	0.0048	0.0041	mg/Kg	☼	10/04/18 00:50	10/04/18 13:58	1
Methylcyclohexane	0.00015	U	0.00096	0.00015	mg/Kg	☼	10/04/18 00:50	10/04/18 13:58	1
<b>Surrogate</b>	<b>%Recovery</b>	<b>Qualifier</b>	<b>Limits</b>				<b>Prepared</b>	<b>Analyzed</b>	<b>Dil Fac</b>
1,2-Dichloroethane-d4 (Surr)	111		78 - 135				10/04/18 00:50	10/04/18 13:58	1
Toluene-d8 (Surr)	98		73 - 121				10/04/18 00:50	10/04/18 13:58	1
Bromofluorobenzene	96		67 - 126				10/04/18 00:50	10/04/18 13:58	1
Dibromofluoromethane (Surr)	111		61 - 149				10/04/18 00:50	10/04/18 13:58	1

**Method: 8270D - Semivolatile Organic Compounds (GC/MS)**

Analyte	Result	Qualifier	RL	MDL	Unit	D	Prepared	Analyzed	Dil Fac
Fluorene	0.068	J	0.42	0.0058	mg/Kg	☼	10/04/18 06:31	10/05/18 04:53	1
Phenanthrene	3.3		0.42	0.0075	mg/Kg	☼	10/04/18 06:31	10/05/18 04:53	1
Anthracene	0.50		0.42	0.0048	mg/Kg	☼	10/04/18 06:31	10/05/18 04:53	1
Pyrene	3.7		0.42	0.011	mg/Kg	☼	10/04/18 06:31	10/05/18 04:53	1
Benzo[a]anthracene	2.0		0.042	0.015	mg/Kg	☼	10/04/18 06:31	10/05/18 04:53	1
Chrysene	2.1		0.42	0.0072	mg/Kg	☼	10/04/18 06:31	10/05/18 04:53	1
Benzo[b]fluoranthene	2.0		0.042	0.011	mg/Kg	☼	10/04/18 06:31	10/05/18 04:53	1
Benzo[a]pyrene	1.4		0.042	0.011	mg/Kg	☼	10/04/18 06:31	10/05/18 04:53	1
Benzo[g,h,i]perylene	0.70		0.42	0.013	mg/Kg	☼	10/04/18 06:31	10/05/18 04:53	1
<b>Surrogate</b>	<b>%Recovery</b>	<b>Qualifier</b>	<b>Limits</b>				<b>Prepared</b>	<b>Analyzed</b>	<b>Dil Fac</b>
Nitrobenzene-d5	82		37 - 94				10/04/18 06:31	10/05/18 04:53	1
Terphenyl-d14	82		24 - 109				10/04/18 06:31	10/05/18 04:53	1
2-Fluorobiphenyl	81		38 - 95				10/04/18 06:31	10/05/18 04:53	1

**General Chemistry**

Analyte	Result	Qualifier	RL	MDL	Unit	D	Prepared	Analyzed	Dil Fac
Percent Moisture	22.2		1.0	1.0	%			10/05/18 04:14	1
Percent Solids	77.8		1.0	1.0	%			10/05/18 04:14	1

**Client Sample ID: SB-303-4.5**

**Lab Sample ID: 460-165942-8**

**Date Collected: 10/02/18 10:40**

**Matrix: Solid**

**Date Received: 10/02/18 14:15**

**Percent Solids: 85.0**

**Method: 8260C - Volatile Organic Compounds by GC/MS**

Analyte	Result	Qualifier	RL	MDL	Unit	D	Prepared	Analyzed	Dil Fac
Chloromethane	0.00040	U	0.00092	0.00040	mg/Kg	☼	10/04/18 00:50	10/04/18 14:22	1
Bromomethane	0.00044	U	0.00092	0.00044	mg/Kg	☼	10/04/18 00:50	10/04/18 14:22	1
Vinyl chloride	0.00050	U	0.00092	0.00050	mg/Kg	☼	10/04/18 00:50	10/04/18 14:22	1
Chloroethane	0.00048	U	0.00092	0.00048	mg/Kg	☼	10/04/18 00:50	10/04/18 14:22	1
Methylene Chloride	0.0073		0.00092	0.00015	mg/Kg	☼	10/04/18 00:50	10/04/18 14:22	1
Acetone	0.0056		0.0046	0.0035	mg/Kg	☼	10/04/18 00:50	10/04/18 14:22	1
Carbon disulfide	0.00025	U	0.00092	0.00025	mg/Kg	☼	10/04/18 00:50	10/04/18 14:22	1

TestAmerica Edison

# Client Sample Results

Client: RT Environmental Services, Inc.  
Project/Site: Collins St. Act 2

TestAmerica Job ID: 460-165942-1

**Client Sample ID: SB-303-4.5**

**Lab Sample ID: 460-165942-8**

**Date Collected: 10/02/18 10:40**

**Matrix: Solid**

**Date Received: 10/02/18 14:15**

**Percent Solids: 85.0**

**Method: 8260C - Volatile Organic Compounds by GC/MS (Continued)**

Analyte	Result	Qualifier	RL	MDL	Unit	D	Prepared	Analyzed	Dil Fac
Trichlorofluoromethane	0.00038	U	0.00092	0.00038	mg/Kg	☼	10/04/18 00:50	10/04/18 14:22	1
1,1-Dichloroethene	0.00021	U	0.00092	0.00021	mg/Kg	☼	10/04/18 00:50	10/04/18 14:22	1
1,1-Dichloroethane	0.00019	U	0.00092	0.00019	mg/Kg	☼	10/04/18 00:50	10/04/18 14:22	1
trans-1,2-Dichloroethene	0.00023	U	0.00092	0.00023	mg/Kg	☼	10/04/18 00:50	10/04/18 14:22	1
cis-1,2-Dichloroethene	0.00014	U	0.00092	0.00014	mg/Kg	☼	10/04/18 00:50	10/04/18 14:22	1
Chloroform	0.00029	U	0.00092	0.00029	mg/Kg	☼	10/04/18 00:50	10/04/18 14:22	1
1,2-Dichloroethane	0.00027	U	0.00092	0.00027	mg/Kg	☼	10/04/18 00:50	10/04/18 14:22	1
2-Butanone	0.0010	U	0.0046	0.0010	mg/Kg	☼	10/04/18 00:50	10/04/18 14:22	1
1,1,1-Trichloroethane	0.00022	U	0.00092	0.00022	mg/Kg	☼	10/04/18 00:50	10/04/18 14:22	1
Carbon tetrachloride	0.00017	U	0.00092	0.00017	mg/Kg	☼	10/04/18 00:50	10/04/18 14:22	1
Bromodichloromethane	0.00024	U	0.00092	0.00024	mg/Kg	☼	10/04/18 00:50	10/04/18 14:22	1
1,2-Dichloropropane	0.00039	U	0.00092	0.00039	mg/Kg	☼	10/04/18 00:50	10/04/18 14:22	1
cis-1,3-Dichloropropene	0.00025	U	0.00092	0.00025	mg/Kg	☼	10/04/18 00:50	10/04/18 14:22	1
Trichloroethene	0.00013	U	0.00092	0.00013	mg/Kg	☼	10/04/18 00:50	10/04/18 14:22	1
Dibromochloromethane	0.00018	U	0.00092	0.00018	mg/Kg	☼	10/04/18 00:50	10/04/18 14:22	1
1,1,2-Trichloroethane	0.00016	U	0.00092	0.00016	mg/Kg	☼	10/04/18 00:50	10/04/18 14:22	1
<b>Benzene</b>	<b>0.0017</b>		0.00092	0.00024	mg/Kg	☼	10/04/18 00:50	10/04/18 14:22	1
trans-1,3-Dichloropropene	0.00025	U	0.00092	0.00025	mg/Kg	☼	10/04/18 00:50	10/04/18 14:22	1
Bromoform	0.00039	U	0.00092	0.00039	mg/Kg	☼	10/04/18 00:50	10/04/18 14:22	1
4-Methyl-2-pentanone	0.00061	U	0.0046	0.00061	mg/Kg	☼	10/04/18 00:50	10/04/18 14:22	1
2-Hexanone	0.00072	U	0.0046	0.00072	mg/Kg	☼	10/04/18 00:50	10/04/18 14:22	1
<b>Tetrachloroethene</b>	<b>0.00097</b>		0.00092	0.00013	mg/Kg	☼	10/04/18 00:50	10/04/18 14:22	1
1,1,2,2-Tetrachloroethane	0.00020	U	0.00092	0.00020	mg/Kg	☼	10/04/18 00:50	10/04/18 14:22	1
<b>Toluene</b>	<b>0.015</b>		0.00092	0.00058	mg/Kg	☼	10/04/18 00:50	10/04/18 14:22	1
Chlorobenzene	0.00016	U	0.00092	0.00016	mg/Kg	☼	10/04/18 00:50	10/04/18 14:22	1
<b>Ethylbenzene</b>	<b>0.00061</b>	<b>J</b>	0.00092	0.00018	mg/Kg	☼	10/04/18 00:50	10/04/18 14:22	1
Styrene	0.00011	U	0.00092	0.00011	mg/Kg	☼	10/04/18 00:50	10/04/18 14:22	1
<b>Xylenes, Total</b>	<b>0.00086</b>	<b>J</b>	0.0018	0.00023	mg/Kg	☼	10/04/18 00:50	10/04/18 14:22	1
Freon TF	0.00028	U	0.00092	0.00028	mg/Kg	☼	10/04/18 00:50	10/04/18 14:22	1
MTBE	0.00012	U *	0.00092	0.00012	mg/Kg	☼	10/04/18 00:50	10/04/18 14:22	1
<b>Cyclohexane</b>	<b>0.00031</b>	<b>J</b>	0.00092	0.00020	mg/Kg	☼	10/04/18 00:50	10/04/18 14:22	1
1,2-Dibromoethane	0.00017	U	0.00092	0.00017	mg/Kg	☼	10/04/18 00:50	10/04/18 14:22	1
1,3-Dichlorobenzene	0.00015	U	0.00092	0.00015	mg/Kg	☼	10/04/18 00:50	10/04/18 14:22	1
1,4-Dichlorobenzene	0.000092	U	0.00092	0.000092	mg/Kg	☼	10/04/18 00:50	10/04/18 14:22	1
1,2-Dichlorobenzene	0.00013	U	0.00092	0.00013	mg/Kg	☼	10/04/18 00:50	10/04/18 14:22	1
Naphthalene	0.00018	U	0.00092	0.00018	mg/Kg	☼	10/04/18 00:50	10/04/18 14:22	1
Dichlorodifluoromethane	0.00031	U	0.00092	0.00031	mg/Kg	☼	10/04/18 00:50	10/04/18 14:22	1
1,2,4-Trichlorobenzene	0.000085	U	0.00092	0.000085	mg/Kg	☼	10/04/18 00:50	10/04/18 14:22	1
1,2,4-Trimethylbenzene	0.000087	U	0.00092	0.000087	mg/Kg	☼	10/04/18 00:50	10/04/18 14:22	1
1,2-Dibromo-3-Chloropropane	0.00043	U	0.00092	0.00043	mg/Kg	☼	10/04/18 00:50	10/04/18 14:22	1
1,3,5-Trimethylbenzene	0.00011	U	0.00092	0.00011	mg/Kg	☼	10/04/18 00:50	10/04/18 14:22	1
Isopropylbenzene	0.00012	U	0.00092	0.00012	mg/Kg	☼	10/04/18 00:50	10/04/18 14:22	1
Methyl acetate	0.0040	U *	0.0046	0.0040	mg/Kg	☼	10/04/18 00:50	10/04/18 14:22	1
<b>Methylcyclohexane</b>	<b>0.00044</b>	<b>J</b>	0.00092	0.00015	mg/Kg	☼	10/04/18 00:50	10/04/18 14:22	1

Surrogate	%Recovery	Qualifier	Limits	Prepared	Analyzed	Dil Fac
1,2-Dichloroethane-d4 (Surr)	112		78 - 135	10/04/18 00:50	10/04/18 14:22	1
Toluene-d8 (Surr)	99		73 - 121	10/04/18 00:50	10/04/18 14:22	1
Bromofluorobenzene	96		67 - 126	10/04/18 00:50	10/04/18 14:22	1
Dibromofluoromethane (Surr)	115		61 - 149	10/04/18 00:50	10/04/18 14:22	1

TestAmerica Edison

# Client Sample Results

Client: RT Environmental Services, Inc.  
Project/Site: Collins St. Act 2

TestAmerica Job ID: 460-165942-1

## Method: 8270D - Semivolatile Organic Compounds (GC/MS)

Analyte	Result	Qualifier	RL	MDL	Unit	D	Prepared	Analyzed	Dil Fac
Fluorene	0.0053	U	0.39	0.0053	mg/Kg	☼	10/05/18 18:35	10/06/18 04:15	1
<b>Phenanthrene</b>	<b>0.021</b>	<b>J</b>	0.39	0.0068	mg/Kg	☼	10/05/18 18:35	10/06/18 04:15	1
<b>Anthracene</b>	<b>0.0059</b>	<b>J</b>	0.39	0.0043	mg/Kg	☼	10/05/18 18:35	10/06/18 04:15	1
<b>Pyrene</b>	<b>0.035</b>	<b>J</b>	0.39	0.0097	mg/Kg	☼	10/05/18 18:35	10/06/18 04:15	1
<b>Benzo[a]anthracene</b>	<b>0.025</b>	<b>J</b>	0.039	0.014	mg/Kg	☼	10/05/18 18:35	10/06/18 04:15	1
<b>Chrysene</b>	<b>0.021</b>	<b>J</b>	0.39	0.0066	mg/Kg	☼	10/05/18 18:35	10/06/18 04:15	1
<b>Benzo[b]fluoranthene</b>	<b>0.028</b>	<b>J</b>	0.039	0.010	mg/Kg	☼	10/05/18 18:35	10/06/18 04:15	1
<b>Benzo[a]pyrene</b>	<b>0.018</b>	<b>J</b>	0.039	0.010	mg/Kg	☼	10/05/18 18:35	10/06/18 04:15	1
Benzo[g,h,i]perylene	0.011	U	0.39	0.011	mg/Kg	☼	10/05/18 18:35	10/06/18 04:15	1
<b>Surrogate</b>	<b>%Recovery</b>	<b>Qualifier</b>	<b>Limits</b>				<b>Prepared</b>	<b>Analyzed</b>	<b>Dil Fac</b>
Nitrobenzene-d5	69		37 - 94				10/05/18 18:35	10/06/18 04:15	1
Terphenyl-d14	77		24 - 109				10/05/18 18:35	10/06/18 04:15	1
2-Fluorobiphenyl	72		38 - 95				10/05/18 18:35	10/06/18 04:15	1

## General Chemistry

Analyte	Result	Qualifier	RL	MDL	Unit	D	Prepared	Analyzed	Dil Fac
<b>Percent Moisture</b>	<b>15.0</b>		1.0	1.0	%			10/05/18 04:14	1
<b>Percent Solids</b>	<b>85.0</b>		1.0	1.0	%			10/05/18 04:14	1

**Client Sample ID: SB-304-2**

**Date Collected: 10/02/18 10:15**

**Date Received: 10/02/18 14:15**

**Lab Sample ID: 460-165942-9**

**Matrix: Solid**

**Percent Solids: 87.4**

## Method: 8260C - Volatile Organic Compounds by GC/MS

Analyte	Result	Qualifier	RL	MDL	Unit	D	Prepared	Analyzed	Dil Fac
Chloromethane	0.00036	U	0.00083	0.00036	mg/Kg	☼	10/04/18 00:50	10/04/18 14:46	1
Bromomethane	0.00040	U	0.00083	0.00040	mg/Kg	☼	10/04/18 00:50	10/04/18 14:46	1
Vinyl chloride	0.00046	U	0.00083	0.00046	mg/Kg	☼	10/04/18 00:50	10/04/18 14:46	1
Chloroethane	0.00044	U	0.00083	0.00044	mg/Kg	☼	10/04/18 00:50	10/04/18 14:46	1
<b>Methylene Chloride</b>	<b>0.0030</b>		0.00083	0.00014	mg/Kg	☼	10/04/18 00:50	10/04/18 14:46	1
<b>Acetone</b>	<b>0.0041</b>	<b>J</b>	0.0042	0.0032	mg/Kg	☼	10/04/18 00:50	10/04/18 14:46	1
Carbon disulfide	0.00022	U	0.00083	0.00022	mg/Kg	☼	10/04/18 00:50	10/04/18 14:46	1
Trichlorofluoromethane	0.00034	U	0.00083	0.00034	mg/Kg	☼	10/04/18 00:50	10/04/18 14:46	1
1,1-Dichloroethene	0.00019	U	0.00083	0.00019	mg/Kg	☼	10/04/18 00:50	10/04/18 14:46	1
1,1-Dichloroethane	0.00017	U	0.00083	0.00017	mg/Kg	☼	10/04/18 00:50	10/04/18 14:46	1
trans-1,2-Dichloroethene	0.00021	U	0.00083	0.00021	mg/Kg	☼	10/04/18 00:50	10/04/18 14:46	1
cis-1,2-Dichloroethene	0.00013	U	0.00083	0.00013	mg/Kg	☼	10/04/18 00:50	10/04/18 14:46	1
Chloroform	0.00027	U	0.00083	0.00027	mg/Kg	☼	10/04/18 00:50	10/04/18 14:46	1
1,2-Dichloroethane	0.00025	U	0.00083	0.00025	mg/Kg	☼	10/04/18 00:50	10/04/18 14:46	1
2-Butanone	0.00093	U	0.0042	0.00093	mg/Kg	☼	10/04/18 00:50	10/04/18 14:46	1
1,1,1-Trichloroethane	0.00019	U	0.00083	0.00019	mg/Kg	☼	10/04/18 00:50	10/04/18 14:46	1
Carbon tetrachloride	0.00015	U	0.00083	0.00015	mg/Kg	☼	10/04/18 00:50	10/04/18 14:46	1
Bromodichloromethane	0.00021	U	0.00083	0.00021	mg/Kg	☼	10/04/18 00:50	10/04/18 14:46	1
1,2-Dichloropropane	0.00035	U	0.00083	0.00035	mg/Kg	☼	10/04/18 00:50	10/04/18 14:46	1
cis-1,3-Dichloropropene	0.00023	U	0.00083	0.00023	mg/Kg	☼	10/04/18 00:50	10/04/18 14:46	1
Trichloroethene	0.00012	U	0.00083	0.00012	mg/Kg	☼	10/04/18 00:50	10/04/18 14:46	1
Dibromochloromethane	0.00016	U	0.00083	0.00016	mg/Kg	☼	10/04/18 00:50	10/04/18 14:46	1
1,1,2-Trichloroethane	0.00015	U	0.00083	0.00015	mg/Kg	☼	10/04/18 00:50	10/04/18 14:46	1
Benzene	0.00022	U	0.00083	0.00022	mg/Kg	☼	10/04/18 00:50	10/04/18 14:46	1
trans-1,3-Dichloropropene	0.00022	U	0.00083	0.00022	mg/Kg	☼	10/04/18 00:50	10/04/18 14:46	1
Bromoform	0.00035	U	0.00083	0.00035	mg/Kg	☼	10/04/18 00:50	10/04/18 14:46	1
4-Methyl-2-pentanone	0.00055	U	0.0042	0.00055	mg/Kg	☼	10/04/18 00:50	10/04/18 14:46	1
2-Hexanone	0.00065	U	0.0042	0.00065	mg/Kg	☼	10/04/18 00:50	10/04/18 14:46	1

TestAmerica Edison

# Client Sample Results

Client: RT Environmental Services, Inc.  
Project/Site: Collins St. Act 2

TestAmerica Job ID: 460-165942-1

**Client Sample ID: SB-304-2**

**Lab Sample ID: 460-165942-9**

**Date Collected: 10/02/18 10:15**

**Matrix: Solid**

**Date Received: 10/02/18 14:15**

**Percent Solids: 87.4**

## Method: 8260C - Volatile Organic Compounds by GC/MS (Continued)

Analyte	Result	Qualifier	RL	MDL	Unit	D	Prepared	Analyzed	Dil Fac
<b>Tetrachloroethene</b>	<b>0.0020</b>		0.00083	0.00012	mg/Kg	☼	10/04/18 00:50	10/04/18 14:46	1
1,1,2,2-Tetrachloroethane	0.00018	U	0.00083	0.00018	mg/Kg	☼	10/04/18 00:50	10/04/18 14:46	1
Toluene	0.00052	U	0.00083	0.00052	mg/Kg	☼	10/04/18 00:50	10/04/18 14:46	1
Chlorobenzene	0.00015	U	0.00083	0.00015	mg/Kg	☼	10/04/18 00:50	10/04/18 14:46	1
Ethylbenzene	0.00017	U	0.00083	0.00017	mg/Kg	☼	10/04/18 00:50	10/04/18 14:46	1
Styrene	0.00010	U	0.00083	0.00010	mg/Kg	☼	10/04/18 00:50	10/04/18 14:46	1
Xylenes, Total	0.00021	U	0.0017	0.00021	mg/Kg	☼	10/04/18 00:50	10/04/18 14:46	1
Freon TF	0.00025	U	0.00083	0.00025	mg/Kg	☼	10/04/18 00:50	10/04/18 14:46	1
MTBE	0.00010	U *	0.00083	0.00010	mg/Kg	☼	10/04/18 00:50	10/04/18 14:46	1
Cyclohexane	0.00018	U	0.00083	0.00018	mg/Kg	☼	10/04/18 00:50	10/04/18 14:46	1
1,2-Dibromoethane	0.00015	U	0.00083	0.00015	mg/Kg	☼	10/04/18 00:50	10/04/18 14:46	1
1,3-Dichlorobenzene	0.00013	U	0.00083	0.00013	mg/Kg	☼	10/04/18 00:50	10/04/18 14:46	1
1,4-Dichlorobenzene	0.000083	U	0.00083	0.000083	mg/Kg	☼	10/04/18 00:50	10/04/18 14:46	1
1,2-Dichlorobenzene	0.00012	U	0.00083	0.00012	mg/Kg	☼	10/04/18 00:50	10/04/18 14:46	1
Naphthalene	0.00016	U	0.00083	0.00016	mg/Kg	☼	10/04/18 00:50	10/04/18 14:46	1
Dichlorodifluoromethane	0.00028	U	0.00083	0.00028	mg/Kg	☼	10/04/18 00:50	10/04/18 14:46	1
1,2,4-Trichlorobenzene	0.000077	U	0.00083	0.000077	mg/Kg	☼	10/04/18 00:50	10/04/18 14:46	1
1,2,4-Trimethylbenzene	0.000078	U	0.00083	0.000078	mg/Kg	☼	10/04/18 00:50	10/04/18 14:46	1
1,2-Dibromo-3-Chloropropane	0.00038	U	0.00083	0.00038	mg/Kg	☼	10/04/18 00:50	10/04/18 14:46	1
1,3,5-Trimethylbenzene	0.000096	U	0.00083	0.000096	mg/Kg	☼	10/04/18 00:50	10/04/18 14:46	1
Isopropylbenzene	0.00011	U	0.00083	0.00011	mg/Kg	☼	10/04/18 00:50	10/04/18 14:46	1
Methyl acetate	0.0036	U *	0.0042	0.0036	mg/Kg	☼	10/04/18 00:50	10/04/18 14:46	1
Methylcyclohexane	0.00013	U	0.00083	0.00013	mg/Kg	☼	10/04/18 00:50	10/04/18 14:46	1

Surrogate	%Recovery	Qualifier	Limits	Prepared	Analyzed	Dil Fac
1,2-Dichloroethane-d4 (Surr)	114		78 - 135	10/04/18 00:50	10/04/18 14:46	1
Toluene-d8 (Surr)	98		73 - 121	10/04/18 00:50	10/04/18 14:46	1
Bromofluorobenzene	95		67 - 126	10/04/18 00:50	10/04/18 14:46	1
Dibromofluoromethane (Surr)	111		61 - 149	10/04/18 00:50	10/04/18 14:46	1

## Method: 8270D - Semivolatile Organic Compounds (GC/MS)

Analyte	Result	Qualifier	RL	MDL	Unit	D	Prepared	Analyzed	Dil Fac
<b>Fluorene</b>	<b>0.021</b>	<b>J</b>	0.38	0.0051	mg/Kg	☼	10/04/18 06:31	10/05/18 05:17	1
<b>Phenanthrene</b>	<b>0.48</b>		0.38	0.0066	mg/Kg	☼	10/04/18 06:31	10/05/18 05:17	1
<b>Anthracene</b>	<b>0.052</b>	<b>J</b>	0.38	0.0042	mg/Kg	☼	10/04/18 06:31	10/05/18 05:17	1
<b>Pyrene</b>	<b>0.56</b>		0.38	0.0094	mg/Kg	☼	10/04/18 06:31	10/05/18 05:17	1
<b>Benzo[a]anthracene</b>	<b>0.24</b>		0.038	0.013	mg/Kg	☼	10/04/18 06:31	10/05/18 05:17	1
<b>Chrysene</b>	<b>0.41</b>		0.38	0.0064	mg/Kg	☼	10/04/18 06:31	10/05/18 05:17	1
<b>Benzo[b]fluoranthene</b>	<b>0.37</b>		0.038	0.0098	mg/Kg	☼	10/04/18 06:31	10/05/18 05:17	1
<b>Benzo[a]pyrene</b>	<b>0.24</b>		0.038	0.010	mg/Kg	☼	10/04/18 06:31	10/05/18 05:17	1
<b>Benzo[g,h,i]perylene</b>	<b>0.17</b>	<b>J</b>	0.38	0.011	mg/Kg	☼	10/04/18 06:31	10/05/18 05:17	1

Surrogate	%Recovery	Qualifier	Limits	Prepared	Analyzed	Dil Fac
Nitrobenzene-d5	89		37 - 94	10/04/18 06:31	10/05/18 05:17	1
Terphenyl-d14	88		24 - 109	10/04/18 06:31	10/05/18 05:17	1
2-Fluorobiphenyl	84		38 - 95	10/04/18 06:31	10/05/18 05:17	1

## General Chemistry

Analyte	Result	Qualifier	RL	MDL	Unit	D	Prepared	Analyzed	Dil Fac
<b>Percent Moisture</b>	<b>12.6</b>		1.0	1.0	%			10/05/18 04:14	1

TestAmerica Edison

# Client Sample Results

Client: RT Environmental Services, Inc.  
Project/Site: Collins St. Act 2

TestAmerica Job ID: 460-165942-1

**Client Sample ID: SB-304-2**

**Date Collected: 10/02/18 10:15**

**Date Received: 10/02/18 14:15**

**Lab Sample ID: 460-165942-9**

**Matrix: Solid**

**Percent Solids: 87.4**

**General Chemistry (Continued)**

Analyte	Result	Qualifier	RL	MDL	Unit	D	Prepared	Analyzed	Dil Fac
Percent Solids	87.4		1.0	1.0	%			10/05/18 04:14	1

**Client Sample ID: SB-304-4**

**Date Collected: 10/02/18 10:20**

**Date Received: 10/02/18 14:15**

**Lab Sample ID: 460-165942-10**

**Matrix: Solid**

**Percent Solids: 84.0**

**Method: 8260C - Volatile Organic Compounds by GC/MS**

Analyte	Result	Qualifier	RL	MDL	Unit	D	Prepared	Analyzed	Dil Fac
Chloromethane	0.00028	U	0.00065	0.00028	mg/Kg	☼	10/04/18 00:51	10/04/18 15:11	1
Bromomethane	0.00031	U	0.00065	0.00031	mg/Kg	☼	10/04/18 00:51	10/04/18 15:11	1
Vinyl chloride	0.00035	U	0.00065	0.00035	mg/Kg	☼	10/04/18 00:51	10/04/18 15:11	1
Chloroethane	0.00034	U	0.00065	0.00034	mg/Kg	☼	10/04/18 00:51	10/04/18 15:11	1
<b>Methylene Chloride</b>	<b>0.0033</b>		0.00065	0.00011	mg/Kg	☼	10/04/18 00:51	10/04/18 15:11	1
Acetone	0.0024	U	0.0032	0.0024	mg/Kg	☼	10/04/18 00:51	10/04/18 15:11	1
Carbon disulfide	0.00017	U	0.00065	0.00017	mg/Kg	☼	10/04/18 00:51	10/04/18 15:11	1
Trichlorofluoromethane	0.00026	U	0.00065	0.00026	mg/Kg	☼	10/04/18 00:51	10/04/18 15:11	1
1,1-Dichloroethene	0.00015	U	0.00065	0.00015	mg/Kg	☼	10/04/18 00:51	10/04/18 15:11	1
1,1-Dichloroethane	0.00013	U	0.00065	0.00013	mg/Kg	☼	10/04/18 00:51	10/04/18 15:11	1
trans-1,2-Dichloroethene	0.00016	U	0.00065	0.00016	mg/Kg	☼	10/04/18 00:51	10/04/18 15:11	1
cis-1,2-Dichloroethene	0.000098	U	0.00065	0.000098	mg/Kg	☼	10/04/18 00:51	10/04/18 15:11	1
Chloroform	0.00021	U	0.00065	0.00021	mg/Kg	☼	10/04/18 00:51	10/04/18 15:11	1
1,2-Dichloroethane	0.00019	U	0.00065	0.00019	mg/Kg	☼	10/04/18 00:51	10/04/18 15:11	1
2-Butanone	0.00072	U	0.0032	0.00072	mg/Kg	☼	10/04/18 00:51	10/04/18 15:11	1
1,1,1-Trichloroethane	0.00015	U	0.00065	0.00015	mg/Kg	☼	10/04/18 00:51	10/04/18 15:11	1
Carbon tetrachloride	0.00012	U	0.00065	0.00012	mg/Kg	☼	10/04/18 00:51	10/04/18 15:11	1
Bromodichloromethane	0.00017	U	0.00065	0.00017	mg/Kg	☼	10/04/18 00:51	10/04/18 15:11	1
1,2-Dichloropropane	0.00027	U	0.00065	0.00027	mg/Kg	☼	10/04/18 00:51	10/04/18 15:11	1
cis-1,3-Dichloropropene	0.00018	U	0.00065	0.00018	mg/Kg	☼	10/04/18 00:51	10/04/18 15:11	1
Trichloroethene	0.000093	U	0.00065	0.000093	mg/Kg	☼	10/04/18 00:51	10/04/18 15:11	1
Dibromochloromethane	0.00013	U	0.00065	0.00013	mg/Kg	☼	10/04/18 00:51	10/04/18 15:11	1
1,1,2-Trichloroethane	0.00012	U	0.00065	0.00012	mg/Kg	☼	10/04/18 00:51	10/04/18 15:11	1
<b>Benzene</b>	<b>0.00031</b>	<b>J</b>	0.00065	0.00017	mg/Kg	☼	10/04/18 00:51	10/04/18 15:11	1
trans-1,3-Dichloropropene	0.00017	U	0.00065	0.00017	mg/Kg	☼	10/04/18 00:51	10/04/18 15:11	1
Bromoform	0.00027	U	0.00065	0.00027	mg/Kg	☼	10/04/18 00:51	10/04/18 15:11	1
4-Methyl-2-pentanone	0.00043	U	0.0032	0.00043	mg/Kg	☼	10/04/18 00:51	10/04/18 15:11	1
2-Hexanone	0.00050	U	0.0032	0.00050	mg/Kg	☼	10/04/18 00:51	10/04/18 15:11	1
<b>Tetrachloroethene</b>	<b>0.00085</b>		0.00065	0.000092	mg/Kg	☼	10/04/18 00:51	10/04/18 15:11	1
1,1,2,2-Tetrachloroethane	0.00014	U	0.00065	0.00014	mg/Kg	☼	10/04/18 00:51	10/04/18 15:11	1
<b>Toluene</b>	<b>0.0016</b>		0.00065	0.00040	mg/Kg	☼	10/04/18 00:51	10/04/18 15:11	1
Chlorobenzene	0.00011	U	0.00065	0.00011	mg/Kg	☼	10/04/18 00:51	10/04/18 15:11	1
Ethylbenzene	0.00013	U	0.00065	0.00013	mg/Kg	☼	10/04/18 00:51	10/04/18 15:11	1
Styrene	0.000079	U	0.00065	0.000079	mg/Kg	☼	10/04/18 00:51	10/04/18 15:11	1
Xylenes, Total	0.00016	U	0.0013	0.00016	mg/Kg	☼	10/04/18 00:51	10/04/18 15:11	1
Freon TF	0.00019	U	0.00065	0.00019	mg/Kg	☼	10/04/18 00:51	10/04/18 15:11	1
MTBE	0.000081	U *	0.00065	0.000081	mg/Kg	☼	10/04/18 00:51	10/04/18 15:11	1
Cyclohexane	0.00014	U	0.00065	0.00014	mg/Kg	☼	10/04/18 00:51	10/04/18 15:11	1
1,2-Dibromoethane	0.00012	U	0.00065	0.00012	mg/Kg	☼	10/04/18 00:51	10/04/18 15:11	1
1,3-Dichlorobenzene	0.00010	U	0.00065	0.00010	mg/Kg	☼	10/04/18 00:51	10/04/18 15:11	1
1,4-Dichlorobenzene	0.000065	U	0.00065	0.000065	mg/Kg	☼	10/04/18 00:51	10/04/18 15:11	1
1,2-Dichlorobenzene	0.000093	U	0.00065	0.000093	mg/Kg	☼	10/04/18 00:51	10/04/18 15:11	1

TestAmerica Edison



# Client Sample Results

Client: RT Environmental Services, Inc.  
Project/Site: Collins St. Act 2

TestAmerica Job ID: 460-165942-1

**Client Sample ID: SB-304-4**

**Lab Sample ID: 460-165942-10**

**Date Collected: 10/02/18 10:20**

**Matrix: Solid**

**Date Received: 10/02/18 14:15**

**Percent Solids: 84.0**

## Method: 8260C - Volatile Organic Compounds by GC/MS (Continued)

Analyte	Result	Qualifier	RL	MDL	Unit	D	Prepared	Analyzed	Dil Fac
Naphthalene	0.00012	U	0.00065	0.00012	mg/Kg	☼	10/04/18 00:51	10/04/18 15:11	1
Dichlorodifluoromethane	0.00022	U	0.00065	0.00022	mg/Kg	☼	10/04/18 00:51	10/04/18 15:11	1
1,2,4-Trichlorobenzene	0.000059	U	0.00065	0.000059	mg/Kg	☼	10/04/18 00:51	10/04/18 15:11	1
1,2,4-Trimethylbenzene	0.000061	U	0.00065	0.000061	mg/Kg	☼	10/04/18 00:51	10/04/18 15:11	1
1,2-Dibromo-3-Chloropropane	0.00030	U	0.00065	0.00030	mg/Kg	☼	10/04/18 00:51	10/04/18 15:11	1
1,3,5-Trimethylbenzene	0.000074	U	0.00065	0.000074	mg/Kg	☼	10/04/18 00:51	10/04/18 15:11	1
Isopropylbenzene	0.000081	U	0.00065	0.000081	mg/Kg	☼	10/04/18 00:51	10/04/18 15:11	1
Methyl acetate	0.0028	U *	0.0032	0.0028	mg/Kg	☼	10/04/18 00:51	10/04/18 15:11	1
Methylcyclohexane	0.00010	U	0.00065	0.00010	mg/Kg	☼	10/04/18 00:51	10/04/18 15:11	1
Surrogate	%Recovery	Qualifier	Limits				Prepared	Analyzed	Dil Fac
1,2-Dichloroethane-d4 (Surr)	113		78 - 135				10/04/18 00:51	10/04/18 15:11	1
Toluene-d8 (Surr)	99		73 - 121				10/04/18 00:51	10/04/18 15:11	1
Bromofluorobenzene	96		67 - 126				10/04/18 00:51	10/04/18 15:11	1
Dibromofluoromethane (Surr)	113		61 - 149				10/04/18 00:51	10/04/18 15:11	1

## Method: 8270D - Semivolatile Organic Compounds (GC/MS)

Analyte	Result	Qualifier	RL	MDL	Unit	D	Prepared	Analyzed	Dil Fac
Fluorene	0.0053	U	0.39	0.0053	mg/Kg	☼	10/04/18 06:31	10/05/18 03:15	1
Phenanthrene	0.067	J	0.39	0.0069	mg/Kg	☼	10/04/18 06:31	10/05/18 03:15	1
Anthracene	0.014	J	0.39	0.0044	mg/Kg	☼	10/04/18 06:31	10/05/18 03:15	1
Pyrene	0.061	J	0.39	0.0098	mg/Kg	☼	10/04/18 06:31	10/05/18 03:15	1
Benzo[a]anthracene	0.033	J	0.039	0.014	mg/Kg	☼	10/04/18 06:31	10/05/18 03:15	1
Chrysene	0.024	J	0.39	0.0067	mg/Kg	☼	10/04/18 06:31	10/05/18 03:15	1
Benzo[b]fluoranthene	0.023	J	0.039	0.010	mg/Kg	☼	10/04/18 06:31	10/05/18 03:15	1
Benzo[a]pyrene	0.020	J	0.039	0.010	mg/Kg	☼	10/04/18 06:31	10/05/18 03:15	1
Benzo[g,h,i]perylene	0.014	J	0.39	0.012	mg/Kg	☼	10/04/18 06:31	10/05/18 03:15	1
Surrogate	%Recovery	Qualifier	Limits				Prepared	Analyzed	Dil Fac
Nitrobenzene-d5	75		37 - 94				10/04/18 06:31	10/05/18 03:15	1
Terphenyl-d14	83		24 - 109				10/04/18 06:31	10/05/18 03:15	1
2-Fluorobiphenyl	71		38 - 95				10/04/18 06:31	10/05/18 03:15	1

## General Chemistry

Analyte	Result	Qualifier	RL	MDL	Unit	D	Prepared	Analyzed	Dil Fac
Percent Moisture	16.0		1.0	1.0	%			10/05/18 04:14	1
Percent Solids	84.0		1.0	1.0	%			10/05/18 04:14	1

**Client Sample ID: SB-305-4**

**Lab Sample ID: 460-165942-11**

**Date Collected: 10/02/18 11:40**

**Matrix: Solid**

**Date Received: 10/02/18 14:15**

**Percent Solids: 83.5**

## Method: 8260C - Volatile Organic Compounds by GC/MS

Analyte	Result	Qualifier	RL	MDL	Unit	D	Prepared	Analyzed	Dil Fac
Chloromethane	0.00090	U	0.0021	0.00090	mg/Kg	☼	10/04/18 00:51	10/04/18 15:35	1
Bromomethane	0.00098	U	0.0021	0.00098	mg/Kg	☼	10/04/18 00:51	10/04/18 15:35	1
Vinyl chloride	0.0011	U	0.0021	0.0011	mg/Kg	☼	10/04/18 00:51	10/04/18 15:35	1
Chloroethane	0.0011	U	0.0021	0.0011	mg/Kg	☼	10/04/18 00:51	10/04/18 15:35	1
Methylene Chloride	0.019		0.0021	0.00034	mg/Kg	☼	10/04/18 00:51	10/04/18 15:35	1
Acetone	0.019		0.010	0.0078	mg/Kg	☼	10/04/18 00:51	10/04/18 15:35	1
Carbon disulfide	0.00055	U	0.0021	0.00055	mg/Kg	☼	10/04/18 00:51	10/04/18 15:35	1

TestAmerica Edison

# Client Sample Results

Client: RT Environmental Services, Inc.  
Project/Site: Collins St. Act 2

TestAmerica Job ID: 460-165942-1

**Client Sample ID: SB-305-4**

**Lab Sample ID: 460-165942-11**

**Date Collected: 10/02/18 11:40**

**Matrix: Solid**

**Date Received: 10/02/18 14:15**

**Percent Solids: 83.5**

**Method: 8260C - Volatile Organic Compounds by GC/MS (Continued)**

Analyte	Result	Qualifier	RL	MDL	Unit	D	Prepared	Analyzed	Dil Fac
Trichlorofluoromethane	0.00084	U	0.0021	0.00084	mg/Kg	☼	10/04/18 00:51	10/04/18 15:35	1
1,1-Dichloroethene	0.00046	U	0.0021	0.00046	mg/Kg	☼	10/04/18 00:51	10/04/18 15:35	1
1,1-Dichloroethane	0.00043	U	0.0021	0.00043	mg/Kg	☼	10/04/18 00:51	10/04/18 15:35	1
trans-1,2-Dichloroethene	0.00051	U	0.0021	0.00051	mg/Kg	☼	10/04/18 00:51	10/04/18 15:35	1
cis-1,2-Dichloroethene	0.00031	U	0.0021	0.00031	mg/Kg	☼	10/04/18 00:51	10/04/18 15:35	1
Chloroform	0.00066	U	0.0021	0.00066	mg/Kg	☼	10/04/18 00:51	10/04/18 15:35	1
1,2-Dichloroethane	0.00061	U	0.0021	0.00061	mg/Kg	☼	10/04/18 00:51	10/04/18 15:35	1
2-Butanone	0.0023	U	0.010	0.0023	mg/Kg	☼	10/04/18 00:51	10/04/18 15:35	1
1,1,1-Trichloroethane	0.00048	U	0.0021	0.00048	mg/Kg	☼	10/04/18 00:51	10/04/18 15:35	1
Carbon tetrachloride	0.00037	U	0.0021	0.00037	mg/Kg	☼	10/04/18 00:51	10/04/18 15:35	1
Bromodichloromethane	0.00053	U	0.0021	0.00053	mg/Kg	☼	10/04/18 00:51	10/04/18 15:35	1
1,2-Dichloropropane	0.00087	U	0.0021	0.00087	mg/Kg	☼	10/04/18 00:51	10/04/18 15:35	1
cis-1,3-Dichloropropene	0.00056	U	0.0021	0.00056	mg/Kg	☼	10/04/18 00:51	10/04/18 15:35	1
<b>Trichloroethene</b>	<b>0.0025</b>		0.0021	0.00030	mg/Kg	☼	10/04/18 00:51	10/04/18 15:35	1
Dibromochloromethane	0.00040	U	0.0021	0.00040	mg/Kg	☼	10/04/18 00:51	10/04/18 15:35	1
1,1,2-Trichloroethane	0.00037	U	0.0021	0.00037	mg/Kg	☼	10/04/18 00:51	10/04/18 15:35	1
Benzene	0.00053	U	0.0021	0.00053	mg/Kg	☼	10/04/18 00:51	10/04/18 15:35	1
trans-1,3-Dichloropropene	0.00055	U	0.0021	0.00055	mg/Kg	☼	10/04/18 00:51	10/04/18 15:35	1
Bromoform	0.00088	U	0.0021	0.00088	mg/Kg	☼	10/04/18 00:51	10/04/18 15:35	1
4-Methyl-2-pentanone	0.0014	U	0.010	0.0014	mg/Kg	☼	10/04/18 00:51	10/04/18 15:35	1
2-Hexanone	0.0016	U	0.010	0.0016	mg/Kg	☼	10/04/18 00:51	10/04/18 15:35	1
<b>Tetrachloroethene</b>	<b>0.0068</b>		0.0021	0.00030	mg/Kg	☼	10/04/18 00:51	10/04/18 15:35	1
1,1,2,2-Tetrachloroethane	0.00044	U	0.0021	0.00044	mg/Kg	☼	10/04/18 00:51	10/04/18 15:35	1
Toluene	0.0013	U	0.0021	0.0013	mg/Kg	☼	10/04/18 00:51	10/04/18 15:35	1
Chlorobenzene	0.00037	U	0.0021	0.00037	mg/Kg	☼	10/04/18 00:51	10/04/18 15:35	1
Ethylbenzene	0.00041	U	0.0021	0.00041	mg/Kg	☼	10/04/18 00:51	10/04/18 15:35	1
Styrene	0.00025	U	0.0021	0.00025	mg/Kg	☼	10/04/18 00:51	10/04/18 15:35	1
Xylenes, Total	0.00052	U	0.0041	0.00052	mg/Kg	☼	10/04/18 00:51	10/04/18 15:35	1
Freon TF	0.00062	U	0.0021	0.00062	mg/Kg	☼	10/04/18 00:51	10/04/18 15:35	1
MTBE	0.00026	U *	0.0021	0.00026	mg/Kg	☼	10/04/18 00:51	10/04/18 15:35	1
Cyclohexane	0.00046	U	0.0021	0.00046	mg/Kg	☼	10/04/18 00:51	10/04/18 15:35	1
1,2-Dibromoethane	0.00037	U	0.0021	0.00037	mg/Kg	☼	10/04/18 00:51	10/04/18 15:35	1
1,3-Dichlorobenzene	0.00033	U	0.0021	0.00033	mg/Kg	☼	10/04/18 00:51	10/04/18 15:35	1
1,4-Dichlorobenzene	0.00021	U	0.0021	0.00021	mg/Kg	☼	10/04/18 00:51	10/04/18 15:35	1
1,2-Dichlorobenzene	0.00030	U	0.0021	0.00030	mg/Kg	☼	10/04/18 00:51	10/04/18 15:35	1
Naphthalene	0.00039	U	0.0021	0.00039	mg/Kg	☼	10/04/18 00:51	10/04/18 15:35	1
Dichlorodifluoromethane	0.00070	U	0.0021	0.00070	mg/Kg	☼	10/04/18 00:51	10/04/18 15:35	1
1,2,4-Trichlorobenzene	0.00019	U	0.0021	0.00019	mg/Kg	☼	10/04/18 00:51	10/04/18 15:35	1
1,2,4-Trimethylbenzene	0.00019	U	0.0021	0.00019	mg/Kg	☼	10/04/18 00:51	10/04/18 15:35	1
1,2-Dibromo-3-Chloropropane	0.00095	U	0.0021	0.00095	mg/Kg	☼	10/04/18 00:51	10/04/18 15:35	1
1,3,5-Trimethylbenzene	0.00024	U	0.0021	0.00024	mg/Kg	☼	10/04/18 00:51	10/04/18 15:35	1
Isopropylbenzene	0.00026	U	0.0021	0.00026	mg/Kg	☼	10/04/18 00:51	10/04/18 15:35	1
Methyl acetate	0.0089	U *	0.010	0.0089	mg/Kg	☼	10/04/18 00:51	10/04/18 15:35	1
Methylcyclohexane	0.00033	U	0.0021	0.00033	mg/Kg	☼	10/04/18 00:51	10/04/18 15:35	1

Surrogate	%Recovery	Qualifier	Limits	Prepared	Analyzed	Dil Fac
1,2-Dichloroethane-d4 (Surr)	116		78 - 135	10/04/18 00:51	10/04/18 15:35	1
Toluene-d8 (Surr)	100		73 - 121	10/04/18 00:51	10/04/18 15:35	1
Bromofluorobenzene	99		67 - 126	10/04/18 00:51	10/04/18 15:35	1
Dibromofluoromethane (Surr)	114		61 - 149	10/04/18 00:51	10/04/18 15:35	1

TestAmerica Edison

# Client Sample Results

Client: RT Environmental Services, Inc.  
Project/Site: Collins St. Act 2

TestAmerica Job ID: 460-165942-1

## Method: 8270D - Semivolatile Organic Compounds (GC/MS)

Analyte	Result	Qualifier	RL	MDL	Unit	D	Prepared	Analyzed	Dil Fac
Fluorene	0.050	J	0.39	0.0054	mg/Kg	☼	10/04/18 06:31	10/08/18 13:15	1
Phenanthrene	0.89		0.39	0.0070	mg/Kg	☼	10/04/18 06:31	10/08/18 13:15	1
Anthracene	0.15	J	0.39	0.0044	mg/Kg	☼	10/04/18 06:31	10/08/18 13:15	1
Pyrene	2.4		0.39	0.0098	mg/Kg	☼	10/04/18 06:31	10/08/18 13:15	1
Benzo[a]anthracene	2.0		0.039	0.014	mg/Kg	☼	10/04/18 06:31	10/08/18 13:15	1
Chrysene	2.5		0.39	0.0067	mg/Kg	☼	10/04/18 06:31	10/08/18 13:15	1
Benzo[b]fluoranthene	4.0		0.039	0.010	mg/Kg	☼	10/04/18 06:31	10/08/18 13:15	1
Benzo[a]pyrene	2.8		0.039	0.011	mg/Kg	☼	10/04/18 06:31	10/08/18 13:15	1
Benzo[g,h,i]perylene	2.5		0.39	0.012	mg/Kg	☼	10/04/18 06:31	10/08/18 13:15	1

Surrogate	%Recovery	Qualifier	Limits	Prepared	Analyzed	Dil Fac
Nitrobenzene-d5	83		37 - 94	10/04/18 06:31	10/08/18 13:15	1
Terphenyl-d14	86		24 - 109	10/04/18 06:31	10/08/18 13:15	1
2-Fluorobiphenyl	82		38 - 95	10/04/18 06:31	10/08/18 13:15	1

## General Chemistry

Analyte	Result	Qualifier	RL	MDL	Unit	D	Prepared	Analyzed	Dil Fac
Percent Moisture	16.5		1.0	1.0	%			10/05/18 04:14	1
Percent Solids	83.5		1.0	1.0	%			10/05/18 04:14	1

Client Sample ID: SB-305-6

Lab Sample ID: 460-165942-12

Date Collected: 10/02/18 11:45

Matrix: Solid

Date Received: 10/02/18 14:15

Percent Solids: 82.3

## Method: 8260C - Volatile Organic Compounds by GC/MS

Analyte	Result	Qualifier	RL	MDL	Unit	D	Prepared	Analyzed	Dil Fac
Chloromethane	0.00036	U	0.00083	0.00036	mg/Kg	☼	10/04/18 00:51	10/04/18 15:59	1
Bromomethane	0.00039	U	0.00083	0.00039	mg/Kg	☼	10/04/18 00:51	10/04/18 15:59	1
Vinyl chloride	0.00045	U	0.00083	0.00045	mg/Kg	☼	10/04/18 00:51	10/04/18 15:59	1
Chloroethane	0.00043	U	0.00083	0.00043	mg/Kg	☼	10/04/18 00:51	10/04/18 15:59	1
Methylene Chloride	0.0047		0.00083	0.00014	mg/Kg	☼	10/04/18 00:51	10/04/18 15:59	1
Acetone	0.0032	U	0.0042	0.0032	mg/Kg	☼	10/04/18 00:51	10/04/18 15:59	1
Carbon disulfide	0.00022	U	0.00083	0.00022	mg/Kg	☼	10/04/18 00:51	10/04/18 15:59	1
Trichlorofluoromethane	0.00034	U	0.00083	0.00034	mg/Kg	☼	10/04/18 00:51	10/04/18 15:59	1
1,1-Dichloroethene	0.00019	U	0.00083	0.00019	mg/Kg	☼	10/04/18 00:51	10/04/18 15:59	1
1,1-Dichloroethane	0.00017	U	0.00083	0.00017	mg/Kg	☼	10/04/18 00:51	10/04/18 15:59	1
trans-1,2-Dichloroethene	0.00020	U	0.00083	0.00020	mg/Kg	☼	10/04/18 00:51	10/04/18 15:59	1
cis-1,2-Dichloroethene	0.00013	U	0.00083	0.00013	mg/Kg	☼	10/04/18 00:51	10/04/18 15:59	1
Chloroform	0.00027	U	0.00083	0.00027	mg/Kg	☼	10/04/18 00:51	10/04/18 15:59	1
1,2-Dichloroethane	0.00025	U	0.00083	0.00025	mg/Kg	☼	10/04/18 00:51	10/04/18 15:59	1
2-Butanone	0.00092	U	0.0042	0.00092	mg/Kg	☼	10/04/18 00:51	10/04/18 15:59	1
1,1,1-Trichloroethane	0.00019	U	0.00083	0.00019	mg/Kg	☼	10/04/18 00:51	10/04/18 15:59	1
Carbon tetrachloride	0.00015	U	0.00083	0.00015	mg/Kg	☼	10/04/18 00:51	10/04/18 15:59	1
Bromodichloromethane	0.00021	U	0.00083	0.00021	mg/Kg	☼	10/04/18 00:51	10/04/18 15:59	1
1,2-Dichloropropane	0.00035	U	0.00083	0.00035	mg/Kg	☼	10/04/18 00:51	10/04/18 15:59	1
cis-1,3-Dichloropropene	0.00023	U	0.00083	0.00023	mg/Kg	☼	10/04/18 00:51	10/04/18 15:59	1
Trichloroethene	0.00012	U	0.00083	0.00012	mg/Kg	☼	10/04/18 00:51	10/04/18 15:59	1
Dibromochloromethane	0.00016	U	0.00083	0.00016	mg/Kg	☼	10/04/18 00:51	10/04/18 15:59	1
1,1,2-Trichloroethane	0.00015	U	0.00083	0.00015	mg/Kg	☼	10/04/18 00:51	10/04/18 15:59	1
Benzene	0.00024	J	0.00083	0.00021	mg/Kg	☼	10/04/18 00:51	10/04/18 15:59	1
trans-1,3-Dichloropropene	0.00022	U	0.00083	0.00022	mg/Kg	☼	10/04/18 00:51	10/04/18 15:59	1
Bromoform	0.00035	U	0.00083	0.00035	mg/Kg	☼	10/04/18 00:51	10/04/18 15:59	1
4-Methyl-2-pentanone	0.00055	U	0.0042	0.00055	mg/Kg	☼	10/04/18 00:51	10/04/18 15:59	1
2-Hexanone	0.00065	U	0.0042	0.00065	mg/Kg	☼	10/04/18 00:51	10/04/18 15:59	1

TestAmerica Edison

# Client Sample Results

Client: RT Environmental Services, Inc.  
Project/Site: Collins St. Act 2

TestAmerica Job ID: 460-165942-1

**Client Sample ID: SB-305-6**

**Lab Sample ID: 460-165942-12**

**Date Collected: 10/02/18 11:45**

**Matrix: Solid**

**Date Received: 10/02/18 14:15**

**Percent Solids: 82.3**

## Method: 8260C - Volatile Organic Compounds by GC/MS (Continued)

Analyte	Result	Qualifier	RL	MDL	Unit	D	Prepared	Analyzed	Dil Fac
<b>Tetrachloroethene</b>	<b>0.00020</b>	<b>J</b>	0.00083	0.00012	mg/Kg	☼	10/04/18 00:51	10/04/18 15:59	1
1,1,2,2-Tetrachloroethane	0.00018	U	0.00083	0.00018	mg/Kg	☼	10/04/18 00:51	10/04/18 15:59	1
<b>Toluene</b>	<b>0.0012</b>		0.00083	0.00052	mg/Kg	☼	10/04/18 00:51	10/04/18 15:59	1
Chlorobenzene	0.00015	U	0.00083	0.00015	mg/Kg	☼	10/04/18 00:51	10/04/18 15:59	1
Ethylbenzene	0.00017	U	0.00083	0.00017	mg/Kg	☼	10/04/18 00:51	10/04/18 15:59	1
Styrene	0.00010	U	0.00083	0.00010	mg/Kg	☼	10/04/18 00:51	10/04/18 15:59	1
Xylenes, Total	0.00021	U	0.0017	0.00021	mg/Kg	☼	10/04/18 00:51	10/04/18 15:59	1
Freon TF	0.00025	U	0.00083	0.00025	mg/Kg	☼	10/04/18 00:51	10/04/18 15:59	1
MTBE	0.00010	U *	0.00083	0.00010	mg/Kg	☼	10/04/18 00:51	10/04/18 15:59	1
Cyclohexane	0.00018	U	0.00083	0.00018	mg/Kg	☼	10/04/18 00:51	10/04/18 15:59	1
1,2-Dibromoethane	0.00015	U	0.00083	0.00015	mg/Kg	☼	10/04/18 00:51	10/04/18 15:59	1
1,3-Dichlorobenzene	0.00013	U	0.00083	0.00013	mg/Kg	☼	10/04/18 00:51	10/04/18 15:59	1
1,4-Dichlorobenzene	0.000083	U	0.00083	0.000083	mg/Kg	☼	10/04/18 00:51	10/04/18 15:59	1
1,2-Dichlorobenzene	0.00012	U	0.00083	0.00012	mg/Kg	☼	10/04/18 00:51	10/04/18 15:59	1
Naphthalene	0.00016	U	0.00083	0.00016	mg/Kg	☼	10/04/18 00:51	10/04/18 15:59	1
Dichlorodifluoromethane	0.00028	U	0.00083	0.00028	mg/Kg	☼	10/04/18 00:51	10/04/18 15:59	1
1,2,4-Trichlorobenzene	0.000077	U	0.00083	0.000077	mg/Kg	☼	10/04/18 00:51	10/04/18 15:59	1
1,2,4-Trimethylbenzene	0.000078	U	0.00083	0.000078	mg/Kg	☼	10/04/18 00:51	10/04/18 15:59	1
1,2-Dibromo-3-Chloropropane	0.00038	U	0.00083	0.00038	mg/Kg	☼	10/04/18 00:51	10/04/18 15:59	1
1,3,5-Trimethylbenzene	0.000096	U	0.00083	0.000096	mg/Kg	☼	10/04/18 00:51	10/04/18 15:59	1
Isopropylbenzene	0.00010	U	0.00083	0.00010	mg/Kg	☼	10/04/18 00:51	10/04/18 15:59	1
Methyl acetate	0.0036	U *	0.0042	0.0036	mg/Kg	☼	10/04/18 00:51	10/04/18 15:59	1
Methylcyclohexane	0.00013	U	0.00083	0.00013	mg/Kg	☼	10/04/18 00:51	10/04/18 15:59	1

Surrogate	%Recovery	Qualifier	Limits	Prepared	Analyzed	Dil Fac
1,2-Dichloroethane-d4 (Surr)	113		78 - 135	10/04/18 00:51	10/04/18 15:59	1
Toluene-d8 (Surr)	98		73 - 121	10/04/18 00:51	10/04/18 15:59	1
Bromofluorobenzene	97		67 - 126	10/04/18 00:51	10/04/18 15:59	1
Dibromofluoromethane (Surr)	113		61 - 149	10/04/18 00:51	10/04/18 15:59	1

## Method: 8270D - Semivolatile Organic Compounds (GC/MS)

Analyte	Result	Qualifier	RL	MDL	Unit	D	Prepared	Analyzed	Dil Fac
Fluorene	0.0055	U	0.40	0.0055	mg/Kg	☼	10/04/18 06:31	10/05/18 03:39	1
Phenanthrene	0.0071	U	0.40	0.0071	mg/Kg	☼	10/04/18 06:31	10/05/18 03:39	1
Anthracene	0.0045	U	0.40	0.0045	mg/Kg	☼	10/04/18 06:31	10/05/18 03:39	1
Pyrene	0.010	U	0.40	0.010	mg/Kg	☼	10/04/18 06:31	10/05/18 03:39	1
Benzo[a]anthracene	0.014	U	0.040	0.014	mg/Kg	☼	10/04/18 06:31	10/05/18 03:39	1
Chrysene	0.0068	U	0.40	0.0068	mg/Kg	☼	10/04/18 06:31	10/05/18 03:39	1
Benzo[b]fluoranthene	0.010	U	0.040	0.010	mg/Kg	☼	10/04/18 06:31	10/05/18 03:39	1
Benzo[a]pyrene	0.011	U	0.040	0.011	mg/Kg	☼	10/04/18 06:31	10/05/18 03:39	1
Benzo[g,h,i]perylene	0.012	U	0.40	0.012	mg/Kg	☼	10/04/18 06:31	10/05/18 03:39	1

Surrogate	%Recovery	Qualifier	Limits	Prepared	Analyzed	Dil Fac
Nitrobenzene-d5	78		37 - 94	10/04/18 06:31	10/05/18 03:39	1
Terphenyl-d14	72		24 - 109	10/04/18 06:31	10/05/18 03:39	1
2-Fluorobiphenyl	72		38 - 95	10/04/18 06:31	10/05/18 03:39	1

## General Chemistry

Analyte	Result	Qualifier	RL	MDL	Unit	D	Prepared	Analyzed	Dil Fac
<b>Percent Moisture</b>	<b>17.7</b>		1.0	1.0	%			10/05/18 04:14	1

TestAmerica Edison

# Client Sample Results

Client: RT Environmental Services, Inc.  
Project/Site: Collins St. Act 2

TestAmerica Job ID: 460-165942-1

**Client Sample ID: SB-305-6**

**Date Collected: 10/02/18 11:45**

**Date Received: 10/02/18 14:15**

**Lab Sample ID: 460-165942-12**

**Matrix: Solid**

**Percent Solids: 82.3**

## General Chemistry (Continued)

Analyte	Result	Qualifier	RL	MDL	Unit	D	Prepared	Analyzed	Dil Fac
Percent Solids	82.3		1.0	1.0	%			10/05/18 04:14	1

- 1
- 2
- 3
- 4
- 5
- 6
- 7
- 8
- 9
- 10
- 11

# Lab Chronicle

Client: RT Environmental Services, Inc.  
Project/Site: Collins St. Act 2

TestAmerica Job ID: 460-165942-1

**Client Sample ID: SB-300-3**

**Date Collected: 10/02/18 09:15**

**Date Received: 10/02/18 14:15**

**Lab Sample ID: 460-165942-1**

**Matrix: Solid**

Prep Type	Batch Type	Batch Method	Run	Dilution Factor	Batch Number	Prepared or Analyzed	Analyst	Lab
Total/NA	Analysis	Moisture		1	557574	10/05/18 04:14	APV	TAL EDI

**Client Sample ID: SB-300-3**

**Date Collected: 10/02/18 09:15**

**Date Received: 10/02/18 14:15**

**Lab Sample ID: 460-165942-1**

**Matrix: Solid**

**Percent Solids: 82.4**

Prep Type	Batch Type	Batch Method	Run	Dilution Factor	Batch Number	Prepared or Analyzed	Analyst	Lab
Total/NA	Prep	5035			557208	10/04/18 00:48	AVM	TAL EDI
Total/NA	Analysis	8260C		1	557233	10/04/18 11:07	DAS	TAL EDI
Total/NA	Prep	3546			557276	10/04/18 06:31	KMH	TAL EDI
Total/NA	Analysis	8270D		1	557478	10/05/18 01:13	MME	TAL EDI

**Client Sample ID: SB-300-7.5**

**Date Collected: 10/02/18 09:20**

**Date Received: 10/02/18 14:15**

**Lab Sample ID: 460-165942-2**

**Matrix: Solid**

Prep Type	Batch Type	Batch Method	Run	Dilution Factor	Batch Number	Prepared or Analyzed	Analyst	Lab
Total/NA	Analysis	Moisture		1	557574	10/05/18 04:14	APV	TAL EDI

**Client Sample ID: SB-300-7.5**

**Date Collected: 10/02/18 09:20**

**Date Received: 10/02/18 14:15**

**Lab Sample ID: 460-165942-2**

**Matrix: Solid**

**Percent Solids: 86.9**

Prep Type	Batch Type	Batch Method	Run	Dilution Factor	Batch Number	Prepared or Analyzed	Analyst	Lab
Total/NA	Prep	5035			557208	10/04/18 00:48	AVM	TAL EDI
Total/NA	Analysis	8260C		1	557233	10/04/18 11:31	DAS	TAL EDI
Total/NA	Prep	3546			557276	10/04/18 06:31	KMH	TAL EDI
Total/NA	Analysis	8270D		1	557478	10/05/18 01:37	MME	TAL EDI

**Client Sample ID: SB-301-1.5**

**Date Collected: 10/02/18 09:00**

**Date Received: 10/02/18 14:15**

**Lab Sample ID: 460-165942-3**

**Matrix: Solid**

Prep Type	Batch Type	Batch Method	Run	Dilution Factor	Batch Number	Prepared or Analyzed	Analyst	Lab
Total/NA	Analysis	Moisture		1	557574	10/05/18 04:14	APV	TAL EDI

**Client Sample ID: SB-301-1.5**

**Date Collected: 10/02/18 09:00**

**Date Received: 10/02/18 14:15**

**Lab Sample ID: 460-165942-3**

**Matrix: Solid**

**Percent Solids: 81.7**

Prep Type	Batch Type	Batch Method	Run	Dilution Factor	Batch Number	Prepared or Analyzed	Analyst	Lab
Total/NA	Prep	5035			557207	10/04/18 00:44	AVM	TAL EDI

TestAmerica Edison

# Lab Chronicle

Client: RT Environmental Services, Inc.  
Project/Site: Collins St. Act 2

TestAmerica Job ID: 460-165942-1

**Client Sample ID: SB-301-1.5**

**Lab Sample ID: 460-165942-3**

**Date Collected: 10/02/18 09:00**

**Matrix: Solid**

**Date Received: 10/02/18 14:15**

**Percent Solids: 81.7**

Prep Type	Batch Type	Batch Method	Run	Dilution Factor	Batch Number	Prepared or Analyzed	Analyst	Lab
Total/NA	Analysis	8260C		50	557808	10/06/18 03:30	AAT	TAL EDI
Total/NA	Prep	3546			557276	10/04/18 06:31	KMH	TAL EDI
Total/NA	Analysis	8270D		1	557478	10/05/18 04:28	MME	TAL EDI

**Client Sample ID: SB-301-5.5**

**Lab Sample ID: 460-165942-4**

**Date Collected: 10/02/18 09:05**

**Matrix: Solid**

**Date Received: 10/02/18 14:15**

Prep Type	Batch Type	Batch Method	Run	Dilution Factor	Batch Number	Prepared or Analyzed	Analyst	Lab
Total/NA	Analysis	Moisture		1	557574	10/05/18 04:14	APV	TAL EDI

**Client Sample ID: SB-301-5.5**

**Lab Sample ID: 460-165942-4**

**Date Collected: 10/02/18 09:05**

**Matrix: Solid**

**Date Received: 10/02/18 14:15**

**Percent Solids: 89.5**

Prep Type	Batch Type	Batch Method	Run	Dilution Factor	Batch Number	Prepared or Analyzed	Analyst	Lab
Total/NA	Prep	5035			557208	10/04/18 00:49	AVM	TAL EDI
Total/NA	Analysis	8260C		1	557233	10/04/18 12:45	DAS	TAL EDI
Total/NA	Prep	3546			557276	10/04/18 06:31	KMH	TAL EDI
Total/NA	Analysis	8270D		1	557478	10/05/18 02:01	MME	TAL EDI

**Client Sample ID: SB-302-4**

**Lab Sample ID: 460-165942-5**

**Date Collected: 10/02/18 09:50**

**Matrix: Solid**

**Date Received: 10/02/18 14:15**

Prep Type	Batch Type	Batch Method	Run	Dilution Factor	Batch Number	Prepared or Analyzed	Analyst	Lab
Total/NA	Analysis	Moisture		1	557574	10/05/18 04:14	APV	TAL EDI

**Client Sample ID: SB-302-4**

**Lab Sample ID: 460-165942-5**

**Date Collected: 10/02/18 09:50**

**Matrix: Solid**

**Date Received: 10/02/18 14:15**

**Percent Solids: 87.1**

Prep Type	Batch Type	Batch Method	Run	Dilution Factor	Batch Number	Prepared or Analyzed	Analyst	Lab
Total/NA	Prep	5035			557208	10/04/18 00:49	AVM	TAL EDI
Total/NA	Analysis	8260C		1	557233	10/04/18 13:10	DAS	TAL EDI
Total/NA	Prep	3546			557276	10/04/18 06:31	KMH	TAL EDI
Total/NA	Analysis	8270D		1	557478	10/05/18 04:04	MME	TAL EDI

# Lab Chronicle

Client: RT Environmental Services, Inc.  
Project/Site: Collins St. Act 2

TestAmerica Job ID: 460-165942-1

**Client Sample ID: SB-302-9**

**Date Collected: 10/02/18 09:55**

**Date Received: 10/02/18 14:15**

**Lab Sample ID: 460-165942-6**

**Matrix: Solid**

Prep Type	Batch Type	Batch Method	Run	Dilution Factor	Batch Number	Prepared or Analyzed	Analyst	Lab
Total/NA	Analysis	Moisture		1	557574	10/05/18 04:14	APV	TAL EDI

**Client Sample ID: SB-302-9**

**Date Collected: 10/02/18 09:55**

**Date Received: 10/02/18 14:15**

**Lab Sample ID: 460-165942-6**

**Matrix: Solid**

**Percent Solids: 95.4**

Prep Type	Batch Type	Batch Method	Run	Dilution Factor	Batch Number	Prepared or Analyzed	Analyst	Lab
Total/NA	Prep	5035			557208	10/04/18 00:49	AVM	TAL EDI
Total/NA	Analysis	8260C		1	557233	10/04/18 13:34	DAS	TAL EDI
Total/NA	Prep	3546			557276	10/04/18 06:31	KMH	TAL EDI
Total/NA	Analysis	8270D		1	557478	10/05/18 02:26	MME	TAL EDI

**Client Sample ID: SB-303-2.5**

**Date Collected: 10/02/18 10:35**

**Date Received: 10/02/18 14:15**

**Lab Sample ID: 460-165942-7**

**Matrix: Solid**

Prep Type	Batch Type	Batch Method	Run	Dilution Factor	Batch Number	Prepared or Analyzed	Analyst	Lab
Total/NA	Analysis	Moisture		1	557574	10/05/18 04:14	APV	TAL EDI

**Client Sample ID: SB-303-2.5**

**Date Collected: 10/02/18 10:35**

**Date Received: 10/02/18 14:15**

**Lab Sample ID: 460-165942-7**

**Matrix: Solid**

**Percent Solids: 77.8**

Prep Type	Batch Type	Batch Method	Run	Dilution Factor	Batch Number	Prepared or Analyzed	Analyst	Lab
Total/NA	Prep	5035			557208	10/04/18 00:50	AVM	TAL EDI
Total/NA	Analysis	8260C		1	557233	10/04/18 13:58	DAS	TAL EDI
Total/NA	Prep	3546			557276	10/04/18 06:31	KMH	TAL EDI
Total/NA	Analysis	8270D		1	557478	10/05/18 04:53	MME	TAL EDI

**Client Sample ID: SB-303-4.5**

**Date Collected: 10/02/18 10:40**

**Date Received: 10/02/18 14:15**

**Lab Sample ID: 460-165942-8**

**Matrix: Solid**

Prep Type	Batch Type	Batch Method	Run	Dilution Factor	Batch Number	Prepared or Analyzed	Analyst	Lab
Total/NA	Analysis	Moisture		1	557574	10/05/18 04:14	APV	TAL EDI

**Client Sample ID: SB-303-4.5**

**Date Collected: 10/02/18 10:40**

**Date Received: 10/02/18 14:15**

**Lab Sample ID: 460-165942-8**

**Matrix: Solid**

**Percent Solids: 85.0**

Prep Type	Batch Type	Batch Method	Run	Dilution Factor	Batch Number	Prepared or Analyzed	Analyst	Lab
Total/NA	Prep	5035			557208	10/04/18 00:50	AVM	TAL EDI

TestAmerica Edison



# Lab Chronicle

Client: RT Environmental Services, Inc.  
Project/Site: Collins St. Act 2

TestAmerica Job ID: 460-165942-1

**Client Sample ID: SB-303-4.5**

**Lab Sample ID: 460-165942-8**

**Date Collected: 10/02/18 10:40**

**Matrix: Solid**

**Date Received: 10/02/18 14:15**

**Percent Solids: 85.0**

Prep Type	Batch Type	Batch Method	Run	Dilution Factor	Batch Number	Prepared or Analyzed	Analyst	Lab
Total/NA	Analysis	8260C		1	557233	10/04/18 14:22	DAS	TAL EDI
Total/NA	Prep	3546			557812	10/05/18 18:35	GRB	TAL EDI
Total/NA	Analysis	8270D		1	557860	10/06/18 04:15	YAH	TAL EDI

**Client Sample ID: SB-304-2**

**Lab Sample ID: 460-165942-9**

**Date Collected: 10/02/18 10:15**

**Matrix: Solid**

**Date Received: 10/02/18 14:15**

Prep Type	Batch Type	Batch Method	Run	Dilution Factor	Batch Number	Prepared or Analyzed	Analyst	Lab
Total/NA	Analysis	Moisture		1	557574	10/05/18 04:14	APV	TAL EDI

**Client Sample ID: SB-304-2**

**Lab Sample ID: 460-165942-9**

**Date Collected: 10/02/18 10:15**

**Matrix: Solid**

**Date Received: 10/02/18 14:15**

**Percent Solids: 87.4**

Prep Type	Batch Type	Batch Method	Run	Dilution Factor	Batch Number	Prepared or Analyzed	Analyst	Lab
Total/NA	Prep	5035			557208	10/04/18 00:50	AVM	TAL EDI
Total/NA	Analysis	8260C		1	557233	10/04/18 14:46	DAS	TAL EDI
Total/NA	Prep	3546			557276	10/04/18 06:31	KMH	TAL EDI
Total/NA	Analysis	8270D		1	557478	10/05/18 05:17	MME	TAL EDI

**Client Sample ID: SB-304-4**

**Lab Sample ID: 460-165942-10**

**Date Collected: 10/02/18 10:20**

**Matrix: Solid**

**Date Received: 10/02/18 14:15**

Prep Type	Batch Type	Batch Method	Run	Dilution Factor	Batch Number	Prepared or Analyzed	Analyst	Lab
Total/NA	Analysis	Moisture		1	557574	10/05/18 04:14	APV	TAL EDI

**Client Sample ID: SB-304-4**

**Lab Sample ID: 460-165942-10**

**Date Collected: 10/02/18 10:20**

**Matrix: Solid**

**Date Received: 10/02/18 14:15**

**Percent Solids: 84.0**

Prep Type	Batch Type	Batch Method	Run	Dilution Factor	Batch Number	Prepared or Analyzed	Analyst	Lab
Total/NA	Prep	5035			557208	10/04/18 00:51	AVM	TAL EDI
Total/NA	Analysis	8260C		1	557233	10/04/18 15:11	DAS	TAL EDI
Total/NA	Prep	3546			557276	10/04/18 06:31	KMH	TAL EDI
Total/NA	Analysis	8270D		1	557478	10/05/18 03:15	MME	TAL EDI

# Lab Chronicle

Client: RT Environmental Services, Inc.  
Project/Site: Collins St. Act 2

TestAmerica Job ID: 460-165942-1

**Client Sample ID: SB-305-4**

**Lab Sample ID: 460-165942-11**

**Date Collected: 10/02/18 11:40**

**Matrix: Solid**

**Date Received: 10/02/18 14:15**

Prep Type	Batch Type	Batch Method	Run	Dilution Factor	Batch Number	Prepared or Analyzed	Analyst	Lab
Total/NA	Analysis	Moisture		1	557574	10/05/18 04:14	APV	TAL EDI

**Client Sample ID: SB-305-4**

**Lab Sample ID: 460-165942-11**

**Date Collected: 10/02/18 11:40**

**Matrix: Solid**

**Date Received: 10/02/18 14:15**

**Percent Solids: 83.5**

Prep Type	Batch Type	Batch Method	Run	Dilution Factor	Batch Number	Prepared or Analyzed	Analyst	Lab
Total/NA	Prep	5035			557208	10/04/18 00:51	AVM	TAL EDI
Total/NA	Analysis	8260C		1	557233	10/04/18 15:35	DAS	TAL EDI
Total/NA	Prep	3546			557276	10/04/18 06:31	KMH	TAL EDI
Total/NA	Analysis	8270D		1	558238	10/08/18 13:15	FAM	TAL EDI

**Client Sample ID: SB-305-6**

**Lab Sample ID: 460-165942-12**

**Date Collected: 10/02/18 11:45**

**Matrix: Solid**

**Date Received: 10/02/18 14:15**

Prep Type	Batch Type	Batch Method	Run	Dilution Factor	Batch Number	Prepared or Analyzed	Analyst	Lab
Total/NA	Analysis	Moisture		1	557574	10/05/18 04:14	APV	TAL EDI

**Client Sample ID: SB-305-6**

**Lab Sample ID: 460-165942-12**

**Date Collected: 10/02/18 11:45**

**Matrix: Solid**

**Date Received: 10/02/18 14:15**

**Percent Solids: 82.3**

Prep Type	Batch Type	Batch Method	Run	Dilution Factor	Batch Number	Prepared or Analyzed	Analyst	Lab
Total/NA	Prep	5035			557208	10/04/18 00:51	AVM	TAL EDI
Total/NA	Analysis	8260C		1	557233	10/04/18 15:59	DAS	TAL EDI
Total/NA	Prep	3546			557276	10/04/18 06:31	KMH	TAL EDI
Total/NA	Analysis	8270D		1	557478	10/05/18 03:39	MME	TAL EDI

**Laboratory References:**

TAL EDI = TestAmerica Edison, 777 New Durham Road, Edison, NJ 08817, TEL (732)549-3900

# Accreditation/Certification Summary

Client: RT Environmental Services, Inc.  
Project/Site: Collins St. Act 2

TestAmerica Job ID: 460-165942-1

## Laboratory: TestAmerica Edison

All accreditations/certifications held by this laboratory are listed. Not all accreditations/certifications are applicable to this report.

Authority	Program	EPA Region	Identification Number	Expiration Date
Connecticut	State Program	1	PH-0200	09-30-20
DE Haz. Subst. Cleanup Act (HSCA)	State Program	3	N/A	12-31-18
New Jersey	NELAP	2	12028	06-30-19
New York	NELAP	2	11452	04-01-19
Pennsylvania	NELAP	3	68-00522	02-28-19
Rhode Island	State Program	1	LAO00132	12-30-18
USDA	Federal		NJCA-003-08	06-13-20

# Method Summary

Client: RT Environmental Services, Inc.  
Project/Site: Collins St. Act 2

TestAmerica Job ID: 460-165942-1

Method	Method Description	Protocol	Laboratory
8260C	Volatile Organic Compounds by GC/MS	SW846	TAL EDI
8270D	Semivolatile Organic Compounds (GC/MS)	SW846	TAL EDI
Moisture	Percent Moisture	EPA	TAL EDI
3546	Microwave Extraction	SW846	TAL EDI
5035	Closed System Purge and Trap	SW846	TAL EDI

**Protocol References:**

EPA = US Environmental Protection Agency

SW846 = "Test Methods For Evaluating Solid Waste, Physical/Chemical Methods", Third Edition, November 1986 And Its Updates.

**Laboratory References:**

TAL EDI = TestAmerica Edison, 777 New Durham Road, Edison, NJ 08817, TEL (732)549-3900



# Sample Summary

Client: RT Environmental Services, Inc.  
Project/Site: Collins St. Act 2

TestAmerica Job ID: 460-165942-1

Lab Sample ID	Client Sample ID	Matrix	Collected	Received
460-165942-1	SB-300-3	Solid	10/02/18 09:15	10/02/18 14:15
460-165942-2	SB-300-7.5	Solid	10/02/18 09:20	10/02/18 14:15
460-165942-3	SB-301-1.5	Solid	10/02/18 09:00	10/02/18 14:15
460-165942-4	SB-301-5.5	Solid	10/02/18 09:05	10/02/18 14:15
460-165942-5	SB-302-4	Solid	10/02/18 09:50	10/02/18 14:15
460-165942-6	SB-302-9	Solid	10/02/18 09:55	10/02/18 14:15
460-165942-7	SB-303-2.5	Solid	10/02/18 10:35	10/02/18 14:15
460-165942-8	SB-303-4.5	Solid	10/02/18 10:40	10/02/18 14:15
460-165942-9	SB-304-2	Solid	10/02/18 10:15	10/02/18 14:15
460-165942-10	SB-304-4	Solid	10/02/18 10:20	10/02/18 14:15
460-165942-11	SB-305-4	Solid	10/02/18 11:40	10/02/18 14:15
460-165942-12	SB-305-6	Solid	10/02/18 11:45	10/02/18 14:15

# TestAmerica

THE LEADER IN ENVIRONMENTAL TESTING

## CHAIN OF CUSTODY / ANALYSIS REQUEST

777 New Durham Road  
Edison, New Jersey 08817  
Phone: (732) 549-3900 Fax: (732) 549-3679  
REC. ON 10/12/18  
9:50 AM KOP-1  
TUE 10/2/18  
Page 1 of 2

Name (for report and invoice) RT Environmental  
Company RT Environmental  
Address RT Environmental  
City KOP State PA  
Phone \_\_\_\_\_ Fax \_\_\_\_\_

Samplers Name (Printed) V. Jones Long  
P.O.# 2043-20-02  
Analysis Turnaround Time Standard  
Rush Charges Authorized For:  
2 Week   
1 Week   
Other

Site/Project Identification Colums St. Act 2  
State (Location of site): NJ  NY  Other: PA  
Regulatory Program: \_\_\_\_\_  
DKQP:

LAB USE ONLY  
Project No: \_\_\_\_\_  
Job#: 165942  
Sample Numbers \_\_\_\_\_

Sample Identification	Date	Time	Matrix	No. of Cont.	ANALYSIS REQUESTED (ENTER X BELOW TO INDICATE REQUEST)
SB-300-3	10/2/18	9:15	Soil	S	X
SB-300-7.5		9:20			X
SB-301-1.5		9:00			X
SB-301-5.5		9:05			X
SB-302-4		9:50			X
SB-302-9		9:55			X
SB-302-2.5		10:35			X
SB-303-4.5		10:40			X
SB-304-2		10:15			X
SB-304-4		10:20			X

Preservation Used: 6 = ICE, 2 = HCl, 3 = H<sub>2</sub>SO<sub>4</sub>, 4 = HNO<sub>3</sub>, 5 = NaOH  
6 = Other WROTT, 0 = Other D  
Soil: 16.7 16.7  
Water: \_\_\_\_\_



### Special Instructions

Water Metals Filtered (Yes/No)? \_\_\_\_\_

Relinquished by	Company	Date / Time	Received by	Company
<u>[Signature]</u>	<u>RT Env</u>	<u>10/2/18 14:15</u>	<u>[Signature]</u>	<u>TA-KOP</u>
<u>[Signature]</u>	<u>TA/KOP</u>	<u>10/3/18 10:00</u>	<u>[Signature]</u>	<u>TA-KOP</u>
<u>[Signature]</u>	<u>Company</u>	<u>10/3/18 8:30</u>	<u>[Signature]</u>	<u>Company</u>
<u>[Signature]</u>	<u>Company</u>	<u>_____</u>	<u>[Signature]</u>	<u>Company</u>

Laboratory Certifications: New Jersey (12028), New York (11452), Pennsylvania (68-522), Connecticut (PH-0200), Rhode Island (132).  
Massachusetts (M-NJ312), North Carolina (No. 578)  
TAL - 0016 (0715)

# TestAmerica

THE LEADER IN ENVIRONMENTAL TESTING

## CHAIN OF CUSTODY / ANALYSIS REQUEST

777 New Durham Road  
Edison, New Jersey 08817  
Phone: (732) 549-3900 Fax: (732) 549-3679

REC. ON ICE  
STK 1012118

g.s. KOP-1

Page 2 of 2

Name (for report and invoice) J. Jankowski - Jones Cong, W. Virginia Company RT Environmental

Samplers Name (Printed) V. Jones Cong P.O. # 2043-20-02

Address RT Environmental State PA City KOP

Phone KOP Fax PA

Analysis Turnaround Time  Standard  
Rush Charges Authorized For:  
2 Week   
1 Week   
Other

ANALYSIS REQUESTED (ENTER 'X' BELOW TO INDICATE REQUEST)

Sample Identification	Date	Time	Matrix	No. of Cont.	DEP	26	VOCs
SB-305-4	10/21/18	1140	Soil	5	X	X	X
SB-305-6	11/18	1145	Soil	5	X	X	X

Preservation Used: 0 = ICE, 2 = HCl, 3 = H<sub>2</sub>SO<sub>4</sub>, 4 = HNO<sub>3</sub>, 5 = NaOH  
 Other DI  Other Meth

Soil: 167167  
Water: 167167

### Special Instructions

Water Metals Filtered (Yes/No)?

Relinquished by	Company	Date / Time	Received by	Company
<u>[Signature]</u>	RTG	10/21/18 10:15	1) <u>[Signature]</u>	TH - KOP
<u>[Signature]</u>	TH KOP	10-3-18 1800	2) <u>[Signature]</u>	TH KOP
<u>[Signature]</u>	TH KOP	10-3-18 2130	3) <u>[Signature]</u>	TH KOP
<u>[Signature]</u>	TH KOP	10-3-18 2130	4) <u>[Signature]</u>	TH KOP

Laboratory Certifications: New Jersey (12028), New York (11452), Pennsylvania (68-522), Connecticut (PH-0200), Rhode Island (132), Massachusetts (M-NJ312), North Carolina (No. 578)

TAL-0016 (07/15)

TestAmerica Edison  
Receipt Temperature and pH Log

Job Number: 1165942

Number of Coolers:	IR Gun #		Cooler Temperatures																										
	KRP1		Cooler #1: 95 °C			Cooler #2: 95 °C			Cooler #3: °C			Cooler #4: °C			Cooler #5: °C			Cooler #6: °C			Cooler #7: °C			Cooler #8: °C			Cooler #9: °C		

TALS Sample Number	Ammonia (pH<2)	COD (pH<2)	Nitrate Nitrite (pH<2)	Metals* (pH<2)	Hardness (pH<2)	Pest (pH 5-9)	EPH or QAM (pH<2)	Phenols (pH<2)	Sulfide (pH>9)	TKN (pH<2)	TOC (pH<2)	Total Cyanide (pH>12)	Total Phos (pH<2)	Other	Other

If pH adjustments are required record the information below:

Sample No(s), adjusted: \_\_\_\_\_  
 Preservative Name/Conc.: \_\_\_\_\_  
 Lot # of Preservative(s): \_\_\_\_\_  
 Volume of Preservative used (ml): \_\_\_\_\_

The appropriate Project Manager and Department Manager should be notified about the samples which were pH adjusted.  
 \*Samples for Metal analysis which are out of compliance must be acidified at least 24 hours prior to analysis.

EDS-WI-038, Rev 4, 06/09/2014  
 Initials: JG  
 Date: 10/3



## Login Sample Receipt Checklist

Client: RT Environmental Services, Inc.

Job Number: 460-165942-1

**Login Number: 165942**

**List Number: 1**

**Creator: Gilmore, Julie L**

**List Source: TestAmerica Edison**

Question	Answer	Comment
Radioactivity wasn't checked or is <math>\leq</math> background as measured by a survey meter.	N/A	
The cooler's custody seal, if present, is intact.	N/A	
Sample custody seals, if present, are intact.	N/A	
The cooler or samples do not appear to have been compromised or tampered with.	True	
Samples were received on ice.	True	
Cooler Temperature is acceptable.	True	IR KOP#1 9.5
Cooler Temperature is recorded.	True	
COC is present.	True	
COC is filled out in ink and legible.	True	
COC is filled out with all pertinent information.	True	
Is the Field Sampler's name present on COC?	True	
There are no discrepancies between the containers received and the COC.	True	
Samples are received within Holding Time (excluding tests with immediate HTs)	True	
Sample containers have legible labels.	True	
Containers are not broken or leaking.	True	
Sample collection date/times are provided.	True	
Appropriate sample containers are used.	True	
Sample bottles are completely filled.	True	
Sample Preservation Verified.	True	
There is sufficient vol. for all requested analyses, incl. any requested MS/MSDs	True	
Containers requiring zero headspace have no headspace or bubble is <math><6\text{mm}</math> (1/4").	N/A	
Multiphasic samples are not present.	True	
Samples do not require splitting or compositing.	True	
Residual Chlorine Checked.	N/A	



**ANALYTICAL REPORTS (SOIL/GAS)**

# TestAmerica

THE LEADER IN ENVIRONMENTAL TESTING

## ANALYTICAL REPORT

TestAmerica Laboratories, Inc.

TestAmerica Burlington

30 Community Drive

Suite 11

South Burlington, VT 05403

Tel: (802)660-1990

TestAmerica Job ID: 200-45699-1

Client Project/Site: Collins Street Act 2

For:

RT Environmental Services, Inc.

215 West Church Road

Suite 300

King of Prussia, Pennsylvania 19406

Attn: John Lydzinski



Authorized for release by:

10/29/2018 2:53:21 PM

Jill Miller, Project Manager II

(484)685-0871

[jill.miller@testamericainc.com](mailto:jill.miller@testamericainc.com)

### LINKS

Review your project  
results through

TotalAccess

Have a Question?



Visit us at:

[www.testamericainc.com](http://www.testamericainc.com)

*The test results in this report meet all 2003 NELAC and 2009 TNI requirements for accredited parameters, exceptions are noted in this report. This report may not be reproduced except in full, and with written approval from the laboratory. For questions please contact the Project Manager at the e-mail address or telephone number listed on this page.*

*This report has been electronically signed and authorized by the signatory. Electronic signature is intended to be the legally binding equivalent of a traditionally handwritten signature.*

*Results relate only to the items tested and the sample(s) as received by the laboratory.*

1

2

3

4

5

6

7

8

9

10

11



# Table of Contents

Cover Page . . . . .	1
Table of Contents . . . . .	2
Definitions/Glossary . . . . .	3
Case Narrative . . . . .	4
Client Sample Results . . . . .	5
Lab Chronicle . . . . .	15
Certification Summary . . . . .	16
Method Summary . . . . .	17
Sample Summary . . . . .	18
Chain of Custody . . . . .	19
Receipt Checklists . . . . .	21

# Definitions/Glossary

Client: RT Environmental Services, Inc.  
Project/Site: Collins Street Act 2

TestAmerica Job ID: 200-45699-1

## Qualifiers

### Air - GC/MS VOA

Qualifier	Qualifier Description
U	Indicates the analyte was analyzed for but not detected.
D	Sample results are obtained from a dilution; the surrogate or matrix spike recoveries reported are calculated from diluted samples.

## Glossary

Abbreviation	These commonly used abbreviations may or may not be present in this report.
▫	Listed under the "D" column to designate that the result is reported on a dry weight basis
%R	Percent Recovery
CFL	Contains Free Liquid
CNF	Contains No Free Liquid
DER	Duplicate Error Ratio (normalized absolute difference)
Dil Fac	Dilution Factor
DL	Detection Limit (DoD/DOE)
DL, RA, RE, IN	Indicates a Dilution, Re-analysis, Re-extraction, or additional Initial metals/anion analysis of the sample
DLC	Decision Level Concentration (Radiochemistry)
EDL	Estimated Detection Limit (Dioxin)
LOD	Limit of Detection (DoD/DOE)
LOQ	Limit of Quantitation (DoD/DOE)
MDA	Minimum Detectable Activity (Radiochemistry)
MDC	Minimum Detectable Concentration (Radiochemistry)
MDL	Method Detection Limit
ML	Minimum Level (Dioxin)
NC	Not Calculated
ND	Not Detected at the reporting limit (or MDL or EDL if shown)
PQL	Practical Quantitation Limit
QC	Quality Control
RER	Relative Error Ratio (Radiochemistry)
RL	Reporting Limit or Requested Limit (Radiochemistry)
RPD	Relative Percent Difference, a measure of the relative difference between two points
TEF	Toxicity Equivalent Factor (Dioxin)
TEQ	Toxicity Equivalent Quotient (Dioxin)

# Case Narrative

Client: RT Environmental Services, Inc.  
Project/Site: Collins Street Act 2

TestAmerica Job ID: 200-45699-1

**Job ID: 200-45699-1**

**Laboratory: TestAmerica Burlington**

**Narrative**

## CASE NARRATIVE

**Client: RT Environmental Services, Inc.**

**Project: Collins Street Act 2**

**Report Number: 200-45699-1**

The samples in this sample set were analyzed by the EPA Compendium Method TO-15 for specific volatile organic constituents. Unless otherwise noted below, the analytical work followed the requirements outlined in the New Jersey DEP guidelines.

The practice of the laboratory is to analyze one canister from each batch of canisters that have been cleaned for re-use in order to certify the batch. The canisters that were used for this sampling event were from multiple batches. The certifying analyses were free of target analytes down to the concentration levels that are contractually required (nominally 0.2 PPBV). In order to provide for the lower level of detection required for canister certification, the laboratory analyzed a 500 milliliter volume. The laboratory's established practice for the analysis of field samples is based on the analysis of a 200 milliliter sample volume. Documentation of the analytical work supporting canister certification is included in the "Clean Can Certification" section of this submittal. Documentation of canister vacuum as delivered to, and received from, the field is included in the "Clean Can Certification" section of this submittal.

Manual integration was employed in deriving certain of the analytical results. The values that have been derived from manual integration are qualified on the quantitation reports, and extracted ion current profiles are included in the data package.

The following details the column type and trap design that were used in the performance of the analytical work for the sample in this sample set:

Chromatography Column - Restek RTX-624  
Length - 60 meters  
Inner Diameter - 0.32 millimeters  
Film thickness - 1.8 micrometers  
Trap Design - Entech Model 7100A (glass bead and Tenax with cryo-focusing)

A summary of the laboratory's current Method Detection Limits (MDLs) has been provided as part of this submittal, immediately following this transmittal letter.

### **RECEIPT**

The samples were received on 10/12/2018; the samples arrived in good condition, properly preserved and on ice. The temperature of the coolers at receipt was C.

### **VOLATILE ORGANIC COMPOUNDS**

Samples SV-2 (200-45699-1), SV-1 (200-45699-2) and SV-3 (200-45699-3) were analyzed for Volatile Organic Compounds in accordance with EPA Method TO-15. The samples were analyzed on 10/17/2018.

Samples SV-2 (200-45699-1)[10X], SV-1 (200-45699-2)[10X], SV-3 (200-45699-3)[10X] and SV-3 (200-45699-3)[49.7X] required dilution prior to analysis. The reporting limits have been adjusted accordingly.

No analytical or quality issues were noted, other than those described above or in the Definitions/Glossary page.

# Client Sample Results

Client: RT Environmental Services, Inc.  
Project/Site: Collins Street Act 2

TestAmerica Job ID: 200-45699-1

**Client Sample ID: SV-2**

**Date Collected: 10/11/18 10:16**

**Date Received: 10/12/18 10:35**

**Sample Container: Summa Canister 1L**

**Lab Sample ID: 200-45699-1**

**Matrix: Air**

## Method: TO-15 - Volatile Organic Compounds in Ambient Air

Analyte	Result	Qualifier	RL	MDL	Unit	D	Prepared	Analyzed	Dil Fac
Dichlorodifluoromethane	5.0	U	5.0		ppb v/v			10/17/18 05:16	10
Freon 22	5.0	U	5.0		ppb v/v			10/17/18 05:16	10
1,2-Dichlorotetrafluoroethane	2.0	U	2.0		ppb v/v			10/17/18 05:16	10
Chloromethane	5.0	U	5.0		ppb v/v			10/17/18 05:16	10
<b>n-Butane</b>	<b>10</b>		5.0		ppb v/v			10/17/18 05:16	10
Vinyl chloride	2.0	U	2.0		ppb v/v			10/17/18 05:16	10
1,3-Butadiene	2.0	U	2.0		ppb v/v			10/17/18 05:16	10
Bromomethane	2.0	U	2.0		ppb v/v			10/17/18 05:16	10
Chloroethane	5.0	U	5.0		ppb v/v			10/17/18 05:16	10
Bromoethene(Vinyl Bromide)	2.0	U	2.0		ppb v/v			10/17/18 05:16	10
Trichlorofluoromethane	2.0	U	2.0		ppb v/v			10/17/18 05:16	10
Freon TF	2.0	U	2.0		ppb v/v			10/17/18 05:16	10
1,1-Dichloroethene	2.0	U	2.0		ppb v/v			10/17/18 05:16	10
Acetone	50	U	50		ppb v/v			10/17/18 05:16	10
Isopropyl alcohol	50	U	50		ppb v/v			10/17/18 05:16	10
Carbon disulfide	5.0	U	5.0		ppb v/v			10/17/18 05:16	10
3-Chloropropene	5.0	U	5.0		ppb v/v			10/17/18 05:16	10
Methylene Chloride	5.0	U	5.0		ppb v/v			10/17/18 05:16	10
tert-Butyl alcohol	50	U	50		ppb v/v			10/17/18 05:16	10
Methyl tert-butyl ether	2.0	U	2.0		ppb v/v			10/17/18 05:16	10
trans-1,2-Dichloroethene	2.0	U	2.0		ppb v/v			10/17/18 05:16	10
<b>n-Hexane</b>	<b>4.7</b>		2.0		ppb v/v			10/17/18 05:16	10
1,1-Dichloroethane	2.0	U	2.0		ppb v/v			10/17/18 05:16	10
Methyl Ethyl Ketone	5.0	U	5.0		ppb v/v			10/17/18 05:16	10
cis-1,2-Dichloroethene	2.0	U	2.0		ppb v/v			10/17/18 05:16	10
1,2-Dichloroethene, Total	4.0	U	4.0		ppb v/v			10/17/18 05:16	10
Chloroform	2.0	U	2.0		ppb v/v			10/17/18 05:16	10
Tetrahydrofuran	50	U	50		ppb v/v			10/17/18 05:16	10
<b>1,1,1-Trichloroethane</b>	<b>12</b>		2.0		ppb v/v			10/17/18 05:16	10
Cyclohexane	2.0	U	2.0		ppb v/v			10/17/18 05:16	10
Carbon tetrachloride	2.0	U	2.0		ppb v/v			10/17/18 05:16	10
2,2,4-Trimethylpentane	2.0	U	2.0		ppb v/v			10/17/18 05:16	10
Benzene	2.0	U	2.0		ppb v/v			10/17/18 05:16	10
1,2-Dichloroethane	2.0	U	2.0		ppb v/v			10/17/18 05:16	10
n-Heptane	2.0	U	2.0		ppb v/v			10/17/18 05:16	10
<b>Trichloroethene</b>	<b>49</b>		2.0		ppb v/v			10/17/18 05:16	10
Methyl methacrylate	5.0	U	5.0		ppb v/v			10/17/18 05:16	10
1,2-Dichloropropane	2.0	U	2.0		ppb v/v			10/17/18 05:16	10
1,4-Dioxane	50	U	50		ppb v/v			10/17/18 05:16	10
Bromodichloromethane	2.0	U	2.0		ppb v/v			10/17/18 05:16	10
cis-1,3-Dichloropropene	2.0	U	2.0		ppb v/v			10/17/18 05:16	10
methyl isobutyl ketone	5.0	U	5.0		ppb v/v			10/17/18 05:16	10
<b>Toluene</b>	<b>5.9</b>		2.0		ppb v/v			10/17/18 05:16	10
trans-1,3-Dichloropropene	2.0	U	2.0		ppb v/v			10/17/18 05:16	10
1,1,2-Trichloroethane	2.0	U	2.0		ppb v/v			10/17/18 05:16	10
<b>Tetrachloroethene</b>	<b>140</b>		2.0		ppb v/v			10/17/18 05:16	10
Methyl Butyl Ketone (2-Hexanone)	5.0	U	5.0		ppb v/v			10/17/18 05:16	10
Dibromochloromethane	2.0	U	2.0		ppb v/v			10/17/18 05:16	10

TestAmerica Burlington

# Client Sample Results

Client: RT Environmental Services, Inc.  
Project/Site: Collins Street Act 2

TestAmerica Job ID: 200-45699-1

**Client Sample ID: SV-2**

**Lab Sample ID: 200-45699-1**

**Date Collected: 10/11/18 10:16**

**Matrix: Air**

**Date Received: 10/12/18 10:35**

**Sample Container: Summa Canister 1L**

**Method: TO-15 - Volatile Organic Compounds in Ambient Air (Continued)**

Analyte	Result	Qualifier	RL	MDL	Unit	D	Prepared	Analyzed	Dil Fac
1,2-Dibromoethane	2.0	U	2.0		ppb v/v			10/17/18 05:16	10
Chlorobenzene	2.0	U	2.0		ppb v/v			10/17/18 05:16	10
Ethylbenzene	2.0	U	2.0		ppb v/v			10/17/18 05:16	10
m,p-Xylene	5.0	U	5.0		ppb v/v			10/17/18 05:16	10
Xylene, o-	2.0	U	2.0		ppb v/v			10/17/18 05:16	10
Xylene (total)	7.0	U	7.0		ppb v/v			10/17/18 05:16	10
Styrene	2.0	U	2.0		ppb v/v			10/17/18 05:16	10
Bromoform	2.0	U	2.0		ppb v/v			10/17/18 05:16	10
Cumene	2.0	U	2.0		ppb v/v			10/17/18 05:16	10
1,1,2,2-Tetrachloroethane	2.0	U	2.0		ppb v/v			10/17/18 05:16	10
n-Propylbenzene	2.0	U	2.0		ppb v/v			10/17/18 05:16	10
4-Ethyltoluene	2.0	U	2.0		ppb v/v			10/17/18 05:16	10
1,3,5-Trimethylbenzene	2.0	U	2.0		ppb v/v			10/17/18 05:16	10
2-Chlorotoluene	2.0	U	2.0		ppb v/v			10/17/18 05:16	10
tert-Butylbenzene	2.0	U	2.0		ppb v/v			10/17/18 05:16	10
1,2,4-Trimethylbenzene	2.0	U	2.0		ppb v/v			10/17/18 05:16	10
sec-Butylbenzene	2.0	U	2.0		ppb v/v			10/17/18 05:16	10
4-Isopropyltoluene	2.0	U	2.0		ppb v/v			10/17/18 05:16	10
1,3-Dichlorobenzene	2.0	U	2.0		ppb v/v			10/17/18 05:16	10
1,4-Dichlorobenzene	2.0	U	2.0		ppb v/v			10/17/18 05:16	10
Benzyl chloride	2.0	U	2.0		ppb v/v			10/17/18 05:16	10
n-Butylbenzene	2.0	U	2.0		ppb v/v			10/17/18 05:16	10
1,2-Dichlorobenzene	2.0	U	2.0		ppb v/v			10/17/18 05:16	10
1,2,4-Trichlorobenzene	5.0	U	5.0		ppb v/v			10/17/18 05:16	10
Hexachlorobutadiene	2.0	U	2.0		ppb v/v			10/17/18 05:16	10
Naphthalene	5.0	U	5.0		ppb v/v			10/17/18 05:16	10
Analyte	Result	Qualifier	RL	MDL	Unit	D	Prepared	Analyzed	Dil Fac
Dichlorodifluoromethane	25	U	25		ug/m3			10/17/18 05:16	10
Freon 22	18	U	18		ug/m3			10/17/18 05:16	10
1,2-Dichlorotetrafluoroethane	14	U	14		ug/m3			10/17/18 05:16	10
Chloromethane	10	U	10		ug/m3			10/17/18 05:16	10
<b>n-Butane</b>	<b>25</b>		12		ug/m3			10/17/18 05:16	10
Vinyl chloride	5	U	5		ug/m3			10/17/18 05:16	10
1,3-Butadiene	4	U	4		ug/m3			10/17/18 05:16	10
Bromomethane	8	U	8		ug/m3			10/17/18 05:16	10
Chloroethane	13	U	13		ug/m3			10/17/18 05:16	10
Bromoethene(Vinyl Bromide)	9	U	9		ug/m3			10/17/18 05:16	10
Trichlorofluoromethane	11	U	11		ug/m3			10/17/18 05:16	10
Freon TF	15	U	15		ug/m3			10/17/18 05:16	10
1,1-Dichloroethene	8	U	8		ug/m3			10/17/18 05:16	10
Acetone	120	U	120		ug/m3			10/17/18 05:16	10
Isopropyl alcohol	120	U	120		ug/m3			10/17/18 05:16	10
Carbon disulfide	16	U	16		ug/m3			10/17/18 05:16	10
3-Chloropropene	16	U	16		ug/m3			10/17/18 05:16	10
Methylene Chloride	17	U	17		ug/m3			10/17/18 05:16	10
tert-Butyl alcohol	150	U	150		ug/m3			10/17/18 05:16	10
Methyl tert-butyl ether	7	U	7		ug/m3			10/17/18 05:16	10
trans-1,2-Dichloroethene	8	U	8		ug/m3			10/17/18 05:16	10

TestAmerica Burlington



# Client Sample Results

Client: RT Environmental Services, Inc.  
Project/Site: Collins Street Act 2

TestAmerica Job ID: 200-45699-1

**Client Sample ID: SV-2**

**Lab Sample ID: 200-45699-1**

**Date Collected: 10/11/18 10:16**

**Matrix: Air**

**Date Received: 10/12/18 10:35**

**Sample Container: Summa Canister 1L**

**Method: TO-15 - Volatile Organic Compounds in Ambient Air (Continued)**

Analyte	Result	Qualifier	RL	MDL	Unit	D	Prepared	Analyzed	Dil Fac
<b>n-Hexane</b>	<b>17</b>		7		ug/m3			10/17/18 05:16	10
1,1-Dichloroethane	8	U	8		ug/m3			10/17/18 05:16	10
Methyl Ethyl Ketone	15	U	15		ug/m3			10/17/18 05:16	10
cis-1,2-Dichloroethene	8	U	8		ug/m3			10/17/18 05:16	10
1,2-Dichloroethene, Total	16	U	16		ug/m3			10/17/18 05:16	10
Chloroform	10	U	10		ug/m3			10/17/18 05:16	10
Tetrahydrofuran	150	U	150		ug/m3			10/17/18 05:16	10
<b>1,1,1-Trichloroethane</b>	<b>66</b>		11		ug/m3			10/17/18 05:16	10
Cyclohexane	7	U	7		ug/m3			10/17/18 05:16	10
Carbon tetrachloride	13	U	13		ug/m3			10/17/18 05:16	10
2,2,4-Trimethylpentane	9	U	9		ug/m3			10/17/18 05:16	10
Benzene	6	U	6		ug/m3			10/17/18 05:16	10
1,2-Dichloroethane	8	U	8		ug/m3			10/17/18 05:16	10
n-Heptane	8	U	8		ug/m3			10/17/18 05:16	10
<b>Trichloroethene</b>	<b>260</b>		11		ug/m3			10/17/18 05:16	10
Methyl methacrylate	20	U	20		ug/m3			10/17/18 05:16	10
1,2-Dichloropropane	9	U	9		ug/m3			10/17/18 05:16	10
1,4-Dioxane	180	U	180		ug/m3			10/17/18 05:16	10
Bromodichloromethane	13	U	13		ug/m3			10/17/18 05:16	10
cis-1,3-Dichloropropene	9	U	9		ug/m3			10/17/18 05:16	10
methyl isobutyl ketone	20	U	20		ug/m3			10/17/18 05:16	10
<b>Toluene</b>	<b>22</b>		8		ug/m3			10/17/18 05:16	10
trans-1,3-Dichloropropene	9	U	9		ug/m3			10/17/18 05:16	10
1,1,2-Trichloroethane	11	U	11		ug/m3			10/17/18 05:16	10
<b>Tetrachloroethene</b>	<b>970</b>		14		ug/m3			10/17/18 05:16	10
Methyl Butyl Ketone (2-Hexanone)	20	U	20		ug/m3			10/17/18 05:16	10
Dibromochloromethane	17	U	17		ug/m3			10/17/18 05:16	10
1,2-Dibromoethane	15	U	15		ug/m3			10/17/18 05:16	10
Chlorobenzene	9	U	9		ug/m3			10/17/18 05:16	10
Ethylbenzene	9	U	9		ug/m3			10/17/18 05:16	10
m,p-Xylene	22	U	22		ug/m3			10/17/18 05:16	10
Xylene, o-	9	U	9		ug/m3			10/17/18 05:16	10
Xylene (total)	30	U	30		ug/m3			10/17/18 05:16	10
Styrene	9	U	9		ug/m3			10/17/18 05:16	10
Bromoform	21	U	21		ug/m3			10/17/18 05:16	10
Cumene	10	U	10		ug/m3			10/17/18 05:16	10
1,1,2,2-Tetrachloroethane	14	U	14		ug/m3			10/17/18 05:16	10
n-Propylbenzene	10	U	10		ug/m3			10/17/18 05:16	10
4-Ethyltoluene	10	U	10		ug/m3			10/17/18 05:16	10
1,3,5-Trimethylbenzene	10	U	10		ug/m3			10/17/18 05:16	10
2-Chlorotoluene	10	U	10		ug/m3			10/17/18 05:16	10
tert-Butylbenzene	11	U	11		ug/m3			10/17/18 05:16	10
1,2,4-Trimethylbenzene	10	U	10		ug/m3			10/17/18 05:16	10
sec-Butylbenzene	11	U	11		ug/m3			10/17/18 05:16	10
4-Isopropyltoluene	11	U	11		ug/m3			10/17/18 05:16	10
1,3-Dichlorobenzene	12	U	12		ug/m3			10/17/18 05:16	10
1,4-Dichlorobenzene	12	U	12		ug/m3			10/17/18 05:16	10
Benzyl chloride	10	U	10		ug/m3			10/17/18 05:16	10

TestAmerica Burlington

# Client Sample Results

Client: RT Environmental Services, Inc.  
Project/Site: Collins Street Act 2

TestAmerica Job ID: 200-45699-1

## Client Sample ID: SV-2

Date Collected: 10/11/18 10:16

Date Received: 10/12/18 10:35

Sample Container: Summa Canister 1L

Lab Sample ID: 200-45699-1

Matrix: Air

### Method: TO-15 - Volatile Organic Compounds in Ambient Air (Continued)

Analyte	Result	Qualifier	RL	MDL	Unit	D	Prepared	Analyzed	Dil Fac
n-Butylbenzene	11	U	11		ug/m3			10/17/18 05:16	10
1,2-Dichlorobenzene	12	U	12		ug/m3			10/17/18 05:16	10
1,2,4-Trichlorobenzene	37	U	37		ug/m3			10/17/18 05:16	10
Hexachlorobutadiene	21	U	21		ug/m3			10/17/18 05:16	10
Naphthalene	26	U	26		ug/m3			10/17/18 05:16	10

## Client Sample ID: SV-1

Date Collected: 10/11/18 11:06

Date Received: 10/12/18 10:35

Sample Container: Summa Canister 1L

Lab Sample ID: 200-45699-2

Matrix: Air

### Method: TO-15 - Volatile Organic Compounds in Ambient Air

Analyte	Result	Qualifier	RL	MDL	Unit	D	Prepared	Analyzed	Dil Fac
Dichlorodifluoromethane	5.0	U	5.0		ppb v/v			10/17/18 06:08	10
Freon 22	5.0	U	5.0		ppb v/v			10/17/18 06:08	10
1,2-Dichlorotetrafluoroethane	2.0	U	2.0		ppb v/v			10/17/18 06:08	10
Chloromethane	5.0	U	5.0		ppb v/v			10/17/18 06:08	10
n-Butane	5.0	U	5.0		ppb v/v			10/17/18 06:08	10
Vinyl chloride	2.0	U	2.0		ppb v/v			10/17/18 06:08	10
1,3-Butadiene	2.0	U	2.0		ppb v/v			10/17/18 06:08	10
Bromomethane	2.0	U	2.0		ppb v/v			10/17/18 06:08	10
Chloroethane	5.0	U	5.0		ppb v/v			10/17/18 06:08	10
Bromoethene(Vinyl Bromide)	2.0	U	2.0		ppb v/v			10/17/18 06:08	10
Trichlorofluoromethane	2.0	U	2.0		ppb v/v			10/17/18 06:08	10
Freon TF	2.0	U	2.0		ppb v/v			10/17/18 06:08	10
1,1-Dichloroethene	2.0	U	2.0		ppb v/v			10/17/18 06:08	10
Acetone	50	U	50		ppb v/v			10/17/18 06:08	10
Isopropyl alcohol	50	U	50		ppb v/v			10/17/18 06:08	10
Carbon disulfide	5.0	U	5.0		ppb v/v			10/17/18 06:08	10
3-Chloropropene	5.0	U	5.0		ppb v/v			10/17/18 06:08	10
Methylene Chloride	5.0	U	5.0		ppb v/v			10/17/18 06:08	10
tert-Butyl alcohol	50	U	50		ppb v/v			10/17/18 06:08	10
Methyl tert-butyl ether	2.0	U	2.0		ppb v/v			10/17/18 06:08	10
trans-1,2-Dichloroethene	2.0	U	2.0		ppb v/v			10/17/18 06:08	10
n-Hexane	2.0	U	2.0		ppb v/v			10/17/18 06:08	10
1,1-Dichloroethane	2.0	U	2.0		ppb v/v			10/17/18 06:08	10
Methyl Ethyl Ketone	5.0	U	5.0		ppb v/v			10/17/18 06:08	10
cis-1,2-Dichloroethene	2.0	U	2.0		ppb v/v			10/17/18 06:08	10
1,2-Dichloroethene, Total	4.0	U	4.0		ppb v/v			10/17/18 06:08	10
<b>Chloroform</b>	<b>12</b>		2.0		ppb v/v			10/17/18 06:08	10
Tetrahydrofuran	50	U	50		ppb v/v			10/17/18 06:08	10
<b>1,1,1-Trichloroethane</b>	<b>8.8</b>		2.0		ppb v/v			10/17/18 06:08	10
Cyclohexane	2.0	U	2.0		ppb v/v			10/17/18 06:08	10
<b>Carbon tetrachloride</b>	<b>14</b>		2.0		ppb v/v			10/17/18 06:08	10
2,2,4-Trimethylpentane	2.0	U	2.0		ppb v/v			10/17/18 06:08	10
Benzene	2.0	U	2.0		ppb v/v			10/17/18 06:08	10
1,2-Dichloroethane	2.0	U	2.0		ppb v/v			10/17/18 06:08	10
n-Heptane	2.0	U	2.0		ppb v/v			10/17/18 06:08	10
Trichloroethene	2.0	U	2.0		ppb v/v			10/17/18 06:08	10

TestAmerica Burlington

# Client Sample Results

Client: RT Environmental Services, Inc.  
Project/Site: Collins Street Act 2

TestAmerica Job ID: 200-45699-1

**Client Sample ID: SV-1**

**Lab Sample ID: 200-45699-2**

**Date Collected: 10/11/18 11:06**

**Matrix: Air**

**Date Received: 10/12/18 10:35**

**Sample Container: Summa Canister 1L**

**Method: TO-15 - Volatile Organic Compounds in Ambient Air (Continued)**

Analyte	Result	Qualifier	RL	MDL	Unit	D	Prepared	Analyzed	Dil Fac
Methyl methacrylate	5.0	U	5.0		ppb v/v			10/17/18 06:08	10
1,2-Dichloropropane	2.0	U	2.0		ppb v/v			10/17/18 06:08	10
1,4-Dioxane	50	U	50		ppb v/v			10/17/18 06:08	10
Bromodichloromethane	2.0	U	2.0		ppb v/v			10/17/18 06:08	10
cis-1,3-Dichloropropene	2.0	U	2.0		ppb v/v			10/17/18 06:08	10
methyl isobutyl ketone	5.0	U	5.0		ppb v/v			10/17/18 06:08	10
Toluene	2.0	U	2.0		ppb v/v			10/17/18 06:08	10
trans-1,3-Dichloropropene	2.0	U	2.0		ppb v/v			10/17/18 06:08	10
1,1,2-Trichloroethane	2.0	U	2.0		ppb v/v			10/17/18 06:08	10
<b>Tetrachloroethene</b>	<b>220</b>		2.0		ppb v/v			10/17/18 06:08	10
Methyl Butyl Ketone (2-Hexanone)	5.0	U	5.0		ppb v/v			10/17/18 06:08	10
Dibromochloromethane	2.0	U	2.0		ppb v/v			10/17/18 06:08	10
1,2-Dibromoethane	2.0	U	2.0		ppb v/v			10/17/18 06:08	10
Chlorobenzene	2.0	U	2.0		ppb v/v			10/17/18 06:08	10
Ethylbenzene	2.0	U	2.0		ppb v/v			10/17/18 06:08	10
m,p-Xylene	5.0	U	5.0		ppb v/v			10/17/18 06:08	10
Xylene, o-	2.0	U	2.0		ppb v/v			10/17/18 06:08	10
Xylene (total)	7.0	U	7.0		ppb v/v			10/17/18 06:08	10
Styrene	2.0	U	2.0		ppb v/v			10/17/18 06:08	10
Bromoform	2.0	U	2.0		ppb v/v			10/17/18 06:08	10
Cumene	2.0	U	2.0		ppb v/v			10/17/18 06:08	10
1,1,2,2-Tetrachloroethane	2.0	U	2.0		ppb v/v			10/17/18 06:08	10
n-Propylbenzene	2.0	U	2.0		ppb v/v			10/17/18 06:08	10
4-Ethyltoluene	2.0	U	2.0		ppb v/v			10/17/18 06:08	10
1,3,5-Trimethylbenzene	2.0	U	2.0		ppb v/v			10/17/18 06:08	10
2-Chlorotoluene	2.0	U	2.0		ppb v/v			10/17/18 06:08	10
tert-Butylbenzene	2.0	U	2.0		ppb v/v			10/17/18 06:08	10
1,2,4-Trimethylbenzene	2.0	U	2.0		ppb v/v			10/17/18 06:08	10
sec-Butylbenzene	2.0	U	2.0		ppb v/v			10/17/18 06:08	10
4-Isopropyltoluene	2.0	U	2.0		ppb v/v			10/17/18 06:08	10
1,3-Dichlorobenzene	2.0	U	2.0		ppb v/v			10/17/18 06:08	10
1,4-Dichlorobenzene	2.0	U	2.0		ppb v/v			10/17/18 06:08	10
Benzyl chloride	2.0	U	2.0		ppb v/v			10/17/18 06:08	10
n-Butylbenzene	2.0	U	2.0		ppb v/v			10/17/18 06:08	10
1,2-Dichlorobenzene	2.0	U	2.0		ppb v/v			10/17/18 06:08	10
1,2,4-Trichlorobenzene	5.0	U	5.0		ppb v/v			10/17/18 06:08	10
Hexachlorobutadiene	2.0	U	2.0		ppb v/v			10/17/18 06:08	10
Naphthalene	5.0	U	5.0		ppb v/v			10/17/18 06:08	10

Analyte	Result	Qualifier	RL	MDL	Unit	D	Prepared	Analyzed	Dil Fac
Dichlorodifluoromethane	25	U	25		ug/m3			10/17/18 06:08	10
Freon 22	18	U	18		ug/m3			10/17/18 06:08	10
1,2-Dichlorotetrafluoroethane	14	U	14		ug/m3			10/17/18 06:08	10
Chloromethane	10	U	10		ug/m3			10/17/18 06:08	10
n-Butane	12	U	12		ug/m3			10/17/18 06:08	10
Vinyl chloride	5	U	5		ug/m3			10/17/18 06:08	10
1,3-Butadiene	4	U	4		ug/m3			10/17/18 06:08	10
Bromomethane	8	U	8		ug/m3			10/17/18 06:08	10
Chloroethane	13	U	13		ug/m3			10/17/18 06:08	10

TestAmerica Burlington

# Client Sample Results

Client: RT Environmental Services, Inc.  
Project/Site: Collins Street Act 2

TestAmerica Job ID: 200-45699-1

**Client Sample ID: SV-1**

**Lab Sample ID: 200-45699-2**

**Date Collected: 10/11/18 11:06**

**Matrix: Air**

**Date Received: 10/12/18 10:35**

**Sample Container: Summa Canister 1L**

**Method: TO-15 - Volatile Organic Compounds in Ambient Air (Continued)**

Analyte	Result	Qualifier	RL	MDL	Unit	D	Prepared	Analyzed	Dil Fac
Bromoethene(Vinyl Bromide)	9	U	9		ug/m3			10/17/18 06:08	10
Trichlorofluoromethane	11	U	11		ug/m3			10/17/18 06:08	10
Freon TF	15	U	15		ug/m3			10/17/18 06:08	10
1,1-Dichloroethene	8	U	8		ug/m3			10/17/18 06:08	10
Acetone	120	U	120		ug/m3			10/17/18 06:08	10
Isopropyl alcohol	120	U	120		ug/m3			10/17/18 06:08	10
Carbon disulfide	16	U	16		ug/m3			10/17/18 06:08	10
3-Chloropropene	16	U	16		ug/m3			10/17/18 06:08	10
Methylene Chloride	17	U	17		ug/m3			10/17/18 06:08	10
tert-Butyl alcohol	150	U	150		ug/m3			10/17/18 06:08	10
Methyl tert-butyl ether	7	U	7		ug/m3			10/17/18 06:08	10
trans-1,2-Dichloroethene	8	U	8		ug/m3			10/17/18 06:08	10
n-Hexane	7	U	7		ug/m3			10/17/18 06:08	10
1,1-Dichloroethane	8	U	8		ug/m3			10/17/18 06:08	10
Methyl Ethyl Ketone	15	U	15		ug/m3			10/17/18 06:08	10
cis-1,2-Dichloroethene	8	U	8		ug/m3			10/17/18 06:08	10
1,2-Dichloroethene, Total	16	U	16		ug/m3			10/17/18 06:08	10
<b>Chloroform</b>	<b>57</b>		10		ug/m3			10/17/18 06:08	10
Tetrahydrofuran	150	U	150		ug/m3			10/17/18 06:08	10
<b>1,1,1-Trichloroethane</b>	<b>48</b>		11		ug/m3			10/17/18 06:08	10
Cyclohexane	7	U	7		ug/m3			10/17/18 06:08	10
<b>Carbon tetrachloride</b>	<b>88</b>		13		ug/m3			10/17/18 06:08	10
2,2,4-Trimethylpentane	9	U	9		ug/m3			10/17/18 06:08	10
Benzene	6	U	6		ug/m3			10/17/18 06:08	10
1,2-Dichloroethane	8	U	8		ug/m3			10/17/18 06:08	10
n-Heptane	8	U	8		ug/m3			10/17/18 06:08	10
Trichloroethene	11	U	11		ug/m3			10/17/18 06:08	10
Methyl methacrylate	20	U	20		ug/m3			10/17/18 06:08	10
1,2-Dichloropropane	9	U	9		ug/m3			10/17/18 06:08	10
1,4-Dioxane	180	U	180		ug/m3			10/17/18 06:08	10
Bromodichloromethane	13	U	13		ug/m3			10/17/18 06:08	10
cis-1,3-Dichloropropene	9	U	9		ug/m3			10/17/18 06:08	10
methyl isobutyl ketone	20	U	20		ug/m3			10/17/18 06:08	10
Toluene	8	U	8		ug/m3			10/17/18 06:08	10
trans-1,3-Dichloropropene	9	U	9		ug/m3			10/17/18 06:08	10
1,1,2-Trichloroethane	11	U	11		ug/m3			10/17/18 06:08	10
<b>Tetrachloroethene</b>	<b>1500</b>		14		ug/m3			10/17/18 06:08	10
Methyl Butyl Ketone (2-Hexanone)	20	U	20		ug/m3			10/17/18 06:08	10
Dibromochloromethane	17	U	17		ug/m3			10/17/18 06:08	10
1,2-Dibromoethane	15	U	15		ug/m3			10/17/18 06:08	10
Chlorobenzene	9	U	9		ug/m3			10/17/18 06:08	10
Ethylbenzene	9	U	9		ug/m3			10/17/18 06:08	10
m,p-Xylene	22	U	22		ug/m3			10/17/18 06:08	10
Xylene, o-	9	U	9		ug/m3			10/17/18 06:08	10
Xylene (total)	30	U	30		ug/m3			10/17/18 06:08	10
Styrene	9	U	9		ug/m3			10/17/18 06:08	10
Bromoform	21	U	21		ug/m3			10/17/18 06:08	10
Cumene	10	U	10		ug/m3			10/17/18 06:08	10

TestAmerica Burlington

# Client Sample Results

Client: RT Environmental Services, Inc.  
Project/Site: Collins Street Act 2

TestAmerica Job ID: 200-45699-1

**Client Sample ID: SV-1**

**Lab Sample ID: 200-45699-2**

Date Collected: 10/11/18 11:06

Matrix: Air

Date Received: 10/12/18 10:35

Sample Container: Summa Canister 1L

**Method: TO-15 - Volatile Organic Compounds in Ambient Air (Continued)**

Analyte	Result	Qualifier	RL	MDL	Unit	D	Prepared	Analyzed	Dil Fac
1,1,2,2-Tetrachloroethane	14	U	14		ug/m3			10/17/18 06:08	10
n-Propylbenzene	10	U	10		ug/m3			10/17/18 06:08	10
4-Ethyltoluene	10	U	10		ug/m3			10/17/18 06:08	10
1,3,5-Trimethylbenzene	10	U	10		ug/m3			10/17/18 06:08	10
2-Chlorotoluene	10	U	10		ug/m3			10/17/18 06:08	10
tert-Butylbenzene	11	U	11		ug/m3			10/17/18 06:08	10
1,2,4-Trimethylbenzene	10	U	10		ug/m3			10/17/18 06:08	10
sec-Butylbenzene	11	U	11		ug/m3			10/17/18 06:08	10
4-Isopropyltoluene	11	U	11		ug/m3			10/17/18 06:08	10
1,3-Dichlorobenzene	12	U	12		ug/m3			10/17/18 06:08	10
1,4-Dichlorobenzene	12	U	12		ug/m3			10/17/18 06:08	10
Benzyl chloride	10	U	10		ug/m3			10/17/18 06:08	10
n-Butylbenzene	11	U	11		ug/m3			10/17/18 06:08	10
1,2-Dichlorobenzene	12	U	12		ug/m3			10/17/18 06:08	10
1,2,4-Trichlorobenzene	37	U	37		ug/m3			10/17/18 06:08	10
Hexachlorobutadiene	21	U	21		ug/m3			10/17/18 06:08	10
Naphthalene	26	U	26		ug/m3			10/17/18 06:08	10

**Client Sample ID: SV-3**

**Lab Sample ID: 200-45699-3**

Date Collected: 10/11/18 12:28

Matrix: Air

Date Received: 10/12/18 10:35

Sample Container: Summa Canister 1L

**Method: TO-15 - Volatile Organic Compounds in Ambient Air**

Analyte	Result	Qualifier	RL	MDL	Unit	D	Prepared	Analyzed	Dil Fac
Dichlorodifluoromethane	5.0	U	5.0		ppb v/v			10/17/18 08:55	10
<b>Freon 22</b>	<b>24</b>		5.0		ppb v/v			10/17/18 08:55	10
1,2-Dichlorotetrafluoroethane	2.0	U	2.0		ppb v/v			10/17/18 08:55	10
Chloromethane	5.0	U	5.0		ppb v/v			10/17/18 08:55	10
<b>n-Butane</b>	<b>5.3</b>		5.0		ppb v/v			10/17/18 08:55	10
Vinyl chloride	2.0	U	2.0		ppb v/v			10/17/18 08:55	10
1,3-Butadiene	2.0	U	2.0		ppb v/v			10/17/18 08:55	10
Bromomethane	2.0	U	2.0		ppb v/v			10/17/18 08:55	10
<b>Chloroethane</b>	<b>6.5</b>		5.0		ppb v/v			10/17/18 08:55	10
Bromoethene(Vinyl Bromide)	2.0	U	2.0		ppb v/v			10/17/18 08:55	10
Trichlorofluoromethane	2.0	U	2.0		ppb v/v			10/17/18 08:55	10
Freon TF	2.0	U	2.0		ppb v/v			10/17/18 08:55	10
<b>1,1-Dichloroethene</b>	<b>14</b>		2.0		ppb v/v			10/17/18 08:55	10
Acetone	50	U	50		ppb v/v			10/17/18 08:55	10
Isopropyl alcohol	50	U	50		ppb v/v			10/17/18 08:55	10
Carbon disulfide	5.0	U	5.0		ppb v/v			10/17/18 08:55	10
3-Chloropropene	5.0	U	5.0		ppb v/v			10/17/18 08:55	10
Methylene Chloride	5.0	U	5.0		ppb v/v			10/17/18 08:55	10
tert-Butyl alcohol	50	U	50		ppb v/v			10/17/18 08:55	10
Methyl tert-butyl ether	2.0	U	2.0		ppb v/v			10/17/18 08:55	10
trans-1,2-Dichloroethene	2.0	U	2.0		ppb v/v			10/17/18 08:55	10
<b>n-Hexane</b>	<b>2.0</b>		2.0		ppb v/v			10/17/18 08:55	10
<b>1,1-Dichloroethane</b>	<b>180</b>		2.0		ppb v/v			10/17/18 08:55	10
Methyl Ethyl Ketone	5.0	U	5.0		ppb v/v			10/17/18 08:55	10

TestAmerica Burlington

# Client Sample Results

Client: RT Environmental Services, Inc.  
Project/Site: Collins Street Act 2

TestAmerica Job ID: 200-45699-1

**Client Sample ID: SV-3**

**Lab Sample ID: 200-45699-3**

**Date Collected: 10/11/18 12:28**

**Matrix: Air**

**Date Received: 10/12/18 10:35**

**Sample Container: Summa Canister 1L**

## Method: TO-15 - Volatile Organic Compounds in Ambient Air (Continued)

Analyte	Result	Qualifier	RL	MDL	Unit	D	Prepared	Analyzed	Dil Fac
<b>cis-1,2-Dichloroethene</b>	<b>14</b>		2.0		ppb v/v			10/17/18 08:55	10
<b>1,2-Dichloroethene, Total</b>	<b>14</b>		4.0		ppb v/v			10/17/18 08:55	10
Tetrahydrofuran	50	U	50		ppb v/v			10/17/18 08:55	10
Cyclohexane	2.0	U	2.0		ppb v/v			10/17/18 08:55	10
2,2,4-Trimethylpentane	2.0	U	2.0		ppb v/v			10/17/18 08:55	10
<b>Benzene</b>	<b>2.3</b>		2.0		ppb v/v			10/17/18 08:55	10
<b>1,2-Dichloroethane</b>	<b>9.6</b>		2.0		ppb v/v			10/17/18 08:55	10
n-Heptane	2.0	U	2.0		ppb v/v			10/17/18 08:55	10
<b>Trichloroethene</b>	<b>270</b>		2.0		ppb v/v			10/17/18 08:55	10
Methyl methacrylate	5.0	U	5.0		ppb v/v			10/17/18 08:55	10
1,2-Dichloropropane	2.0	U	2.0		ppb v/v			10/17/18 08:55	10
1,4-Dioxane	50	U	50		ppb v/v			10/17/18 08:55	10
Bromodichloromethane	2.0	U	2.0		ppb v/v			10/17/18 08:55	10
cis-1,3-Dichloropropene	2.0	U	2.0		ppb v/v			10/17/18 08:55	10
methyl isobutyl ketone	5.0	U	5.0		ppb v/v			10/17/18 08:55	10
<b>Toluene</b>	<b>9.1</b>		2.0		ppb v/v			10/17/18 08:55	10
trans-1,3-Dichloropropene	2.0	U	2.0		ppb v/v			10/17/18 08:55	10
1,1,2-Trichloroethane	2.0	U	2.0		ppb v/v			10/17/18 08:55	10
<b>Tetrachloroethene</b>	<b>65</b>		2.0		ppb v/v			10/17/18 08:55	10
Methyl Butyl Ketone (2-Hexanone)	5.0	U	5.0		ppb v/v			10/17/18 08:55	10
Dibromochloromethane	2.0	U	2.0		ppb v/v			10/17/18 08:55	10
1,2-Dibromoethane	2.0	U	2.0		ppb v/v			10/17/18 08:55	10
Chlorobenzene	2.0	U	2.0		ppb v/v			10/17/18 08:55	10
Ethylbenzene	2.0	U	2.0		ppb v/v			10/17/18 08:55	10
m,p-Xylene	5.0	U	5.0		ppb v/v			10/17/18 08:55	10
Xylene, o-	2.0	U	2.0		ppb v/v			10/17/18 08:55	10
Xylene (total)	7.0	U	7.0		ppb v/v			10/17/18 08:55	10
Styrene	2.0	U	2.0		ppb v/v			10/17/18 08:55	10
Bromoform	2.0	U	2.0		ppb v/v			10/17/18 08:55	10
Cumene	2.0	U	2.0		ppb v/v			10/17/18 08:55	10
1,1,2,2-Tetrachloroethane	2.0	U	2.0		ppb v/v			10/17/18 08:55	10
n-Propylbenzene	2.0	U	2.0		ppb v/v			10/17/18 08:55	10
4-Ethyltoluene	2.0	U	2.0		ppb v/v			10/17/18 08:55	10
1,3,5-Trimethylbenzene	2.0	U	2.0		ppb v/v			10/17/18 08:55	10
2-Chlorotoluene	2.0	U	2.0		ppb v/v			10/17/18 08:55	10
tert-Butylbenzene	2.0	U	2.0		ppb v/v			10/17/18 08:55	10
1,2,4-Trimethylbenzene	2.0	U	2.0		ppb v/v			10/17/18 08:55	10
sec-Butylbenzene	2.0	U	2.0		ppb v/v			10/17/18 08:55	10
4-Isopropyltoluene	2.0	U	2.0		ppb v/v			10/17/18 08:55	10
1,3-Dichlorobenzene	2.0	U	2.0		ppb v/v			10/17/18 08:55	10
1,4-Dichlorobenzene	2.0	U	2.0		ppb v/v			10/17/18 08:55	10
Benzyl chloride	2.0	U	2.0		ppb v/v			10/17/18 08:55	10
n-Butylbenzene	2.0	U	2.0		ppb v/v			10/17/18 08:55	10
1,2-Dichlorobenzene	2.0	U	2.0		ppb v/v			10/17/18 08:55	10
1,2,4-Trichlorobenzene	5.0	U	5.0		ppb v/v			10/17/18 08:55	10
Hexachlorobutadiene	2.0	U	2.0		ppb v/v			10/17/18 08:55	10
Naphthalene	5.0	U	5.0		ppb v/v			10/17/18 08:55	10

TestAmerica Burlington

# Client Sample Results

Client: RT Environmental Services, Inc.  
Project/Site: Collins Street Act 2

TestAmerica Job ID: 200-45699-1

**Client Sample ID: SV-3**

**Lab Sample ID: 200-45699-3**

**Date Collected: 10/11/18 12:28**

**Matrix: Air**

**Date Received: 10/12/18 10:35**

**Sample Container: Summa Canister 1L**

Analyte	Result	Qualifier	RL	MDL	Unit	D	Prepared	Analyzed	Dil Fac
Dichlorodifluoromethane	25	U	25		ug/m3			10/17/18 08:55	10
<b>Freon 22</b>	<b>85</b>		18		ug/m3			10/17/18 08:55	10
1,2-Dichlorotetrafluoroethane	14	U	14		ug/m3			10/17/18 08:55	10
Chloromethane	10	U	10		ug/m3			10/17/18 08:55	10
<b>n-Butane</b>	<b>13</b>		12		ug/m3			10/17/18 08:55	10
Vinyl chloride	5	U	5		ug/m3			10/17/18 08:55	10
1,3-Butadiene	4	U	4		ug/m3			10/17/18 08:55	10
Bromomethane	8	U	8		ug/m3			10/17/18 08:55	10
<b>Chloroethane</b>	<b>17</b>		13		ug/m3			10/17/18 08:55	10
Bromoethene(Vinyl Bromide)	9	U	9		ug/m3			10/17/18 08:55	10
Trichlorofluoromethane	11	U	11		ug/m3			10/17/18 08:55	10
Freon TF	15	U	15		ug/m3			10/17/18 08:55	10
<b>1,1-Dichloroethene</b>	<b>57</b>		8		ug/m3			10/17/18 08:55	10
Acetone	120	U	120		ug/m3			10/17/18 08:55	10
Isopropyl alcohol	120	U	120		ug/m3			10/17/18 08:55	10
Carbon disulfide	16	U	16		ug/m3			10/17/18 08:55	10
3-Chloropropene	16	U	16		ug/m3			10/17/18 08:55	10
Methylene Chloride	17	U	17		ug/m3			10/17/18 08:55	10
tert-Butyl alcohol	150	U	150		ug/m3			10/17/18 08:55	10
Methyl tert-butyl ether	7	U	7		ug/m3			10/17/18 08:55	10
trans-1,2-Dichloroethene	8	U	8		ug/m3			10/17/18 08:55	10
<b>n-Hexane</b>	<b>7</b>		7		ug/m3			10/17/18 08:55	10
<b>1,1-Dichloroethane</b>	<b>710</b>		8		ug/m3			10/17/18 08:55	10
Methyl Ethyl Ketone	15	U	15		ug/m3			10/17/18 08:55	10
<b>cis-1,2-Dichloroethene</b>	<b>54</b>		8		ug/m3			10/17/18 08:55	10
<b>1,2-Dichloroethene, Total</b>	<b>56</b>		16		ug/m3			10/17/18 08:55	10
Tetrahydrofuran	150	U	150		ug/m3			10/17/18 08:55	10
Cyclohexane	7	U	7		ug/m3			10/17/18 08:55	10
2,2,4-Trimethylpentane	9	U	9		ug/m3			10/17/18 08:55	10
<b>Benzene</b>	<b>7</b>		6		ug/m3			10/17/18 08:55	10
<b>1,2-Dichloroethane</b>	<b>39</b>		8		ug/m3			10/17/18 08:55	10
n-Heptane	8	U	8		ug/m3			10/17/18 08:55	10
<b>Trichloroethene</b>	<b>1500</b>		11		ug/m3			10/17/18 08:55	10
Methyl methacrylate	20	U	20		ug/m3			10/17/18 08:55	10
1,2-Dichloropropane	9	U	9		ug/m3			10/17/18 08:55	10
1,4-Dioxane	180	U	180		ug/m3			10/17/18 08:55	10
Bromodichloromethane	13	U	13		ug/m3			10/17/18 08:55	10
cis-1,3-Dichloropropene	9	U	9		ug/m3			10/17/18 08:55	10
methyl isobutyl ketone	20	U	20		ug/m3			10/17/18 08:55	10
<b>Toluene</b>	<b>34</b>		8		ug/m3			10/17/18 08:55	10
trans-1,3-Dichloropropene	9	U	9		ug/m3			10/17/18 08:55	10
1,1,2-Trichloroethane	11	U	11		ug/m3			10/17/18 08:55	10
<b>Tetrachloroethene</b>	<b>440</b>		14		ug/m3			10/17/18 08:55	10
Methyl Butyl Ketone (2-Hexanone)	20	U	20		ug/m3			10/17/18 08:55	10
Dibromochloromethane	17	U	17		ug/m3			10/17/18 08:55	10
1,2-Dibromoethane	15	U	15		ug/m3			10/17/18 08:55	10
Chlorobenzene	9	U	9		ug/m3			10/17/18 08:55	10
Ethylbenzene	9	U	9		ug/m3			10/17/18 08:55	10
m,p-Xylene	22	U	22		ug/m3			10/17/18 08:55	10

TestAmerica Burlington

# Client Sample Results

Client: RT Environmental Services, Inc.  
Project/Site: Collins Street Act 2

TestAmerica Job ID: 200-45699-1

**Client Sample ID: SV-3**

**Lab Sample ID: 200-45699-3**

**Date Collected: 10/11/18 12:28**

**Matrix: Air**

**Date Received: 10/12/18 10:35**

**Sample Container: Summa Canister 1L**

**Method: TO-15 - Volatile Organic Compounds in Ambient Air (Continued)**

Analyte	Result	Qualifier	RL	MDL	Unit	D	Prepared	Analyzed	Dil Fac
Xylene, o-	9	U	9		ug/m3			10/17/18 08:55	10
Xylene (total)	30	U	30		ug/m3			10/17/18 08:55	10
Styrene	9	U	9		ug/m3			10/17/18 08:55	10
Bromoform	21	U	21		ug/m3			10/17/18 08:55	10
Cumene	10	U	10		ug/m3			10/17/18 08:55	10
1,1,2,2-Tetrachloroethane	14	U	14		ug/m3			10/17/18 08:55	10
n-Propylbenzene	10	U	10		ug/m3			10/17/18 08:55	10
4-Ethyltoluene	10	U	10		ug/m3			10/17/18 08:55	10
1,3,5-Trimethylbenzene	10	U	10		ug/m3			10/17/18 08:55	10
2-Chlorotoluene	10	U	10		ug/m3			10/17/18 08:55	10
tert-Butylbenzene	11	U	11		ug/m3			10/17/18 08:55	10
1,2,4-Trimethylbenzene	10	U	10		ug/m3			10/17/18 08:55	10
sec-Butylbenzene	11	U	11		ug/m3			10/17/18 08:55	10
4-Isopropyltoluene	11	U	11		ug/m3			10/17/18 08:55	10
1,3-Dichlorobenzene	12	U	12		ug/m3			10/17/18 08:55	10
1,4-Dichlorobenzene	12	U	12		ug/m3			10/17/18 08:55	10
Benzyl chloride	10	U	10		ug/m3			10/17/18 08:55	10
n-Butylbenzene	11	U	11		ug/m3			10/17/18 08:55	10
1,2-Dichlorobenzene	12	U	12		ug/m3			10/17/18 08:55	10
1,2,4-Trichlorobenzene	37	U	37		ug/m3			10/17/18 08:55	10
Hexachlorobutadiene	21	U	21		ug/m3			10/17/18 08:55	10
Naphthalene	26	U	26		ug/m3			10/17/18 08:55	10

**Method: TO-15 - Volatile Organic Compounds in Ambient Air - DL**

Analyte	Result	Qualifier	RL	MDL	Unit	D	Prepared	Analyzed	Dil Fac
<b>Chloroform</b>	<b>1200</b>	<b>D</b>	9.9		ppb v/v			10/17/18 09:47	49.7
<b>1,1,1-Trichloroethane</b>	<b>990</b>	<b>D</b>	9.9		ppb v/v			10/17/18 09:47	49.7
<b>Carbon tetrachloride</b>	<b>880</b>	<b>D</b>	9.9		ppb v/v			10/17/18 09:47	49.7
Analyte	Result	Qualifier	RL	MDL	Unit	D	Prepared	Analyzed	Dil Fac
<b>Chloroform</b>	<b>5600</b>	<b>D</b>	49		ug/m3			10/17/18 09:47	49.7
<b>1,1,1-Trichloroethane</b>	<b>5400</b>	<b>D</b>	54		ug/m3			10/17/18 09:47	49.7
<b>Carbon tetrachloride</b>	<b>5600</b>	<b>D</b>	63		ug/m3			10/17/18 09:47	49.7



# Lab Chronicle

Client: RT Environmental Services, Inc.  
Project/Site: Collins Street Act 2

TestAmerica Job ID: 200-45699-1

## Client Sample ID: SV-2

Date Collected: 10/11/18 10:16

Date Received: 10/12/18 10:35

## Lab Sample ID: 200-45699-1

Matrix: Air

Prep Type	Batch Type	Batch Method	Run	Dilution Factor	Batch Number	Prepared or Analyzed	Analyst	Lab
Total/NA	Analysis	TO-15		10	135305	10/17/18 05:16	K1P	TAL BUR

## Client Sample ID: SV-1

Date Collected: 10/11/18 11:06

Date Received: 10/12/18 10:35

## Lab Sample ID: 200-45699-2

Matrix: Air

Prep Type	Batch Type	Batch Method	Run	Dilution Factor	Batch Number	Prepared or Analyzed	Analyst	Lab
Total/NA	Analysis	TO-15		10	135305	10/17/18 06:08	K1P	TAL BUR

## Client Sample ID: SV-3

Date Collected: 10/11/18 12:28

Date Received: 10/12/18 10:35

## Lab Sample ID: 200-45699-3

Matrix: Air

Prep Type	Batch Type	Batch Method	Run	Dilution Factor	Batch Number	Prepared or Analyzed	Analyst	Lab
Total/NA	Analysis	TO-15		10	135305	10/17/18 08:55	K1P	TAL BUR
Total/NA	Analysis	TO-15	DL	49.7	135305	10/17/18 09:47	K1P	TAL BUR

### Laboratory References:

TAL BUR = TestAmerica Burlington, 30 Community Drive, Suite 11, South Burlington, VT 05403, TEL (802)660-1990

# Accreditation/Certification Summary

Client: RT Environmental Services, Inc.  
Project/Site: Collins Street Act 2

TestAmerica Job ID: 200-45699-1

## Laboratory: TestAmerica Burlington

All accreditations/certifications held by this laboratory are listed. Not all accreditations/certifications are applicable to this report.

Authority	Program	EPA Region	Identification Number	Expiration Date
ANAB	DoD ELAP		L2336	02-25-20
Connecticut	State Program	1	PH-0751	09-30-19
DE Haz. Subst. Cleanup Act (HSCA)	State Program	3	NA	02-01-19
Maine	State Program	1	VT00008	04-17-19
Minnesota	NELAP	5	050-999-436	12-31-18
New Hampshire	NELAP	1	2006	12-18-18
New Jersey	NELAP	2	VT972	06-30-19
New York	NELAP	2	10391	04-01-19
Pennsylvania	NELAP	3	68-00489	04-30-19
Rhode Island	State Program	1	LAO00298	12-30-18
US Fish & Wildlife	Federal		LE-058448-0	07-31-19
USDA	Federal		P330-11-00093	07-24-20
Vermont	State Program	1	VT-4000	12-31-18
Virginia	NELAP	3	460209	12-14-18

# Method Summary

Client: RT Environmental Services, Inc.  
Project/Site: Collins Street Act 2

TestAmerica Job ID: 200-45699-1

---

Method	Method Description	Protocol	Laboratory
TO-15	Volatile Organic Compounds in Ambient Air	EPA	TAL BUR

---

**Protocol References:**

EPA = US Environmental Protection Agency

**Laboratory References:**

TAL BUR = TestAmerica Burlington, 30 Community Drive, Suite 11, South Burlington, VT 05403, TEL (802)660-1990



# Sample Summary

Client: RT Environmental Services, Inc.  
Project/Site: Collins Street Act 2

TestAmerica Job ID: 200-45699-1

Lab Sample ID	Client Sample ID	Matrix	Collected	Received
200-45699-1	SV-2	Air	10/11/18 10:16	10/12/18 10:35
200-45699-2	SV-1	Air	10/11/18 11:06	10/12/18 10:35
200-45699-3	SV-3	Air	10/11/18 12:28	10/12/18 10:35

- 1
- 2
- 3
- 4
- 5
- 6
- 7
- 8
- 9
- 10
- 11



# TestAmerica

THE LEADER IN ENVIRONMENTAL TESTING

ORIGIN ID: KPDA (484) 685-0873  
SHIPPING  
TESTAMERICA KING OF PRUSSIA  
1010 W 9TH AVE  
SUITE 50  
KING OF PRUSSIA, PA. 19406  
UNITED STATES US

SHIP DATE: 11OCT18  
ACTWGT: 13.00 LB MAN  
CAD: 0400947/CAFE3211

BILL RECIPIENT


TO **SAMPLE RECEIPT**  
**TESTAMERICA BURLINGTON**  
**30 COMMUNITY DRIVE**

**SOUTH BURLINGTON VT 054036809**

(802) 680-1980  
PH:

REF:

DEPT:



FedEx  
Express



TRK# 4321 2483 6834  
0201

FRI - 12 OCT 10:30A  
PRIORITY OVERNIGHT

**NC BTVA**

05403  
VT-US BTV



PA1 # 139703431 P1T2 EXP 05/19

551CL/88FE/104C

J1811180605010Y

- 1
- 2
- 3
- 4
- 5
- 6
- 7
- 8
- 9
- 10
- 11

# Login Sample Receipt Checklist

Client: RT Environmental Services, Inc.

Job Number: 200-45699-1

**Login Number: 45699**  
**List Number: 1**  
**Creator: Hall, Samuel C**

**List Source: TestAmerica Burlington**

Question	Answer	Comment
Radioactivity wasn't checked or is <math>\leq</math> background as measured by a survey meter.	N/A	Lab does not accept radioactive samples.
The cooler's custody seal, if present, is intact.	True	590723
Sample custody seals, if present, are intact.	True	
The cooler or samples do not appear to have been compromised or tampered with.	True	
Samples were received on ice.	N/A	Thermal preservation not required.
Cooler Temperature is acceptable.	True	
Cooler Temperature is recorded.	N/A	Thermal preservation not required.
COC is present.	True	
COC is filled out in ink and legible.	True	
COC is filled out with all pertinent information.	True	
Is the Field Sampler's name present on COC?	True	
There are no discrepancies between the containers received and the COC.	True	
Samples are received within Holding Time (excluding tests with immediate HTs)	True	
Sample containers have legible labels.	True	
Containers are not broken or leaking.	True	
Sample collection date/times are provided.	True	
Appropriate sample containers are used.	True	
Sample bottles are completely filled.	N/A	
Sample Preservation Verified.	True	
There is sufficient vol. for all requested analyses, incl. any requested MS/MSDs	True	
Containers requiring zero headspace have no headspace or bubble is <math><6\text{mm}</math> (1/4").	True	
Multiphasic samples are not present.	True	
Samples do not require splitting or compositing.	True	
Residual Chlorine Checked.	N/A	



## ANALYTICAL REPORT

TestAmerica Laboratories, Inc.  
TestAmerica Burlington  
30 Community Drive  
Suite 11  
South Burlington, VT 05403  
Tel: (802)660-1990

TestAmerica Job ID: 200-47571-1  
Client Project/Site: Collins Street

For:  
RT Environmental Services, Inc.  
215 West Church Road  
Suite 300  
King of Prussia, Pennsylvania 19406

Attn: Aaron Schneider



Authorized for release by:  
3/8/2019 10:46:36 AM

Jill Miller, Senior Project Manager  
(484)685-0871  
[jill.miller@testamericainc.com](mailto:jill.miller@testamericainc.com)

### LINKS

Review your project  
results through  
**TotalAccess**

Have a Question?



Visit us at:  
[www.testamericainc.com](http://www.testamericainc.com)

*The test results in this report meet all 2003 NELAC and 2009 TNI requirements for accredited parameters, exceptions are noted in this report. This report may not be reproduced except in full, and with written approval from the laboratory. For questions please contact the Project Manager at the e-mail address or telephone number listed on this page.*

*This report has been electronically signed and authorized by the signatory. Electronic signature is intended to be the legally binding equivalent of a traditionally handwritten signature.*

*Results relate only to the items tested and the sample(s) as received by the laboratory.*





# Table of Contents

Cover Page . . . . .	1
Table of Contents . . . . .	2
Definitions/Glossary . . . . .	3
Case Narrative . . . . .	4
Client Sample Results . . . . .	6
Lab Chronicle . . . . .	16
Certification Summary . . . . .	17
Method Summary . . . . .	18
Sample Summary . . . . .	19
Chain of Custody . . . . .	20
Receipt Checklists . . . . .	22

# Definitions/Glossary

Client: RT Environmental Services, Inc.  
Project/Site: Collins Street

TestAmerica Job ID: 200-47571-1

## Qualifiers

### Air - GC/MS VOA

Qualifier	Qualifier Description
U	Indicates the analyte was analyzed for but not detected.
*	LCS or LCSD is outside acceptance limits.

## Glossary

Abbreviation	These commonly used abbreviations may or may not be present in this report.
α	Listed under the "D" column to designate that the result is reported on a dry weight basis
%R	Percent Recovery
CFL	Contains Free Liquid
CNF	Contains No Free Liquid
DER	Duplicate Error Ratio (normalized absolute difference)
Dil Fac	Dilution Factor
DL	Detection Limit (DoD/DOE)
DL, RA, RE, IN	Indicates a Dilution, Re-analysis, Re-extraction, or additional Initial metals/anion analysis of the sample
DLC	Decision Level Concentration (Radiochemistry)
EDL	Estimated Detection Limit (Dioxin)
LOD	Limit of Detection (DoD/DOE)
LOQ	Limit of Quantitation (DoD/DOE)
MDA	Minimum Detectable Activity (Radiochemistry)
MDC	Minimum Detectable Concentration (Radiochemistry)
MDL	Method Detection Limit
ML	Minimum Level (Dioxin)
NC	Not Calculated
ND	Not Detected at the reporting limit (or MDL or EDL if shown)
PQL	Practical Quantitation Limit
QC	Quality Control
RER	Relative Error Ratio (Radiochemistry)
RL	Reporting Limit or Requested Limit (Radiochemistry)
RPD	Relative Percent Difference, a measure of the relative difference between two points
TEF	Toxicity Equivalent Factor (Dioxin)
TEQ	Toxicity Equivalent Quotient (Dioxin)

# Case Narrative

Client: RT Environmental Services, Inc.  
Project/Site: Collins Street

TestAmerica Job ID: 200-47571-1

**Job ID: 200-47571-1**

**Laboratory: TestAmerica Burlington**

## Narrative

**Job Narrative**  
**200-47571-1**

### Comments

No additional comments.

### Receipt

The samples were received on 2/26/2019 10:37 AM; the samples arrived in good condition, properly preserved and, where required, on ice.

### Receipt Exceptions

The container label for the following sample did not match the information listed on the Chain-of-Custody (COC): SV-2 (200-47571-2). The flow controller label lists 6077 <SAMPLE\_ID>, while the COC lists 6707<SAMPLEID>. 6077 was used for the login.

The container label and flow controller label for the following sample did not match the information listed on the Chain-of-Custody (COC): SV-3 (200-47571-3). The flow controller ID and the Cannister ID were swapped on the COC for this sample.

### Air Toxics

Method(s) TO-15: The continuing calibration verification (CCV) associated with batch 200-140447 recovered above the upper control limit for 4-Isopropyltoluene, n-Butylbenzene, Bromoform and Hexachlorobutadiene. The samples associated with this CCV were non-detects for the affected analytes; therefore, the data have been reported. The following samples are impacted: SV-1 (200-47571-1), SV-2 (200-47571-2) and SV-3 (200-47571-3).

Method(s) TO-15: The laboratory control sample (LCS) for analytical batch 200-140447 recovered outside control limits for the following analytes: sec-Butylbenzene, 4-Isopropyltoluene, n-Butylbenzene, 1,2,4-Trimethylbenzene, tert-Butylbenzene and Hexachlorobutadiene. These analytes were biased high in the LCS and were not detected in the associated samples; therefore, the data have been reported.

No additional analytical or quality issues were noted, other than those described above or in the Definitions/Glossary page.

## CASE NARRATIVE

**Client: RT Environmental Services, Inc.**

**Project: Collins Street**

**Report Number: 200-47571-1**

The samples in this sample set were analyzed by the EPA Compendium Method TO-15 for specific volatile organic constituents. Unless otherwise noted below, the analytical work followed the requirements outlined in the New Jersey DEP guidelines.

The practice of the laboratory is to analyze one canister from each batch of canisters that have been cleaned for re-use in order to certify the batch. The canisters that were used for this sampling event were from multiple batches. The certifying analyses were free of target analytes down to the concentration levels that are contractually required (nominally 0.2 PPBV). In order to provide for the lower level of detection required for canister certification, the laboratory analyzed a 500 milliliter volume. The laboratory's established practice for the analysis of field samples is based on the analysis of a 200 milliliter sample volume. Documentation of the analytical work supporting canister certification is included in the "Clean Can Certification" section of this submittal. Documentation of canister vacuum as delivered to, and received from, the field is included in the "Clean Can Certification" section of this submittal.

Manual integration was employed in deriving certain of the analytical results. The values that have been derived from manual integration

# Case Narrative

Client: RT Environmental Services, Inc.  
Project/Site: Collins Street

TestAmerica Job ID: 200-47571-1

---

## Job ID: 200-47571-1 (Continued)

---

### Laboratory: TestAmerica Burlington (Continued)

are qualified on the quantitation reports, and extracted ion current profiles are included in the data package.

The following details the column type and trap design that were used in the performance of the analytical work for the sample in this sample set:

Chromatography Column - Restek RTX-624  
Length - 60 meters  
Inner Diameter - 0.32 millimeters  
Film thickness - 1.8 micrometers  
Trap Design - Entech Model 7100A (glass bead and Tenax with cryo-focusing)

A summary of the laboratory's current Method Detection Limits (MDLs) has been provided as part of this submittal, immediately following this transmittal letter.

### RECEIPT

The samples were received on 02/26/2019; the samples arrived in good condition, properly preserved and on ice. The temperature of the coolers at receipt was C.

### VOLATILE ORGANIC COMPOUNDS

Samples SV-1 (200-47571-1), SV-2 (200-47571-2) and SV-3 (200-47571-3) were analyzed for Volatile Organic Compounds in accordance with EPA Method TO-15. The samples were analyzed on 03/03/2019.

1,2,4-Trimethylbenzene, 4-Isopropyltoluene, Hexachlorobutadiene, n-Butylbenzene, sec-Butylbenzene and tert-Butylbenzene failed the recovery criteria high for LCS 200-140447/3. Refer to the QC report for details.

Samples SV-1 (200-47571-1)[10X], SV-2 (200-47571-2)[10X] and SV-3 (200-47571-3)[10X] required dilution prior to analysis. The reporting limits have been adjusted accordingly.

No additional analytical or quality issues were noted, other than those described above or in the Definitions/Glossary page.

# Client Sample Results

Client: RT Environmental Services, Inc.  
Project/Site: Collins Street

TestAmerica Job ID: 200-47571-1

**Client Sample ID: SV-1**

**Lab Sample ID: 200-47571-1**

**Date Collected: 02/22/19 13:20**

**Matrix: Air**

**Date Received: 02/26/19 10:37**

**Sample Container: Summa Canister 1L**

**Method: TO-15 - Volatile Organic Compounds in Ambient Air**

Analyte	Result	Qualifier	RL	MDL	Unit	D	Prepared	Analyzed	Dil Fac
Dichlorodifluoromethane	5.0	U	5.0		ppb v/v			03/03/19 03:49	10
Freon 22	5.0	U	5.0		ppb v/v			03/03/19 03:49	10
1,2-Dichlorotetrafluoroethane	2.0	U	2.0		ppb v/v			03/03/19 03:49	10
Chloromethane	5.0	U	5.0		ppb v/v			03/03/19 03:49	10
n-Butane	5.0	U	5.0		ppb v/v			03/03/19 03:49	10
Vinyl chloride	2.0	U	2.0		ppb v/v			03/03/19 03:49	10
1,3-Butadiene	2.0	U	2.0		ppb v/v			03/03/19 03:49	10
Bromomethane	2.0	U	2.0		ppb v/v			03/03/19 03:49	10
Chloroethane	5.0	U	5.0		ppb v/v			03/03/19 03:49	10
Bromoethene(Vinyl Bromide)	2.0	U	2.0		ppb v/v			03/03/19 03:49	10
Trichlorofluoromethane	2.0	U	2.0		ppb v/v			03/03/19 03:49	10
Freon TF	2.0	U	2.0		ppb v/v			03/03/19 03:49	10
1,1-Dichloroethene	2.0	U	2.0		ppb v/v			03/03/19 03:49	10
Acetone	50	U	50		ppb v/v			03/03/19 03:49	10
Isopropyl alcohol	50	U	50		ppb v/v			03/03/19 03:49	10
Carbon disulfide	5.0	U	5.0		ppb v/v			03/03/19 03:49	10
3-Chloropropene	5.0	U	5.0		ppb v/v			03/03/19 03:49	10
Methylene Chloride	5.0	U	5.0		ppb v/v			03/03/19 03:49	10
tert-Butyl alcohol	50	U	50		ppb v/v			03/03/19 03:49	10
Methyl tert-butyl ether	2.0	U	2.0		ppb v/v			03/03/19 03:49	10
trans-1,2-Dichloroethene	2.0	U	2.0		ppb v/v			03/03/19 03:49	10
n-Hexane	2.0	U	2.0		ppb v/v			03/03/19 03:49	10
1,1-Dichloroethane	2.0	U	2.0		ppb v/v			03/03/19 03:49	10
Methyl Ethyl Ketone	5.0	U	5.0		ppb v/v			03/03/19 03:49	10
cis-1,2-Dichloroethene	2.0	U	2.0		ppb v/v			03/03/19 03:49	10
1,2-Dichloroethene, Total	4.0	U	4.0		ppb v/v			03/03/19 03:49	10
Chloroform	2.0	U	2.0		ppb v/v			03/03/19 03:49	10
Tetrahydrofuran	50	U	50		ppb v/v			03/03/19 03:49	10
<b>1,1,1-Trichloroethane</b>	<b>2.1</b>		2.0		ppb v/v			03/03/19 03:49	10
Cyclohexane	2.0	U	2.0		ppb v/v			03/03/19 03:49	10
<b>Carbon tetrachloride</b>	<b>3.1</b>		2.0		ppb v/v			03/03/19 03:49	10
2,2,4-Trimethylpentane	2.0	U	2.0		ppb v/v			03/03/19 03:49	10
Benzene	2.0	U	2.0		ppb v/v			03/03/19 03:49	10
1,2-Dichloroethane	2.0	U	2.0		ppb v/v			03/03/19 03:49	10
n-Heptane	2.0	U	2.0		ppb v/v			03/03/19 03:49	10
Trichloroethene	2.0	U	2.0		ppb v/v			03/03/19 03:49	10
Methyl methacrylate	5.0	U	5.0		ppb v/v			03/03/19 03:49	10
1,2-Dichloropropane	2.0	U	2.0		ppb v/v			03/03/19 03:49	10
1,4-Dioxane	50	U	50		ppb v/v			03/03/19 03:49	10
Bromodichloromethane	2.0	U	2.0		ppb v/v			03/03/19 03:49	10
cis-1,3-Dichloropropene	2.0	U	2.0		ppb v/v			03/03/19 03:49	10
methyl isobutyl ketone	5.0	U	5.0		ppb v/v			03/03/19 03:49	10
Toluene	2.0	U	2.0		ppb v/v			03/03/19 03:49	10
trans-1,3-Dichloropropene	2.0	U	2.0		ppb v/v			03/03/19 03:49	10
1,1,2-Trichloroethane	2.0	U	2.0		ppb v/v			03/03/19 03:49	10
<b>Tetrachloroethene</b>	<b>50</b>		2.0		ppb v/v			03/03/19 03:49	10
Methyl Butyl Ketone (2-Hexanone)	5.0	U	5.0		ppb v/v			03/03/19 03:49	10
Dibromochloromethane	2.0	U	2.0		ppb v/v			03/03/19 03:49	10

TestAmerica Burlington

# Client Sample Results

Client: RT Environmental Services, Inc.  
Project/Site: Collins Street

TestAmerica Job ID: 200-47571-1

**Client Sample ID: SV-1**

**Lab Sample ID: 200-47571-1**

Date Collected: 02/22/19 13:20

Matrix: Air

Date Received: 02/26/19 10:37

Sample Container: Summa Canister 1L

**Method: TO-15 - Volatile Organic Compounds in Ambient Air (Continued)**

Analyte	Result	Qualifier	RL	MDL	Unit	D	Prepared	Analyzed	Dil Fac
1,2-Dibromoethane	2.0	U	2.0		ppb v/v			03/03/19 03:49	10
Chlorobenzene	2.0	U	2.0		ppb v/v			03/03/19 03:49	10
Ethylbenzene	2.0	U	2.0		ppb v/v			03/03/19 03:49	10
m,p-Xylene	5.0	U	5.0		ppb v/v			03/03/19 03:49	10
Xylene, o-	2.0	U	2.0		ppb v/v			03/03/19 03:49	10
Xylene (total)	7.0	U	7.0		ppb v/v			03/03/19 03:49	10
Styrene	2.0	U	2.0		ppb v/v			03/03/19 03:49	10
Bromoform	2.0	U	2.0		ppb v/v			03/03/19 03:49	10
Cumene	2.0	U	2.0		ppb v/v			03/03/19 03:49	10
1,1,2,2-Tetrachloroethane	2.0	U	2.0		ppb v/v			03/03/19 03:49	10
n-Propylbenzene	2.0	U	2.0		ppb v/v			03/03/19 03:49	10
4-Ethyltoluene	2.0	U	2.0		ppb v/v			03/03/19 03:49	10
1,3,5-Trimethylbenzene	2.0	U	2.0		ppb v/v			03/03/19 03:49	10
2-Chlorotoluene	2.0	U	2.0		ppb v/v			03/03/19 03:49	10
tert-Butylbenzene	2.0	U *	2.0		ppb v/v			03/03/19 03:49	10
1,2,4-Trimethylbenzene	2.0	U *	2.0		ppb v/v			03/03/19 03:49	10
sec-Butylbenzene	2.0	U *	2.0		ppb v/v			03/03/19 03:49	10
4-Isopropyltoluene	2.0	U *	2.0		ppb v/v			03/03/19 03:49	10
1,3-Dichlorobenzene	2.0	U	2.0		ppb v/v			03/03/19 03:49	10
1,4-Dichlorobenzene	2.0	U	2.0		ppb v/v			03/03/19 03:49	10
Benzyl chloride	2.0	U	2.0		ppb v/v			03/03/19 03:49	10
n-Butylbenzene	2.0	U *	2.0		ppb v/v			03/03/19 03:49	10
1,2-Dichlorobenzene	2.0	U	2.0		ppb v/v			03/03/19 03:49	10
1,2,4-Trichlorobenzene	5.0	U	5.0		ppb v/v			03/03/19 03:49	10
Hexachlorobutadiene	2.0	U *	2.0		ppb v/v			03/03/19 03:49	10
Naphthalene	5.0	U	5.0		ppb v/v			03/03/19 03:49	10

Analyte	Result	Qualifier	RL	MDL	Unit	D	Prepared	Analyzed	Dil Fac
Dichlorodifluoromethane	25	U	25		ug/m3			03/03/19 03:49	10
Freon 22	18	U	18		ug/m3			03/03/19 03:49	10
1,2-Dichlorotetrafluoroethane	14	U	14		ug/m3			03/03/19 03:49	10
Chloromethane	10	U	10		ug/m3			03/03/19 03:49	10
n-Butane	12	U	12		ug/m3			03/03/19 03:49	10
Vinyl chloride	5	U	5		ug/m3			03/03/19 03:49	10
1,3-Butadiene	4	U	4		ug/m3			03/03/19 03:49	10
Bromomethane	8	U	8		ug/m3			03/03/19 03:49	10
Chloroethane	13	U	13		ug/m3			03/03/19 03:49	10
Bromoethene(Vinyl Bromide)	9	U	9		ug/m3			03/03/19 03:49	10
Trichlorofluoromethane	11	U	11		ug/m3			03/03/19 03:49	10
Freon TF	15	U	15		ug/m3			03/03/19 03:49	10
1,1-Dichloroethene	8	U	8		ug/m3			03/03/19 03:49	10
Acetone	120	U	120		ug/m3			03/03/19 03:49	10
Isopropyl alcohol	120	U	120		ug/m3			03/03/19 03:49	10
Carbon disulfide	16	U	16		ug/m3			03/03/19 03:49	10
3-Chloropropene	16	U	16		ug/m3			03/03/19 03:49	10
Methylene Chloride	17	U	17		ug/m3			03/03/19 03:49	10
tert-Butyl alcohol	150	U	150		ug/m3			03/03/19 03:49	10
Methyl tert-butyl ether	7	U	7		ug/m3			03/03/19 03:49	10
trans-1,2-Dichloroethene	8	U	8		ug/m3			03/03/19 03:49	10

TestAmerica Burlington

# Client Sample Results

Client: RT Environmental Services, Inc.  
Project/Site: Collins Street

TestAmerica Job ID: 200-47571-1

**Client Sample ID: SV-1**

**Lab Sample ID: 200-47571-1**

Date Collected: 02/22/19 13:20

Matrix: Air

Date Received: 02/26/19 10:37

Sample Container: Summa Canister 1L

**Method: TO-15 - Volatile Organic Compounds in Ambient Air (Continued)**

Analyte	Result	Qualifier	RL	MDL	Unit	D	Prepared	Analyzed	Dil Fac
n-Hexane	7	U	7		ug/m3			03/03/19 03:49	10
1,1-Dichloroethane	8	U	8		ug/m3			03/03/19 03:49	10
Methyl Ethyl Ketone	15	U	15		ug/m3			03/03/19 03:49	10
cis-1,2-Dichloroethene	8	U	8		ug/m3			03/03/19 03:49	10
1,2-Dichloroethene, Total	16	U	16		ug/m3			03/03/19 03:49	10
Chloroform	10	U	10		ug/m3			03/03/19 03:49	10
Tetrahydrofuran	150	U	150		ug/m3			03/03/19 03:49	10
<b>1,1,1-Trichloroethane</b>	<b>11</b>		11		ug/m3			03/03/19 03:49	10
Cyclohexane	7	U	7		ug/m3			03/03/19 03:49	10
<b>Carbon tetrachloride</b>	<b>20</b>		13		ug/m3			03/03/19 03:49	10
2,2,4-Trimethylpentane	9	U	9		ug/m3			03/03/19 03:49	10
Benzene	6	U	6		ug/m3			03/03/19 03:49	10
1,2-Dichloroethane	8	U	8		ug/m3			03/03/19 03:49	10
n-Heptane	8	U	8		ug/m3			03/03/19 03:49	10
Trichloroethene	11	U	11		ug/m3			03/03/19 03:49	10
Methyl methacrylate	20	U	20		ug/m3			03/03/19 03:49	10
1,2-Dichloropropane	9	U	9		ug/m3			03/03/19 03:49	10
1,4-Dioxane	180	U	180		ug/m3			03/03/19 03:49	10
Bromodichloromethane	13	U	13		ug/m3			03/03/19 03:49	10
cis-1,3-Dichloropropene	9	U	9		ug/m3			03/03/19 03:49	10
methyl isobutyl ketone	20	U	20		ug/m3			03/03/19 03:49	10
Toluene	8	U	8		ug/m3			03/03/19 03:49	10
trans-1,3-Dichloropropene	9	U	9		ug/m3			03/03/19 03:49	10
1,1,2-Trichloroethane	11	U	11		ug/m3			03/03/19 03:49	10
<b>Tetrachloroethene</b>	<b>340</b>		14		ug/m3			03/03/19 03:49	10
Methyl Butyl Ketone (2-Hexanone)	20	U	20		ug/m3			03/03/19 03:49	10
Dibromochloromethane	17	U	17		ug/m3			03/03/19 03:49	10
1,2-Dibromoethane	15	U	15		ug/m3			03/03/19 03:49	10
Chlorobenzene	9	U	9		ug/m3			03/03/19 03:49	10
Ethylbenzene	9	U	9		ug/m3			03/03/19 03:49	10
m,p-Xylene	22	U	22		ug/m3			03/03/19 03:49	10
Xylene, o-	9	U	9		ug/m3			03/03/19 03:49	10
Xylene (total)	30	U	30		ug/m3			03/03/19 03:49	10
Styrene	9	U	9		ug/m3			03/03/19 03:49	10
Bromoform	21	U	21		ug/m3			03/03/19 03:49	10
Cumene	10	U	10		ug/m3			03/03/19 03:49	10
1,1,2,2-Tetrachloroethane	14	U	14		ug/m3			03/03/19 03:49	10
n-Propylbenzene	10	U	10		ug/m3			03/03/19 03:49	10
4-Ethyltoluene	10	U	10		ug/m3			03/03/19 03:49	10
1,3,5-Trimethylbenzene	10	U	10		ug/m3			03/03/19 03:49	10
2-Chlorotoluene	10	U	10		ug/m3			03/03/19 03:49	10
tert-Butylbenzene	11	U *	11		ug/m3			03/03/19 03:49	10
1,2,4-Trimethylbenzene	10	U *	10		ug/m3			03/03/19 03:49	10
sec-Butylbenzene	11	U *	11		ug/m3			03/03/19 03:49	10
4-Isopropyltoluene	11	U *	11		ug/m3			03/03/19 03:49	10
1,3-Dichlorobenzene	12	U	12		ug/m3			03/03/19 03:49	10
1,4-Dichlorobenzene	12	U	12		ug/m3			03/03/19 03:49	10
Benzyl chloride	10	U	10		ug/m3			03/03/19 03:49	10

TestAmerica Burlington

# Client Sample Results

Client: RT Environmental Services, Inc.  
Project/Site: Collins Street

TestAmerica Job ID: 200-47571-1

## Client Sample ID: SV-1

Date Collected: 02/22/19 13:20

Date Received: 02/26/19 10:37

Sample Container: Summa Canister 1L

## Lab Sample ID: 200-47571-1

Matrix: Air

### Method: TO-15 - Volatile Organic Compounds in Ambient Air (Continued)

Analyte	Result	Qualifier	RL	MDL	Unit	D	Prepared	Analyzed	Dil Fac
n-Butylbenzene	11	U *	11		ug/m3			03/03/19 03:49	10
1,2-Dichlorobenzene	12	U	12		ug/m3			03/03/19 03:49	10
1,2,4-Trichlorobenzene	37	U	37		ug/m3			03/03/19 03:49	10
Hexachlorobutadiene	21	U *	21		ug/m3			03/03/19 03:49	10
Naphthalene	26	U	26		ug/m3			03/03/19 03:49	10

## Client Sample ID: SV-2

Date Collected: 02/22/19 09:20

Date Received: 02/26/19 10:37

Sample Container: Summa Canister 1L

## Lab Sample ID: 200-47571-2

Matrix: Air

### Method: TO-15 - Volatile Organic Compounds in Ambient Air

Analyte	Result	Qualifier	RL	MDL	Unit	D	Prepared	Analyzed	Dil Fac
Dichlorodifluoromethane	5.0	U	5.0		ppb v/v			03/03/19 04:40	10
Freon 22	5.0	U	5.0		ppb v/v			03/03/19 04:40	10
1,2-Dichlorotetrafluoroethane	2.0	U	2.0		ppb v/v			03/03/19 04:40	10
Chloromethane	5.0	U	5.0		ppb v/v			03/03/19 04:40	10
n-Butane	5.0	U	5.0		ppb v/v			03/03/19 04:40	10
Vinyl chloride	2.0	U	2.0		ppb v/v			03/03/19 04:40	10
1,3-Butadiene	2.0	U	2.0		ppb v/v			03/03/19 04:40	10
Bromomethane	2.0	U	2.0		ppb v/v			03/03/19 04:40	10
Chloroethane	5.0	U	5.0		ppb v/v			03/03/19 04:40	10
Bromoethene(Vinyl Bromide)	2.0	U	2.0		ppb v/v			03/03/19 04:40	10
Trichlorofluoromethane	2.0	U	2.0		ppb v/v			03/03/19 04:40	10
Freon TF	2.0	U	2.0		ppb v/v			03/03/19 04:40	10
1,1-Dichloroethene	2.0	U	2.0		ppb v/v			03/03/19 04:40	10
Acetone	50	U	50		ppb v/v			03/03/19 04:40	10
Isopropyl alcohol	50	U	50		ppb v/v			03/03/19 04:40	10
Carbon disulfide	5.0	U	5.0		ppb v/v			03/03/19 04:40	10
3-Chloropropene	5.0	U	5.0		ppb v/v			03/03/19 04:40	10
Methylene Chloride	5.0	U	5.0		ppb v/v			03/03/19 04:40	10
tert-Butyl alcohol	50	U	50		ppb v/v			03/03/19 04:40	10
Methyl tert-butyl ether	2.0	U	2.0		ppb v/v			03/03/19 04:40	10
trans-1,2-Dichloroethene	2.0	U	2.0		ppb v/v			03/03/19 04:40	10
n-Hexane	2.0	U	2.0		ppb v/v			03/03/19 04:40	10
1,1-Dichloroethane	2.0	U	2.0		ppb v/v			03/03/19 04:40	10
Methyl Ethyl Ketone	5.0	U	5.0		ppb v/v			03/03/19 04:40	10
cis-1,2-Dichloroethene	2.0	U	2.0		ppb v/v			03/03/19 04:40	10
1,2-Dichloroethene, Total	4.0	U	4.0		ppb v/v			03/03/19 04:40	10
Chloroform	2.0	U	2.0		ppb v/v			03/03/19 04:40	10
Tetrahydrofuran	50	U	50		ppb v/v			03/03/19 04:40	10
1,1,1-Trichloroethane	2.0	U	2.0		ppb v/v			03/03/19 04:40	10
Cyclohexane	2.0	U	2.0		ppb v/v			03/03/19 04:40	10
Carbon tetrachloride	2.0	U	2.0		ppb v/v			03/03/19 04:40	10
2,2,4-Trimethylpentane	2.0	U	2.0		ppb v/v			03/03/19 04:40	10
Benzene	2.0	U	2.0		ppb v/v			03/03/19 04:40	10
1,2-Dichloroethane	2.0	U	2.0		ppb v/v			03/03/19 04:40	10
n-Heptane	2.0	U	2.0		ppb v/v			03/03/19 04:40	10
Trichloroethene	2.0	U	2.0		ppb v/v			03/03/19 04:40	10

TestAmerica Burlington



# Client Sample Results

Client: RT Environmental Services, Inc.  
Project/Site: Collins Street

TestAmerica Job ID: 200-47571-1

**Client Sample ID: SV-2**

**Lab Sample ID: 200-47571-2**

Date Collected: 02/22/19 09:20

Matrix: Air

Date Received: 02/26/19 10:37

Sample Container: Summa Canister 1L

**Method: TO-15 - Volatile Organic Compounds in Ambient Air (Continued)**

Analyte	Result	Qualifier	RL	MDL	Unit	D	Prepared	Analyzed	Dil Fac
Methyl methacrylate	5.0	U	5.0		ppb v/v			03/03/19 04:40	10
1,2-Dichloropropane	2.0	U	2.0		ppb v/v			03/03/19 04:40	10
1,4-Dioxane	50	U	50		ppb v/v			03/03/19 04:40	10
Bromodichloromethane	2.0	U	2.0		ppb v/v			03/03/19 04:40	10
cis-1,3-Dichloropropene	2.0	U	2.0		ppb v/v			03/03/19 04:40	10
methyl isobutyl ketone	5.0	U	5.0		ppb v/v			03/03/19 04:40	10
Toluene	2.0	U	2.0		ppb v/v			03/03/19 04:40	10
trans-1,3-Dichloropropene	2.0	U	2.0		ppb v/v			03/03/19 04:40	10
1,1,2-Trichloroethane	2.0	U	2.0		ppb v/v			03/03/19 04:40	10
<b>Tetrachloroethene</b>	<b>7.7</b>		2.0		ppb v/v			03/03/19 04:40	10
Methyl Butyl Ketone (2-Hexanone)	5.0	U	5.0		ppb v/v			03/03/19 04:40	10
Dibromochloromethane	2.0	U	2.0		ppb v/v			03/03/19 04:40	10
1,2-Dibromoethane	2.0	U	2.0		ppb v/v			03/03/19 04:40	10
Chlorobenzene	2.0	U	2.0		ppb v/v			03/03/19 04:40	10
Ethylbenzene	2.0	U	2.0		ppb v/v			03/03/19 04:40	10
m,p-Xylene	5.0	U	5.0		ppb v/v			03/03/19 04:40	10
Xylene, o-	2.0	U	2.0		ppb v/v			03/03/19 04:40	10
Xylene (total)	7.0	U	7.0		ppb v/v			03/03/19 04:40	10
Styrene	2.0	U	2.0		ppb v/v			03/03/19 04:40	10
Bromoform	2.0	U	2.0		ppb v/v			03/03/19 04:40	10
Cumene	2.0	U	2.0		ppb v/v			03/03/19 04:40	10
1,1,2,2-Tetrachloroethane	2.0	U	2.0		ppb v/v			03/03/19 04:40	10
n-Propylbenzene	2.0	U	2.0		ppb v/v			03/03/19 04:40	10
4-Ethyltoluene	2.0	U	2.0		ppb v/v			03/03/19 04:40	10
1,3,5-Trimethylbenzene	2.0	U	2.0		ppb v/v			03/03/19 04:40	10
2-Chlorotoluene	2.0	U	2.0		ppb v/v			03/03/19 04:40	10
tert-Butylbenzene	2.0	U *	2.0		ppb v/v			03/03/19 04:40	10
1,2,4-Trimethylbenzene	2.0	U *	2.0		ppb v/v			03/03/19 04:40	10
sec-Butylbenzene	2.0	U *	2.0		ppb v/v			03/03/19 04:40	10
4-Isopropyltoluene	2.0	U *	2.0		ppb v/v			03/03/19 04:40	10
1,3-Dichlorobenzene	2.0	U	2.0		ppb v/v			03/03/19 04:40	10
1,4-Dichlorobenzene	2.0	U	2.0		ppb v/v			03/03/19 04:40	10
Benzyl chloride	2.0	U	2.0		ppb v/v			03/03/19 04:40	10
n-Butylbenzene	2.0	U *	2.0		ppb v/v			03/03/19 04:40	10
1,2-Dichlorobenzene	2.0	U	2.0		ppb v/v			03/03/19 04:40	10
1,2,4-Trichlorobenzene	5.0	U	5.0		ppb v/v			03/03/19 04:40	10
Hexachlorobutadiene	2.0	U *	2.0		ppb v/v			03/03/19 04:40	10
Naphthalene	5.0	U	5.0		ppb v/v			03/03/19 04:40	10
Analyte	Result	Qualifier	RL	MDL	Unit	D	Prepared	Analyzed	Dil Fac
Dichlorodifluoromethane	25	U	25		ug/m3			03/03/19 04:40	10
Freon 22	18	U	18		ug/m3			03/03/19 04:40	10
1,2-Dichlorotetrafluoroethane	14	U	14		ug/m3			03/03/19 04:40	10
Chloromethane	10	U	10		ug/m3			03/03/19 04:40	10
n-Butane	12	U	12		ug/m3			03/03/19 04:40	10
Vinyl chloride	5	U	5		ug/m3			03/03/19 04:40	10
1,3-Butadiene	4	U	4		ug/m3			03/03/19 04:40	10
Bromomethane	8	U	8		ug/m3			03/03/19 04:40	10
Chloroethane	13	U	13		ug/m3			03/03/19 04:40	10

TestAmerica Burlington

# Client Sample Results

Client: RT Environmental Services, Inc.  
Project/Site: Collins Street

TestAmerica Job ID: 200-47571-1

**Client Sample ID: SV-2**

**Lab Sample ID: 200-47571-2**

Date Collected: 02/22/19 09:20

Matrix: Air

Date Received: 02/26/19 10:37

Sample Container: Summa Canister 1L

## Method: TO-15 - Volatile Organic Compounds in Ambient Air (Continued)

Analyte	Result	Qualifier	RL	MDL	Unit	D	Prepared	Analyzed	Dil Fac
Bromoethene(Vinyl Bromide)	9	U	9		ug/m3			03/03/19 04:40	10
Trichlorofluoromethane	11	U	11		ug/m3			03/03/19 04:40	10
Freon TF	15	U	15		ug/m3			03/03/19 04:40	10
1,1-Dichloroethene	8	U	8		ug/m3			03/03/19 04:40	10
Acetone	120	U	120		ug/m3			03/03/19 04:40	10
Isopropyl alcohol	120	U	120		ug/m3			03/03/19 04:40	10
Carbon disulfide	16	U	16		ug/m3			03/03/19 04:40	10
3-Chloropropene	16	U	16		ug/m3			03/03/19 04:40	10
Methylene Chloride	17	U	17		ug/m3			03/03/19 04:40	10
tert-Butyl alcohol	150	U	150		ug/m3			03/03/19 04:40	10
Methyl tert-butyl ether	7	U	7		ug/m3			03/03/19 04:40	10
trans-1,2-Dichloroethene	8	U	8		ug/m3			03/03/19 04:40	10
n-Hexane	7	U	7		ug/m3			03/03/19 04:40	10
1,1-Dichloroethane	8	U	8		ug/m3			03/03/19 04:40	10
Methyl Ethyl Ketone	15	U	15		ug/m3			03/03/19 04:40	10
cis-1,2-Dichloroethene	8	U	8		ug/m3			03/03/19 04:40	10
1,2-Dichloroethene, Total	16	U	16		ug/m3			03/03/19 04:40	10
Chloroform	10	U	10		ug/m3			03/03/19 04:40	10
Tetrahydrofuran	150	U	150		ug/m3			03/03/19 04:40	10
1,1,1-Trichloroethane	11	U	11		ug/m3			03/03/19 04:40	10
Cyclohexane	7	U	7		ug/m3			03/03/19 04:40	10
Carbon tetrachloride	13	U	13		ug/m3			03/03/19 04:40	10
2,2,4-Trimethylpentane	9	U	9		ug/m3			03/03/19 04:40	10
Benzene	6	U	6		ug/m3			03/03/19 04:40	10
1,2-Dichloroethane	8	U	8		ug/m3			03/03/19 04:40	10
n-Heptane	8	U	8		ug/m3			03/03/19 04:40	10
Trichloroethene	11	U	11		ug/m3			03/03/19 04:40	10
Methyl methacrylate	20	U	20		ug/m3			03/03/19 04:40	10
1,2-Dichloropropane	9	U	9		ug/m3			03/03/19 04:40	10
1,4-Dioxane	180	U	180		ug/m3			03/03/19 04:40	10
Bromodichloromethane	13	U	13		ug/m3			03/03/19 04:40	10
cis-1,3-Dichloropropene	9	U	9		ug/m3			03/03/19 04:40	10
methyl isobutyl ketone	20	U	20		ug/m3			03/03/19 04:40	10
Toluene	8	U	8		ug/m3			03/03/19 04:40	10
trans-1,3-Dichloropropene	9	U	9		ug/m3			03/03/19 04:40	10
1,1,2-Trichloroethane	11	U	11		ug/m3			03/03/19 04:40	10
<b>Tetrachloroethene</b>	<b>52</b>		14		ug/m3			03/03/19 04:40	10
Methyl Butyl Ketone (2-Hexanone)	20	U	20		ug/m3			03/03/19 04:40	10
Dibromochloromethane	17	U	17		ug/m3			03/03/19 04:40	10
1,2-Dibromoethane	15	U	15		ug/m3			03/03/19 04:40	10
Chlorobenzene	9	U	9		ug/m3			03/03/19 04:40	10
Ethylbenzene	9	U	9		ug/m3			03/03/19 04:40	10
m,p-Xylene	22	U	22		ug/m3			03/03/19 04:40	10
Xylene, o-	9	U	9		ug/m3			03/03/19 04:40	10
Xylene (total)	30	U	30		ug/m3			03/03/19 04:40	10
Styrene	9	U	9		ug/m3			03/03/19 04:40	10
Bromoform	21	U	21		ug/m3			03/03/19 04:40	10
Cumene	10	U	10		ug/m3			03/03/19 04:40	10

TestAmerica Burlington

# Client Sample Results

Client: RT Environmental Services, Inc.  
Project/Site: Collins Street

TestAmerica Job ID: 200-47571-1

**Client Sample ID: SV-2**

**Lab Sample ID: 200-47571-2**

Date Collected: 02/22/19 09:20

Matrix: Air

Date Received: 02/26/19 10:37

Sample Container: Summa Canister 1L

**Method: TO-15 - Volatile Organic Compounds in Ambient Air (Continued)**

Analyte	Result	Qualifier	RL	MDL	Unit	D	Prepared	Analyzed	Dil Fac
1,1,2,2-Tetrachloroethane	14	U	14		ug/m3			03/03/19 04:40	10
n-Propylbenzene	10	U	10		ug/m3			03/03/19 04:40	10
4-Ethyltoluene	10	U	10		ug/m3			03/03/19 04:40	10
1,3,5-Trimethylbenzene	10	U	10		ug/m3			03/03/19 04:40	10
2-Chlorotoluene	10	U	10		ug/m3			03/03/19 04:40	10
tert-Butylbenzene	11	U *	11		ug/m3			03/03/19 04:40	10
1,2,4-Trimethylbenzene	10	U *	10		ug/m3			03/03/19 04:40	10
sec-Butylbenzene	11	U *	11		ug/m3			03/03/19 04:40	10
4-Isopropyltoluene	11	U *	11		ug/m3			03/03/19 04:40	10
1,3-Dichlorobenzene	12	U	12		ug/m3			03/03/19 04:40	10
1,4-Dichlorobenzene	12	U	12		ug/m3			03/03/19 04:40	10
Benzyl chloride	10	U	10		ug/m3			03/03/19 04:40	10
n-Butylbenzene	11	U *	11		ug/m3			03/03/19 04:40	10
1,2-Dichlorobenzene	12	U	12		ug/m3			03/03/19 04:40	10
1,2,4-Trichlorobenzene	37	U	37		ug/m3			03/03/19 04:40	10
Hexachlorobutadiene	21	U *	21		ug/m3			03/03/19 04:40	10
Naphthalene	26	U	26		ug/m3			03/03/19 04:40	10

**Client Sample ID: SV-3**

**Lab Sample ID: 200-47571-3**

Date Collected: 02/22/19 14:01

Matrix: Air

Date Received: 02/26/19 10:37

Sample Container: Summa Canister 1L

**Method: TO-15 - Volatile Organic Compounds in Ambient Air**

Analyte	Result	Qualifier	RL	MDL	Unit	D	Prepared	Analyzed	Dil Fac
Dichlorodifluoromethane	5.0	U	5.0		ppb v/v			03/03/19 05:31	10
Freon 22	5.0	U	5.0		ppb v/v			03/03/19 05:31	10
1,2-Dichlorotetrafluoroethane	2.0	U	2.0		ppb v/v			03/03/19 05:31	10
Chloromethane	5.0	U	5.0		ppb v/v			03/03/19 05:31	10
n-Butane	5.0	U	5.0		ppb v/v			03/03/19 05:31	10
Vinyl chloride	2.0	U	2.0		ppb v/v			03/03/19 05:31	10
1,3-Butadiene	2.0	U	2.0		ppb v/v			03/03/19 05:31	10
Bromomethane	2.0	U	2.0		ppb v/v			03/03/19 05:31	10
Chloroethane	5.0	U	5.0		ppb v/v			03/03/19 05:31	10
Bromoethene(Vinyl Bromide)	2.0	U	2.0		ppb v/v			03/03/19 05:31	10
Trichlorofluoromethane	2.0	U	2.0		ppb v/v			03/03/19 05:31	10
Freon TF	2.0	U	2.0		ppb v/v			03/03/19 05:31	10
1,1-Dichloroethene	2.0	U	2.0		ppb v/v			03/03/19 05:31	10
Acetone	50	U	50		ppb v/v			03/03/19 05:31	10
Isopropyl alcohol	50	U	50		ppb v/v			03/03/19 05:31	10
Carbon disulfide	5.0	U	5.0		ppb v/v			03/03/19 05:31	10
3-Chloropropene	5.0	U	5.0		ppb v/v			03/03/19 05:31	10
Methylene Chloride	5.0	U	5.0		ppb v/v			03/03/19 05:31	10
tert-Butyl alcohol	50	U	50		ppb v/v			03/03/19 05:31	10
Methyl tert-butyl ether	2.0	U	2.0		ppb v/v			03/03/19 05:31	10
trans-1,2-Dichloroethene	2.0	U	2.0		ppb v/v			03/03/19 05:31	10
n-Hexane	2.0	U	2.0		ppb v/v			03/03/19 05:31	10
<b>1,1-Dichloroethane</b>	<b>5.1</b>		2.0		ppb v/v			03/03/19 05:31	10
Methyl Ethyl Ketone	5.0	U	5.0		ppb v/v			03/03/19 05:31	10

TestAmerica Burlington

# Client Sample Results

Client: RT Environmental Services, Inc.  
Project/Site: Collins Street

TestAmerica Job ID: 200-47571-1

**Client Sample ID: SV-3**

**Lab Sample ID: 200-47571-3**

Date Collected: 02/22/19 14:01

Matrix: Air

Date Received: 02/26/19 10:37

Sample Container: Summa Canister 1L

**Method: TO-15 - Volatile Organic Compounds in Ambient Air (Continued)**

Analyte	Result	Qualifier	RL	MDL	Unit	D	Prepared	Analyzed	Dil Fac
cis-1,2-Dichloroethene	2.0	U	2.0		ppb v/v			03/03/19 05:31	10
1,2-Dichloroethene, Total	4.0	U	4.0		ppb v/v			03/03/19 05:31	10
<b>Chloroform</b>	<b>68</b>		2.0		ppb v/v			03/03/19 05:31	10
Tetrahydrofuran	50	U	50		ppb v/v			03/03/19 05:31	10
<b>1,1,1-Trichloroethane</b>	<b>52</b>		2.0		ppb v/v			03/03/19 05:31	10
Cyclohexane	2.0	U	2.0		ppb v/v			03/03/19 05:31	10
<b>Carbon tetrachloride</b>	<b>60</b>		2.0		ppb v/v			03/03/19 05:31	10
2,2,4-Trimethylpentane	2.0	U	2.0		ppb v/v			03/03/19 05:31	10
Benzene	2.0	U	2.0		ppb v/v			03/03/19 05:31	10
1,2-Dichloroethane	2.0	U	2.0		ppb v/v			03/03/19 05:31	10
n-Heptane	2.0	U	2.0		ppb v/v			03/03/19 05:31	10
<b>Trichloroethene</b>	<b>8.5</b>		2.0		ppb v/v			03/03/19 05:31	10
Methyl methacrylate	5.0	U	5.0		ppb v/v			03/03/19 05:31	10
1,2-Dichloropropane	2.0	U	2.0		ppb v/v			03/03/19 05:31	10
1,4-Dioxane	50	U	50		ppb v/v			03/03/19 05:31	10
Bromodichloromethane	2.0	U	2.0		ppb v/v			03/03/19 05:31	10
cis-1,3-Dichloropropene	2.0	U	2.0		ppb v/v			03/03/19 05:31	10
methyl isobutyl ketone	5.0	U	5.0		ppb v/v			03/03/19 05:31	10
Toluene	2.0	U	2.0		ppb v/v			03/03/19 05:31	10
trans-1,3-Dichloropropene	2.0	U	2.0		ppb v/v			03/03/19 05:31	10
1,1,2-Trichloroethane	2.0	U	2.0		ppb v/v			03/03/19 05:31	10
<b>Tetrachloroethene</b>	<b>2.0</b>		2.0		ppb v/v			03/03/19 05:31	10
Methyl Butyl Ketone (2-Hexanone)	5.0	U	5.0		ppb v/v			03/03/19 05:31	10
Dibromochloromethane	2.0	U	2.0		ppb v/v			03/03/19 05:31	10
1,2-Dibromoethane	2.0	U	2.0		ppb v/v			03/03/19 05:31	10
Chlorobenzene	2.0	U	2.0		ppb v/v			03/03/19 05:31	10
Ethylbenzene	2.0	U	2.0		ppb v/v			03/03/19 05:31	10
m,p-Xylene	5.0	U	5.0		ppb v/v			03/03/19 05:31	10
Xylene, o-	2.0	U	2.0		ppb v/v			03/03/19 05:31	10
Xylene (total)	7.0	U	7.0		ppb v/v			03/03/19 05:31	10
Styrene	2.0	U	2.0		ppb v/v			03/03/19 05:31	10
Bromoform	2.0	U	2.0		ppb v/v			03/03/19 05:31	10
Cumene	2.0	U	2.0		ppb v/v			03/03/19 05:31	10
1,1,2,2-Tetrachloroethane	2.0	U	2.0		ppb v/v			03/03/19 05:31	10
n-Propylbenzene	2.0	U	2.0		ppb v/v			03/03/19 05:31	10
4-Ethyltoluene	2.0	U	2.0		ppb v/v			03/03/19 05:31	10
1,3,5-Trimethylbenzene	2.0	U	2.0		ppb v/v			03/03/19 05:31	10
2-Chlorotoluene	2.0	U	2.0		ppb v/v			03/03/19 05:31	10
tert-Butylbenzene	2.0	U *	2.0		ppb v/v			03/03/19 05:31	10
1,2,4-Trimethylbenzene	2.0	U *	2.0		ppb v/v			03/03/19 05:31	10
sec-Butylbenzene	2.0	U *	2.0		ppb v/v			03/03/19 05:31	10
4-Isopropyltoluene	2.0	U *	2.0		ppb v/v			03/03/19 05:31	10
1,3-Dichlorobenzene	2.0	U	2.0		ppb v/v			03/03/19 05:31	10
1,4-Dichlorobenzene	2.0	U	2.0		ppb v/v			03/03/19 05:31	10
Benzyl chloride	2.0	U	2.0		ppb v/v			03/03/19 05:31	10
n-Butylbenzene	2.0	U *	2.0		ppb v/v			03/03/19 05:31	10
1,2-Dichlorobenzene	2.0	U	2.0		ppb v/v			03/03/19 05:31	10
1,2,4-Trichlorobenzene	5.0	U	5.0		ppb v/v			03/03/19 05:31	10

TestAmerica Burlington

# Client Sample Results

Client: RT Environmental Services, Inc.  
Project/Site: Collins Street

TestAmerica Job ID: 200-47571-1

**Client Sample ID: SV-3**

**Lab Sample ID: 200-47571-3**

**Date Collected: 02/22/19 14:01**

**Matrix: Air**

**Date Received: 02/26/19 10:37**

**Sample Container: Summa Canister 1L**

**Method: TO-15 - Volatile Organic Compounds in Ambient Air (Continued)**

Analyte	Result	Qualifier	RL	MDL	Unit	D	Prepared	Analyzed	Dil Fac
Hexachlorobutadiene	2.0	U *	2.0		ppb v/v			03/03/19 05:31	10
Naphthalene	5.0	U	5.0		ppb v/v			03/03/19 05:31	10
Analyte	Result	Qualifier	RL	MDL	Unit	D	Prepared	Analyzed	Dil Fac
Dichlorodifluoromethane	25	U	25		ug/m3			03/03/19 05:31	10
Freon 22	18	U	18		ug/m3			03/03/19 05:31	10
1,2-Dichlorotetrafluoroethane	14	U	14		ug/m3			03/03/19 05:31	10
Chloromethane	10	U	10		ug/m3			03/03/19 05:31	10
n-Butane	12	U	12		ug/m3			03/03/19 05:31	10
Vinyl chloride	5	U	5		ug/m3			03/03/19 05:31	10
1,3-Butadiene	4	U	4		ug/m3			03/03/19 05:31	10
Bromomethane	8	U	8		ug/m3			03/03/19 05:31	10
Chloroethane	13	U	13		ug/m3			03/03/19 05:31	10
Bromoethene(Vinyl Bromide)	9	U	9		ug/m3			03/03/19 05:31	10
Trichlorofluoromethane	11	U	11		ug/m3			03/03/19 05:31	10
Freon TF	15	U	15		ug/m3			03/03/19 05:31	10
1,1-Dichloroethene	8	U	8		ug/m3			03/03/19 05:31	10
Acetone	120	U	120		ug/m3			03/03/19 05:31	10
Isopropyl alcohol	120	U	120		ug/m3			03/03/19 05:31	10
Carbon disulfide	16	U	16		ug/m3			03/03/19 05:31	10
3-Chloropropene	16	U	16		ug/m3			03/03/19 05:31	10
Methylene Chloride	17	U	17		ug/m3			03/03/19 05:31	10
tert-Butyl alcohol	150	U	150		ug/m3			03/03/19 05:31	10
Methyl tert-butyl ether	7	U	7		ug/m3			03/03/19 05:31	10
trans-1,2-Dichloroethene	8	U	8		ug/m3			03/03/19 05:31	10
n-Hexane	7	U	7		ug/m3			03/03/19 05:31	10
<b>1,1-Dichloroethane</b>	<b>21</b>		8		ug/m3			03/03/19 05:31	10
Methyl Ethyl Ketone	15	U	15		ug/m3			03/03/19 05:31	10
cis-1,2-Dichloroethene	8	U	8		ug/m3			03/03/19 05:31	10
1,2-Dichloroethene, Total	16	U	16		ug/m3			03/03/19 05:31	10
<b>Chloroform</b>	<b>330</b>		10		ug/m3			03/03/19 05:31	10
Tetrahydrofuran	150	U	150		ug/m3			03/03/19 05:31	10
<b>1,1,1-Trichloroethane</b>	<b>290</b>		11		ug/m3			03/03/19 05:31	10
Cyclohexane	7	U	7		ug/m3			03/03/19 05:31	10
<b>Carbon tetrachloride</b>	<b>370</b>		13		ug/m3			03/03/19 05:31	10
2,2,4-Trimethylpentane	9	U	9		ug/m3			03/03/19 05:31	10
Benzene	6	U	6		ug/m3			03/03/19 05:31	10
1,2-Dichloroethane	8	U	8		ug/m3			03/03/19 05:31	10
n-Heptane	8	U	8		ug/m3			03/03/19 05:31	10
<b>Trichloroethene</b>	<b>46</b>		11		ug/m3			03/03/19 05:31	10
Methyl methacrylate	20	U	20		ug/m3			03/03/19 05:31	10
1,2-Dichloropropane	9	U	9		ug/m3			03/03/19 05:31	10
1,4-Dioxane	180	U	180		ug/m3			03/03/19 05:31	10
Bromodichloromethane	13	U	13		ug/m3			03/03/19 05:31	10
cis-1,3-Dichloropropene	9	U	9		ug/m3			03/03/19 05:31	10
methyl isobutyl ketone	20	U	20		ug/m3			03/03/19 05:31	10
Toluene	8	U	8		ug/m3			03/03/19 05:31	10
trans-1,3-Dichloropropene	9	U	9		ug/m3			03/03/19 05:31	10
1,1,2-Trichloroethane	11	U	11		ug/m3			03/03/19 05:31	10

TestAmerica Burlington

# Client Sample Results

Client: RT Environmental Services, Inc.  
Project/Site: Collins Street

TestAmerica Job ID: 200-47571-1

**Client Sample ID: SV-3**

**Lab Sample ID: 200-47571-3**

Date Collected: 02/22/19 14:01

Matrix: Air

Date Received: 02/26/19 10:37

Sample Container: Summa Canister 1L

## Method: TO-15 - Volatile Organic Compounds in Ambient Air (Continued)

Analyte	Result	Qualifier	RL	MDL	Unit	D	Prepared	Analyzed	Dil Fac
<b>Tetrachloroethene</b>	<b>13</b>		14		ug/m3			03/03/19 05:31	10
Methyl Butyl Ketone (2-Hexanone)	20	U	20		ug/m3			03/03/19 05:31	10
Dibromochloromethane	17	U	17		ug/m3			03/03/19 05:31	10
1,2-Dibromoethane	15	U	15		ug/m3			03/03/19 05:31	10
Chlorobenzene	9	U	9		ug/m3			03/03/19 05:31	10
Ethylbenzene	9	U	9		ug/m3			03/03/19 05:31	10
m,p-Xylene	22	U	22		ug/m3			03/03/19 05:31	10
Xylene, o-	9	U	9		ug/m3			03/03/19 05:31	10
Xylene (total)	30	U	30		ug/m3			03/03/19 05:31	10
Styrene	9	U	9		ug/m3			03/03/19 05:31	10
Bromoform	21	U	21		ug/m3			03/03/19 05:31	10
Cumene	10	U	10		ug/m3			03/03/19 05:31	10
1,1,2,2-Tetrachloroethane	14	U	14		ug/m3			03/03/19 05:31	10
n-Propylbenzene	10	U	10		ug/m3			03/03/19 05:31	10
4-Ethyltoluene	10	U	10		ug/m3			03/03/19 05:31	10
1,3,5-Trimethylbenzene	10	U	10		ug/m3			03/03/19 05:31	10
2-Chlorotoluene	10	U	10		ug/m3			03/03/19 05:31	10
tert-Butylbenzene	11	U *	11		ug/m3			03/03/19 05:31	10
1,2,4-Trimethylbenzene	10	U *	10		ug/m3			03/03/19 05:31	10
sec-Butylbenzene	11	U *	11		ug/m3			03/03/19 05:31	10
4-Isopropyltoluene	11	U *	11		ug/m3			03/03/19 05:31	10
1,3-Dichlorobenzene	12	U	12		ug/m3			03/03/19 05:31	10
1,4-Dichlorobenzene	12	U	12		ug/m3			03/03/19 05:31	10
Benzyl chloride	10	U	10		ug/m3			03/03/19 05:31	10
n-Butylbenzene	11	U *	11		ug/m3			03/03/19 05:31	10
1,2-Dichlorobenzene	12	U	12		ug/m3			03/03/19 05:31	10
1,2,4-Trichlorobenzene	37	U	37		ug/m3			03/03/19 05:31	10
Hexachlorobutadiene	21	U *	21		ug/m3			03/03/19 05:31	10
Naphthalene	26	U	26		ug/m3			03/03/19 05:31	10

# Lab Chronicle

Client: RT Environmental Services, Inc.  
Project/Site: Collins Street

TestAmerica Job ID: 200-47571-1

## Client Sample ID: SV-1

Date Collected: 02/22/19 13:20

Date Received: 02/26/19 10:37

Lab Sample ID: 200-47571-1

Matrix: Air

Prep Type	Batch Type	Batch Method	Run	Dilution Factor	Batch Number	Prepared or Analyzed	Analyst	Lab
Total/NA	Analysis	TO-15		10	140447	03/03/19 03:49	A1B	TAL BUR

## Client Sample ID: SV-2

Date Collected: 02/22/19 09:20

Date Received: 02/26/19 10:37

Lab Sample ID: 200-47571-2

Matrix: Air

Prep Type	Batch Type	Batch Method	Run	Dilution Factor	Batch Number	Prepared or Analyzed	Analyst	Lab
Total/NA	Analysis	TO-15		10	140447	03/03/19 04:40	A1B	TAL BUR

## Client Sample ID: SV-3

Date Collected: 02/22/19 14:01

Date Received: 02/26/19 10:37

Lab Sample ID: 200-47571-3

Matrix: Air

Prep Type	Batch Type	Batch Method	Run	Dilution Factor	Batch Number	Prepared or Analyzed	Analyst	Lab
Total/NA	Analysis	TO-15		10	140447	03/03/19 05:31	A1B	TAL BUR

### Laboratory References:

TAL BUR = TestAmerica Burlington, 30 Community Drive, Suite 11, South Burlington, VT 05403, TEL (802)660-1990

# Accreditation/Certification Summary

Client: RT Environmental Services, Inc.  
Project/Site: Collins Street

TestAmerica Job ID: 200-47571-1

## Laboratory: TestAmerica Burlington

All accreditations/certifications held by this laboratory are listed. Not all accreditations/certifications are applicable to this report.

Authority	Program	EPA Region	Identification Number	Expiration Date
ANAB	DoD / DOE		L2336	02-25-20
Connecticut	State Program	1	PH-0751	09-30-19
DE Haz. Subst. Cleanup Act (HSCA)	State Program	3	NA	02-01-19 *
Florida	NELAP	4	E87467	06-30-19
Maine	State Program	1	VT00008	04-17-19 *
Minnesota	NELAP	5	050-999-436	12-31-19
New Hampshire	NELAP	1	2006	12-18-19
New Jersey	NELAP	2	VT972	06-30-19
New York	NELAP	2	10391	04-01-19 *
Pennsylvania	NELAP	3	68-00489	04-30-19 *
Rhode Island	State Program	1	LAO00298	12-30-19
US Fish & Wildlife	Federal		LE-058448-0	07-31-19
USDA	Federal		P330-11-00093	07-24-20
Vermont	State Program	1	VT-4000	12-31-19
Virginia	NELAP	3	460209	12-14-19

\* Accreditation/Certification renewal pending - accreditation/certification considered valid.

TestAmerica Burlington



# Method Summary

Client: RT Environmental Services, Inc.  
Project/Site: Collins Street

TestAmerica Job ID: 200-47571-1

---

Method	Method Description	Protocol	Laboratory
TO-15	Volatile Organic Compounds in Ambient Air	EPA	TAL BUR

---

**Protocol References:**

EPA = US Environmental Protection Agency

**Laboratory References:**

TAL BUR = TestAmerica Burlington, 30 Community Drive, Suite 11, South Burlington, VT 05403, TEL (802)660-1990



# Sample Summary

Client: RT Environmental Services, Inc.  
Project/Site: Collins Street

TestAmerica Job ID: 200-47571-1

Lab Sample ID	Client Sample ID	Matrix	Collected	Received
200-47571-1	SV-1	Air	02/22/19 13:20	02/26/19 10:37
200-47571-2	SV-2	Air	02/22/19 09:20	02/26/19 10:37
200-47571-3	SV-3	Air	02/22/19 14:01	02/26/19 10:37

- 1
- 2
- 3
- 4
- 5
- 6
- 7
- 8
- 9
- 10
- 11

**TestAmerica Burlington**  
30 Community Drive  
Suite 11  
South Burlington, VT 05403-6809  
phone 802.660.1990 fax 802.660.1919

**Canister Samples Chain of Custody Record**

**450-KOP**

**TestAmerica**  
THE LEADER IN ENVIRONMENTAL TESTING

TestAmerica Laboratories, Inc. assumes no liability with respect to the collection and shipment of these samples.

TestAmerica Laboratories, Inc.

Client Contact Information  
Company Name: **RT GW**  
Address:  
City/State/Zip: **KOP VT**  
Phone:  
FAX:  
Project Name: **Callings Street**  
Site/Location: **Philadelphia, PA**  
P O #: **2423-020-02**

Client Project Manager: **Tom J. Lynch** Samples Collected By: **Alex Schreder**  
Phone:  
Email:  
Site Contact:  
Tel/Fax:  
Analysis Turnaround Time  
Standard (Specify):  
Rush (Specify):

Sample Identification  
COC No: **1** of **1** COCs  
For Lab Use Only:  
Walk-in Client:  
Lab Sampling:  
Job / SDG No.:  
(See below for Add'l Items)  
Sample Specific Notes:

Sample Date(s)	Time Start	Time Stop	Canister Vacuum in Field, "Hg (Start)	Canister Field, "Hg (Stop)	Flow Controller ID	Canister ID	TO-14/15 (Standard / Low Level)		TO-15 SIM	EPA 3C	EPA 25C	ASTM D-1946	EPA 15/16	Other (Please specify in notes section)	Sample Type	Indoor Air/Ambient Air	Sub-Slab	Soil Gas	Soil Vapor Extraction (SVE)	Landfill Gas	Other (Please specify in notes section)	
							X	X														
SU-1	7:22	13:20	-30	-25	5011	6278	X	X														
SU-2	9:15	9:20	-30	-4	6707	6296	X	X														
SU-3	13:56	14:01	-29	-3	3809	6101	X	X														

Special Instructions/QC Requirements & Comments:  
Temperature (Fahrenheit)  
Start Interior  
Stop Ambient  
Pressure (Inches of Hg)  
Start Interior  
Stop Ambient

Samples Shipped by: **Tom Schreder**  
Date / Time: **1/22/18 4:52**  
Samples Relinquished by: **Tom Schreder**  
Date / Time: **2/25/19 8:41**  
Relinquished By: **Tom Schreder**

Lab Use Only: Shipper Name: **RT GW**  
Opened by: **Tom Schreder**  
Condition:  
Samples Received by: **Tom Schreder**  
Received By: **Tom Schreder**  
Received by: **Tom Schreder**  
200-47571 Chain of Custody



ORIGIN ID: KPDA (484) 685-0873  
SHIPPING  
TESTAMERICA KING OF PRUSSIA  
1010 W 9TH AVE  
SUITE 50  
KING OF PRUSSIA, PA 19406  
UNITED STATES US

SHIP DATE: 25FEB19  
ACTWGT: 12.00 LB MAN  
CAD: 0400947/CAFE3211

BILL RECIPIENT

TO **SAMPLE RECEIPT**  
**TESTAMERICA BURLINGTON**  
**30 COMMUNITY DRIVE**

**SOUTH BURLINGTON VT 054036809**


(802) 860-1990

TRU:

PO:

REF:

DEPT:



**FedEx**  
Express



J1811180680100

TRK# 4701 5515 5360  
0201

**TUE - 26 FEB 10:30A**  
**PRIORITY OVERNIGHT**

**NC BTVA**

**05403**  
VT-US **BTVA**



551C2/0E3D/104C

10

# Login Sample Receipt Checklist

Client: RT Environmental Services, Inc.

Job Number: 200-47571-1

**Login Number: 47571**

**List Source: TestAmerica Burlington**

**List Number: 1**

**Creator: Hall, Samuel C**

Question	Answer	Comment
Radioactivity wasn't checked or is <math>\leq</math> background as measured by a survey meter.	True	Lab does not accept radioactive samples.
The cooler's custody seal, if present, is intact.	True	591371
Sample custody seals, if present, are intact.	True	
The cooler or samples do not appear to have been compromised or tampered with.	True	
Samples were received on ice.	N/A	Thermal preservation not required.
Cooler Temperature is acceptable.	True	
Cooler Temperature is recorded.	N/A	Thermal preservation not required.
COC is present.	True	
COC is filled out in ink and legible.	True	
COC is filled out with all pertinent information.	True	
Is the Field Sampler's name present on COC?	True	AS
There are no discrepancies between the containers received and the COC.	True	
Samples are received within Holding Time (excluding tests with immediate HTs)	True	
Sample containers have legible labels.	True	
Containers are not broken or leaking.	True	
Sample collection date/times are provided.	True	
Appropriate sample containers are used.	True	
Sample bottles are completely filled.	N/A	
Sample Preservation Verified.	True	
There is sufficient vol. for all requested analyses, incl. any requested MS/MSDs	True	
Containers requiring zero headspace have no headspace or bubble is <math><6\text{mm}</math> (1/4").	N/A	
Multiphasic samples are not present.	True	
Samples do not require splitting or compositing.	True	
Residual Chlorine Checked.	N/A	



**APPENDIX B**  
**FIELD ACTIVITY LOGS**

**RT ENVIRONMENTAL SERVICES, INC.  
FIELD ACTIVITY LOG**

CC: WH, JLL, EFB, File

Client:		Project # <u>2043-020</u>	Name: <u>Aaron Schneider</u>	
Job Location: <u>Philadelphia, PA</u>		Date: <u>2/22/19</u>	Weather: <u>overcast mid 30s-40s</u>	
Site Address: <u>5320 Collins St</u>				
Equipment: <u>monsoon pump, battery, tubing</u>				
Equipment Calibration: Model:				
PID: Gas/Lot#:		Gas ppm=	Instrument ppm=	
H & S: Hospital Name:				
Location:			Number:	
Police:			Number:	
Explosive Atmosphere/Conditions:			Yes	No
Utility Clearance		Client Approval: _____		
Serial #	(On-Site Utilities)	Name	Date/Time	
Drums on Site:	No	<input checked="" type="radio"/> Yes	Soil Pile:	No Yes/Size
<b>FIELD ACTIVITY:</b>				
<u>RT on site 7:00 am</u>				
<u>MW-1 purge, DTW, Sampled @ 8:00</u>				
<u>MW 18S purge, DTW, Sampled @ 9:40</u>				
<u>MW 18D purge, DTW, Sampled @ 10:30</u>				
<u>MW 19S DTW, purge, Sampled @ 11:55</u>				
<u>MW 19D DTW, purge, Sampled @ 12:57</u>				
<u>MW 17S DTW, purge, Sampled @ 14:50</u>				
<u>MW <del>16S</del> DTW, purge, Sampled @ <del>14:15</del> 15:15</u>				
<u>MW 16D DTW, purge, Sampled @ 15:40</u>				
<u>Samples to lab 2/22/19</u>				
Comments: <u>field env rental of monsoon pump, battery and controller called off 3:40 pm</u>				

Signature: 

Page 1 of 10



RT Environmental Services, Inc.

Your Solution-Oriented Environmental Services Firm

SAMPLING LOCATION:

MW 1

Project Name: <u>Collins Street</u>	Project Location: <u>Philadelphia PA</u>
Sampler: <u>Aaron Schwardt</u>	RT Project Number: <u>2043-020</u>

Date: <u>2/22/19</u>	Weather Cond.: <input type="checkbox"/> Sunny <input type="checkbox"/> Rainy <input checked="" type="checkbox"/> Overcast <input type="checkbox"/> Other:
Air Temp.: <u>37</u> °F <input checked="" type="checkbox"/> °C <input type="checkbox"/>	

PURGING		SAMPLING	
Well Diameter: <input checked="" type="checkbox"/> 2" <input type="checkbox"/> 4" Screen Interval:		Date/Time Sampled: <u>2/22/19 8:00</u>	
Current	Previous	Depth to Water: <u>14.50 ft</u>	
[ <u>2/22/19</u> ]	[ / / ]	Sampling Method: <input checked="" type="checkbox"/> Pump <input type="checkbox"/> Bailer <input type="checkbox"/> Other	
Depth to Water: <u>14.21</u> ft.	ft.	Parameters	
Total Well Depth: <u>25.63</u> ft.	ft.	<input checked="" type="checkbox"/> VOCs <input type="checkbox"/> VOCs +10 <input type="checkbox"/> SVOCs <input type="checkbox"/> TAL-Metals <input type="checkbox"/> Pest./Herb. <input type="checkbox"/> PAHs <input type="checkbox"/> PCBs <input type="checkbox"/> Other: Wet Chem. Parameters <input type="checkbox"/> Other: <u>PA Fuel #2</u>	
Height of Water Column: <u>11.44</u> ft.		Date to Lab: <u>2/22/19</u>	
Well Volume: <u>1.86</u> gal.		Laboratory: <u>TA</u>	
4 -inch well = (Height of water column in feet) x (0.653)		Comments:	
2 -inch well = (Height of water column in feet) x (0.163)			
Purge Volume: <u>5.59</u> gal. [Well volume x3]			
Depth to Pump Intake: <u>220</u> ft.			
Start Purge Time: <u>7:15</u>			
End Purge Time: <u>7:55</u>			
Purge Rate: <u>0.5</u> gal./min.			
Purge Duration: <u>220 min</u>			
Total Volume Purged: <u>220</u> gal.			
Purge Method: <input checked="" type="checkbox"/> Pump <input type="checkbox"/> Bailer			
Comments: <u>thick rust colored. purge 7:15-7:25 stopped to clean pump. rest from 7:40-7:55</u>			

Field Data

Time (24-hr.)										
Temperature (°C)										
ductance (µS/cm)										
DO (mg/L)										
pH										
ORP (mV)										
Turbidity										





RT Environmental Services, Inc.

Your Solution-Oriented Environmental Services Firm

SAMPLING LOCATION:

MW 185

Project Name: <u>Collins St</u>	Project Location: <u>Philadelphia, PA</u>
Sampler: <u>A. Schroeder</u>	RT Project Number: <u>2013-020</u>

Date: <u>2/22/19</u>	Weather Cond.: <input checked="" type="checkbox"/> Sunny <input type="checkbox"/> Rainy <input checked="" type="checkbox"/> Overcast <input type="checkbox"/> Other:
Air Temp.: <u>40</u> °F <input checked="" type="checkbox"/> °C <input type="checkbox"/>	

<b>PURGING</b>		<b>SAMPLING</b>	
Well Diameter: 2" <input checked="" type="checkbox"/> 4" <input type="checkbox"/>	Screen Interval:	Date/Time Sampled: <u>2/22/19 8:40</u>	
Current	Previous		

Depth to Water: <u>14.62</u> ft.	<u>17/2/19</u> <u>15.35</u> ft.	Depth to Water: <u>22.96'</u>
Total Well Depth: <u>76.65</u> ft.	<u>76.65</u> ft.	Sampling Method: <input checked="" type="checkbox"/> Pump <input type="checkbox"/> Bailer <input type="checkbox"/> Other

Height of Water Column: <u>120.3</u> ft.	Well Volume: <u>1.96</u> gal.	Parameters: <input checked="" type="checkbox"/> VOCs <input type="checkbox"/> VOCs +10 <input type="checkbox"/> SVOCs <input type="checkbox"/> TAL-Metals <input type="checkbox"/> Pest./Herb. <input type="checkbox"/> PAHs <input type="checkbox"/> PCBs <input type="checkbox"/> Other: Wet Chem. Parameters <input checked="" type="checkbox"/> Other: <u>PA End #2</u>
4-inch well = (Height of water column in feet) x (0.653)		
2-inch well = (Height of water column in feet) x (0.163)		
Purge Volume: <u>5.88</u> gal. [Well volume x3]		
Depth to Pump Intake: <u>201</u> ft.		
Start Purge Time: <u>9:15</u>		
End Purge Time: <u>9:36</u>		
Purge Rate: <u>0.25</u> gal./min.		Date to Lab: <u>2/22/19</u>
Purge Duration: <u>20 min</u>		Laboratory: <u>TA</u>
Total Volume Purged: <u>5.8</u> gal.		
Purge Method: <input checked="" type="checkbox"/> Pump <input type="checkbox"/> Bailer		

Comments: <u>light tan quick draw down</u>	Comments:
--	-----------

Field Data

Time (24-hr.)										
Temperature (°C)										
Conductance (µS/cm)										
DO (mg/L)										
pH										
ORP (mV)										
Turbidity										



RT Environmental Services, Inc.

Your Solution-Oriented Environmental Services Firm

SAMPLING LOCATION:

MW 18D

Project Name: <u>Collins St.</u>		Project Location: <u>Philadelphia, PA</u>	
Sampler: <u>A. Schneider</u>		RT Project Number: <u>2013-020</u>	
Date: <u>2/22/19</u>		Weather Cond.: <input type="checkbox"/> Sunny <input type="checkbox"/> Rainy <input checked="" type="checkbox"/> Overcast <input type="checkbox"/> Other:	
Air Temp.: <u>40</u> °F <input checked="" type="checkbox"/> °C <input type="checkbox"/>			
<b>PURGING</b>		<b>SAMPLING</b>	
Well Diameter: 2" <input checked="" type="checkbox"/> 4" <input type="checkbox"/> Screen Interval:		Date/Time Sampled: <u>2/22/19 10:31</u>	
Current	Previous	Depth to Water: <u>40.32 ft</u>	
<u>[2/22/19]</u>	<u>[1/2/19]</u>	Sampling Method: <input checked="" type="checkbox"/> Pump <input type="checkbox"/> Bailer <input type="checkbox"/> Other	
Depth to Water: <u>14.71</u> ft.	<u>15.15</u> ft.	Parameters <input checked="" type="checkbox"/> VOCs <input type="checkbox"/> VOCs +10 <input type="checkbox"/> SVOCs <input type="checkbox"/> TAL-Metals <input type="checkbox"/> Pest./Herb. <input type="checkbox"/> PAHs <input type="checkbox"/> PCBs <input type="checkbox"/> Other: Wet Chem. Parameters <input type="checkbox"/> Other: <u>PA fuel #2</u>	
Total Well Depth: <u>54.50</u> ft.	<u>52.51</u> ft.		
Height of Water Column: <u>39.79</u> ft.			
Well Volume: <u>6.48</u> gal.			
4 -inch well = (Height of water column in feet) x (0.653)			
2 -inch well = (Height of water column in feet) x (0.163)			
Purge Volume: <u>19.5</u> gal. [Well volume x3]		Date to Lab: <u>2/22/19</u>	
Depth to Pump Intake: <u>245</u> ft.		Laboratory: <u>TA</u>	
Start Purge Time: <u>9:50</u>		Comments:	
End Purge Time: <u>10:30</u>			
Purge Rate: <u>0.5</u> gal./min.			
Purge Duration: <u>40 min</u>			
Total Volume Purged: <u>200</u> gal.		Comments:	
Purge Method: <input checked="" type="checkbox"/> Pump <input type="checkbox"/> Bailer			
Comments: <u>Clear</u>			

Field Data

Time (24-hr.)									
Temperature (°C)									
ductance (µS/cm)									
DO (mg/L)									
pH									
ORP (mV)									
Turbidity									



RT Environmental Services, Inc.

Your Solution-Oriented Environmental Services Firm

SAMPLING LOCATION:

MW 195

Project Name: Collins St.	Project Location: Philadelphia PA
Sampler: A. Schneider	RT Project Number: 2015-020

Date: 2/22/19	Weather Cond.: <input type="checkbox"/> Sunny <input type="checkbox"/> Rainy <input checked="" type="checkbox"/> Overcast
Air Temp.: 45 °F <input checked="" type="checkbox"/> °C <input type="checkbox"/>	<input type="checkbox"/> Other:
<b>PURGING</b>	
<b>SAMPLING</b>	
Well Diameter: 2" <input checked="" type="checkbox"/> 4" <input type="checkbox"/> Screen Interval:	Date/Time Sampled: 2/22/19 11:55
Current: [2/22/19]	Previous: [1/2/15]
Depth to Water: 14.01 ft.	Depth to Water: 22.34 ft.
Total Well Depth: 26.56 ft.	Sampling Method: <input checked="" type="checkbox"/> Pump <input type="checkbox"/> Bailer <input type="checkbox"/> Other
Height of Water Column: 12.55 ft.	Parameters <input checked="" type="checkbox"/> VOCs <input type="checkbox"/> VOCs +10 <input type="checkbox"/> SVOCs <input type="checkbox"/> TAL-Metals <input type="checkbox"/> Pest./Herb. <input type="checkbox"/> PAHs <input type="checkbox"/> PCBs <input type="checkbox"/> Other: Wet Chem. Parameters <input type="checkbox"/> Other: PA fuel #2
Well Volume: 2.04 gal.	
4 -inch well = (Height of water column in feet) x (0.653)	
2-inch well = (Height of water column in feet) x (0.163)	
Purge Volume: 6.14 gal. [Well volume x3]	
Depth to Pump Intake: 222 ft.	Date to Lab: 2/22/19
Start Purge Time: 11:30	Laboratory: TA
End Purge Time: 11:50	Comments:
Purge Rate: 0.3 gal./min.	
Purge Duration: 20 min	
Total Volume Purged: 26 gal.	
Purge Method: <input checked="" type="checkbox"/> Pump <input type="checkbox"/> Bailer	
Comments: light tan	

Field Data

Time (24-hr.)										
Temperature (°C)										
ductance (µS/cm)										
DO (mg/L)										
pH										
ORP (mV)										
Turbidity										



RT Environmental Services, Inc.

Your Solution-Oriented Environmental Services Firm

SAMPLING LOCATION:

MW 19 D

Project Name: <u>Collins St.</u>	Project Location: <u>Philadelphia</u>
Sampler: <u>A. Schneider</u>	RT Project Number: <u>2013-020</u>

Date: <u>2/22/19</u>	Weather Cond.:
Air Temp.: <u>45</u> °F <input type="checkbox"/> °C <input type="checkbox"/>	<input type="checkbox"/> Sunny <input type="checkbox"/> Rainy <input checked="" type="checkbox"/> Overcast
	<input type="checkbox"/> Other:

PURGING	SAMPLING
---------	----------

Well Diameter: 2" <input checked="" type="checkbox"/> 4" <input type="checkbox"/> Screen Interval:	Date/Time Sampled: <u>2/22/19 12:57</u>
Current	Previous
[ <u>2/22/19</u> ]	[ <u>1/2/19</u> ]

Depth to Water: <u>14.55</u> ft.	<u>14.45</u> ft.	Depth to Water: <u>30.13 ft</u>
Total Well Depth: <u>51.91</u> ft.	<u>51.95</u> ft.	Sampling Method: <input checked="" type="checkbox"/> Pump <input type="checkbox"/> Bailer <input type="checkbox"/> Other

Height of Water Column: <u>36.8</u> ft.	Parameters
---	------------

Well Volume: <u>6.00</u> gal.	<input checked="" type="checkbox"/> VOCs <input type="checkbox"/> VOCs +10
4-inch well = (Height of water column in feet) x (0.653)	<input type="checkbox"/> SVOCs <input type="checkbox"/> TAL-Metals
2-inch well = (Height of water column in feet) x (0.163)	<input type="checkbox"/> Pest./Herb. <input type="checkbox"/> PAHs
Purge Volume: <u>18.02</u> gal. [Well volume x3]	<input type="checkbox"/> PCBs <input type="checkbox"/> Other: Wet Chem. Parameters
Depth to Pump Intake: <u>~45</u> ft.	<input type="checkbox"/> Other: <u>PA Fuel #2</u>
Start Purge Time: <u>12:30</u>	
End Purge Time: <u>12:36</u>	
Purge Rate: <u>0.5</u> gal./min.	Date to Lab: <u>2/22/19</u>
Purge Duration: <u>36 min</u>	Laboratory: <u>TA</u>
Total Volume Purged: <u>~18</u> gal.	
Purge Method: <input checked="" type="checkbox"/> Pump <input type="checkbox"/> Bailer	

Comments: <u>Clear</u>	Comments:
------------------------	-----------

Field Data

Time (24-hr.)									
Temperature (°C)									
ductance (µS/cm)									
DO (mg/L)									
pH									
ORP (mV)									
Turbidity									



RT Environmental Services, Inc.

Your Solution-Oriented Environmental Services Firm

SAMPLING LOCATION:

MW 175

Project Name: Collins St		Project Location: Philadelphia	
Sampler: A Schneider		RT Project Number: 2023-020	
Date: 2/22/19		Weather Cond.: <input type="checkbox"/> Sunny <input type="checkbox"/> Rainy <input checked="" type="checkbox"/> Overcast <input type="checkbox"/> Other:	
Air Temp.: 45 °F <input checked="" type="checkbox"/> C <input type="checkbox"/>			
<b>PURGING</b>		<b>SAMPLING</b>	
Well Diameter: 2" <input checked="" type="checkbox"/> 4" <input type="checkbox"/> Screen Interval:		Date/Time Sampled: 2/22/19 14:50	
Current		Previous	
[2/22/19]		[1/2/19]	
Depth to Water: 10.05 ft.		Depth to Water: 16.35 ft.	
Total Well Depth: 26.41 ft.		Total Well Depth: 26.75 ft.	
Height of Water Column: 16.36 ft.		Sampling Method: <input checked="" type="checkbox"/> Pump <input type="checkbox"/> Bailer <input type="checkbox"/> Other	
Well Volume: 2.66 gal.		Parameters	
4-inch well = (Height of water column in feet) x (0.653)		<input checked="" type="checkbox"/> VOCs <input type="checkbox"/> VOCs +10	
2-inch well = (Height of water column in feet) x (0.163)		<input type="checkbox"/> SVOCs <input type="checkbox"/> TAL-Metals	
Purge Volume: 8 gal. [Well volume x3]		<input type="checkbox"/> Pest./Herb. <input type="checkbox"/> PAHs	
Depth to Pump Intake: 223 ft.		<input type="checkbox"/> PCBs <input type="checkbox"/> Other: Wet Chem. Parameters	
Start Purge Time: 14:35		<input checked="" type="checkbox"/> Other: PA Fuel #2	
End Purge Time: 14:45		Date to Lab: 2/22/19	
Purge Rate: 1 gal./min.		Laboratory: TA	
Purge Duration: 10 min		Comments:	
Total Volume Purged: ~10 gal.		Comments:	
Purge Method: <input checked="" type="checkbox"/> Pump <input type="checkbox"/> Bailer			
Comments: light tan			

Field Data

Time (24-hr.)										
Temperature (°C)										
Conductance (µS/cm)										
DO (mg/L)										
pH										
ORP (mV)										
Turbidity										



RT Environmental Services, Inc.

Your Solution-Oriented Environmental Services Firm

SAMPLING LOCATION:

Mw 163

Project Name: <u>Collins St</u>		Project Location: <u>Philadelphia, PA</u>	
Sampler: <u>A. Schreiber</u>		RT Project Number: <u>2043-020</u>	
Date: <u>2/22/19</u>		Weather Cond.: <input type="checkbox"/> Sunny <input type="checkbox"/> Rainy <input checked="" type="checkbox"/> Overcast <input type="checkbox"/> Other:	
Air Temp.: <u>40</u> °F <input checked="" type="checkbox"/> °C <input type="checkbox"/>			
<b>PURGING</b>		<b>SAMPLING</b>	
Well Diameter: 2" <input checked="" type="checkbox"/> 4" <input type="checkbox"/> Screen Interval:		Date/Time Sampled: <u>2/22/19 19:15</u>	
Current	Previous	Depth to Water: <u>14.35 ft</u>	
[ <u>2/22/19</u> ]	[ <u>1/12/19</u> ]	Sampling Method: <input checked="" type="checkbox"/> Pump <input type="checkbox"/> Bailer <input type="checkbox"/> Other	
Depth to Water: <u>12.30</u> ft.	<u>12.01</u> ft.	Parameters	
Total Well Depth: <u>24.45</u> ft.	<u>21.41</u> ft.	<input checked="" type="checkbox"/> VOCs <input type="checkbox"/> VOCs +10 <input type="checkbox"/> SVOCs <input type="checkbox"/> TAL-Metals <input type="checkbox"/> Pest./Herb. <input type="checkbox"/> PAHs <input type="checkbox"/> PCBs <input type="checkbox"/> Other: Wet Chem. Parameters	
Height of Water Column: <u>12.15</u> ft.		<input checked="" type="checkbox"/> Other: <u>9A Fuel #2</u>	
Well Volume: <u>1.98</u> gal.		Date to Lab: <u>2/22/19</u>	
4-inch well = (Height of water column in feet) x (0.653)		Laboratory: <u>TA</u>	
2-inch well = (Height of water column in feet) x (0.163)		Comments:	
Purge Volume: <u>594</u> gal. [Well volume x3]		Comments:	
Depth to Pump Intake: <u>22</u> ft.		Comments:	
Start Purge Time: <u>2:55</u>		Comments:	
End Purge Time: <u>3:14</u>		Comments:	
Purge Rate: <u>0.3</u> gal./min.		Comments:	
Purge Duration: <u>19 min</u>		Comments:	
Total Volume Purged: <u>25.7</u> gal.		Comments:	
Purge Method: <input checked="" type="checkbox"/> Pump <input type="checkbox"/> Bailer		Comments:	
Comments: <u>Quick draw down, stabilized, recharge faster for 1st sampling event.</u>		Comments:	

Field Data

Time (24-hr.)										
Temperature (°C)										
ductance (µS/cm)										
DO (mg/L)										
pH										
ORP (mV)										
Turbidity										



RT Environmental Services, Inc.

Your Solution-Oriented Environmental Services Firm

SAMPLING LOCATION:

MW 16D

Project Name: Gilins St  
 Sampler: A. Schneider  
 Project Location: Philadelphia, PA  
 RT Project Number: 2015-020

Date: 2/22/15  
 Air Temp.: 40 °F  °C   
 Weather Cond.:  
 Sunny  Rainy  Overcast  
 Other:

**PURGING** **SAMPLING**

Well Diameter: 2"  4"  Screen Interval:  
 Current Previous

Depth to Water: 12.21 ft. 12.41 ft.  
 Total Well Depth: 48.51 ft. 49.95 ft.  
 Height of Water Column: 37.3 ft.

Well Volume: 6.07 gal.  
 4-inch well = (Height of water column in feet) x (0.653)  
 2-inch well = (Height of water column in feet) x (0.163)  
 Purge Volume: 18 gal. [Well volume x3]  
 Depth to Pump Intake: 2.45 ft.  
 Start Purge Time: 3:20  
 End Purge Time: 3:38

Purge Rate: 1 gal./min.  
 Purge Duration: 18 min  
 Total Volume Purged: 18.54 gal.  
 Purge Method:  Pump  Bailor

Parameters:  
 VOCs  VOCs +10  
 SVOCs  TAL-Metals  
 Pest./Herb.  PAHs  
 PCBs  Other: Wet Chem. Parameters  
 Other: PA Fuel H 2

Date to Lab: 2/22/15  
 Laboratory: TA

Comments: light tan at start of purge, cleared up but still had turbidity. light tan at sampling.

Field Data

Time (24-hr.)									
Temperature (°C)									
ductance (µS/cm)									
DO (mg/L)									
pH									
ORP (mV)									
Turbidity									

RT ENVIRONMENTAL SERVICES, INC.  
FIELD ACTIVITY LOG

cc: WH, JCL, GRB, File

Client:	Project # 2043-020	Name: Aaron Schneider
Job Location: Philadelphia, PA	Date: 2/22/19	Weather: Overcast 30s-40s
Site Address: 3320 Collins St		
Equipment: SKC Pump, Canister/regulators, tubing		
Equipment Calibration: Model:		
PID: Gas/Lot#:	Gas ppm=	Instrument ppm=
H & S: Hospital Name:		
Location:	Number:	
Police:	Number:	
Explosive Atmosphere/Conditions:	Yes	No
Utility Clearance	Client Approval:	
Serial #	(On-Site Utilities)	Name Date/Time
Drums on Site: No	<u>Yes</u>	Soil Pile: No Yes/Size
<b>FIELD ACTIVITY:</b>		
Flow 188.2 ml/min		
<u>SV-2</u>	reg: 6101 Canister: 6296 purge: 9:05-9:18 sampled 9:15-9:20	start pressure: -20 mmHg end pressure: 4 mmHg
<u>SV-3</u>	reg: 5960 Canister: 6347 purge: 10:36-10:46 sampled: 10:46-10:51	start pressure: -30 mmHg end pressure: -10 mmHg? <del>10</del> Do not run can 6347
<p>sample collected. regulator dropped to <sup>below</sup> -30 mmHg and increased to -30 mmHg. After turning off can pressure increased -5 mmHg water in sample tank dried pump, tubing, valve. resampled using new canister.</p>		
	reg: 6101 Canister: 3809 purge: 13:35-13:45	sampled: 13:56-14:01 start press: -29 mmHg end press: -3 mmHg
<u>SV-1</u>	reg: 5011 Canister: 6278 sampled: 13:20-13:25 purge: 13:10-13:20	start pressure: -30 mmHg end pressure: -7.5 mmHg
ments:	Samples to lab 2/22/19	

Aaron Schneider



TestAmerica Burlington  
30 Community Drive  
Suite 11

South Burlington, VT 05403-6809  
phone 802.660.1990 fax 802.660.1919

# Canister Samples Chain of Custody Record

TestAmerica Laboratories, Inc. assumes no liability with respect to the collection and shipment of these samples.



TestAmerica Laboratories, Inc.

Client Contact Information		Client Project Manager: <i>J. Long, Jr. by <u>Angela</u> samples Collected By: <u>Anna Schmitt</u></i>		COC No: 1 of _____ COCs																			
Company Name: <u>RT GW</u>		Phone: _____		For Lab Use Only:																			
Address: _____		Email: _____		Walk-in Client: _____																			
City/State/Zip: <u>KOP VT</u>		Site Contact: _____		Lab Sampling: _____																			
Phone: _____		Tel/Fax: _____		Job / SDG No.: _____																			
FAX: _____		Analysis Turnaround Time: _____		(See below for Add'l Items)																			
Project Name: <u>Colinas Street</u>		Standard (Specific): _____																					
Site/Location: <u>1016 de Pina Pl</u>		Rush (Specify): _____																					
PO # <u>2013-020-02</u>																							
Sample Identification	Sample Date(s)	Time Start	Time Stop	Canister Vacuum in Field, 'Hg (Start)	Canister in Vacuum in Field, 'Hg (Stop)	Flow Controller ID	Canister ID	TO-14/15 (Standard / Low Level)	TO-15 SIM	EPA 3C	EPA 25C	ASTM D-1946	EPA 15/16	Other (Please specify in notes section)	Sample Type	Indoor Air/Ambient Air	Sub-Slab	Soil Gas	Soil Vapor Extraction (SVE)	Landfill Gas	Other (Please specify in notes section)	Sample Specific Notes:	
SU-1	7/22/18 13:20	13:20	13:20	-30	-25	5011	6678	X															
SU-2	7/22/18 9:15	9:20	9:30	-30	-4	6707	6096	X															
SU-3	7/22/18 13:56	14:01	14:09	-29	-3	3009	6101	X															
Special Instructions/QC Requirements & Comments:																							
Samples Shipped by: <i>Anna Schmitt</i>	Date / Time: <u>7/22/18 4:54</u>	Samples Received by: <i>Anna Schmitt</i>																					
Samples Relinquished by:	Date / Time:	Received by:																					
Relinquished by:	Date / Time:	Received by:																					
Lab Use Only:	Shipper Name:	Condition:																					

2013



ORDER CONFIRMATION

RENTAL

Pine Environmental Services LLC
780 East 5th Avenue, Suite 110
King of Prussia, PA - 19406
Main: (484) 690-1019 Toll Free:
Fax:
www.pine-environmental.com

Order Date 02/21/19
Ship Date 02/21/19
Begin Date 02/22/19

Order # C441482
Requested Date
Requested Time

Customer
RT Environmental Services Inc.
\*\*\*\*MUST HAVE PO\*\*\*\*, 215 West Church Road
King of Prussia, PA - 19406
United States

Ship To
RT Environmental Services Inc.
215 West Church Road
KING OF PRUSSIA, PA - 19406
United States
Attn:
Phone:

Prepared By
Matthew Greever

Customer # 38844001
Currency USD US Dollar
Email: aschneider@rtenv.com
Project #
Purchase Order # TBA
Payment Terms Net 30 Days
Delivery Method Pine Driver
Ordered By AARON SCHNEIDER
6103229282

Table with 6 columns: Item #, Type, Description, Qty, U/M, Whse. Row 1: 51329, RENTAL, SKC Sample Pump-P Kit Universal PCXR8, 1, EA, R03. Row 2: 51325, RENTAL, Defender 510-M (50- 5,000mL) ±1% of reading volumetric, 1, EA, R03.

Handwritten note: call off 60815W

**RT ENVIRONMENTAL SERVICES, INC.  
FIELD ACTIVITY LOG**

cc: ~~AWA~~, G.R.G., File

Client:		Project # <u>1013-20</u>	Name: <u>A. Schneider</u>
Job Location: <u>Philadelphia, PA</u>		Date: <u>1/2/19</u>	Weather: <u>Overcast 35-40's</u>
Site Address: <u>3320 Collins St</u>			
Equipment: <u>GW Sampling,</u>			
Equipment Calibration: Model:			
PID: Gas/Lot#:	Gas ppm=	Instrument ppm=	
H & S: Hospital Name:			
Location:		Number:	
Police:		Number:	
Explosive Atmosphere/Conditions:		Yes	No
Utility Clearance		Client Approval: _____	
Serial #	(On-Site Utilities)	Name	Date/Time
Drums on Site: No	<input checked="" type="radio"/> Yes	Soil Pile: No	Yes/Size

**FIELD ACTIVITY:**

RT on site 9:00am

MW 17 S - DTW, purge, sampled @ 10:00

turbid to start clears after ~ 25 mins

MW 16 D DTW, purge, sampled @ 10:50

clear light tan at start of purge, little turbidity. draws down quickly slow recharge

MW 16 S DTW, purge, sampled @ 12:07

draws down quickly, slow recharge, check flow every 5mins

MW 18 D - DTW, purge, sampled @ 13:15

draws down quickly, slow recharge

MW 18 S DTW, purge, sampled @ 16:20

stopped quick draw stopped purge to adjust. ~~restarted~~ at 13:40

after letting well recharge. drawed down ~~20~~ ft

stopped let well recharge ~ 1 hour, restart

purge 4:00 - 4:15

MW 19 S DTW, purge, sampled @ 15:00

during purge GW did not clear up. Gas clearer than at the start of purge light turbidity at sampling.

MW 19 D DTW, purge, sampled @ 15:50

quick draw down to 25 ft stabilized between 25-30 ft

**Comments:**

Sample shallow wells before deep wells next sampling event.

Pine Coll of 361MG

Signature: A. Schneider



**RT Environmental Services, Inc.**

Your Solution-Oriented Environmental Services Firm

SAMPLING LOCATION:

MW 175

Project Name:		Project Location:	
Sampler: <i>A. Scherke</i>		RT Project Number: <i>2017-20</i>	
Date: <i>1/2/15</i>		Weather Cond.:	
Air Temp.: <i>40</i> °F <input checked="" type="checkbox"/> C <input type="checkbox"/>		<input type="checkbox"/> Sunny <input type="checkbox"/> Rainy <input checked="" type="checkbox"/> Overcast <input type="checkbox"/> Other:	
<b>PURGING</b>		<b>SAMPLING</b>	
Well Diameter: 2" <input checked="" type="checkbox"/> 4" <input type="checkbox"/> Screen Interval:		Date/Time Sampled: <i>1/2/15 10:00</i>	
Current: <i>1/2/15</i> Previous: <i>/ /</i>		Depth to Water: <i>15.21 ft</i>	
Depth to Water: <i>9.85</i> ft.		Sampling Method: <input checked="" type="checkbox"/> Pump <input type="checkbox"/> Bailer <input type="checkbox"/> Other	
Total Well Depth: <i>26.75</i> ft.		Parameters	
Height of Water Column: <i>16.90</i> ft.		<input checked="" type="checkbox"/> VOCs <input type="checkbox"/> VOCs +10	
Well Volume: <i>2.75</i> gal.		<input type="checkbox"/> SVOCs <input type="checkbox"/> TAL-Metals	
4-inch well = (Height of water column in feet) x (0.653)		<input type="checkbox"/> Pest./Herb. <input type="checkbox"/> PAHs	
2-inch well = (Height of water column in feet) x (0.163)		<input type="checkbox"/> PCBs <input type="checkbox"/> Other: Wet Chem. Parameters	
Purge Volume: <i>8.26</i> gal. [Well volume x3]		<input type="checkbox"/> Other:	
Depth to Pump Intake: <i>220</i> ft.		<i>PA #2 fuel</i>	
Start Purge Time: <i>9:34</i>		Date to Lab: <i>1/3/15</i>	
End Purge Time: <i>9:55</i>		Laboratory:	
Purge Rate: <i>0.5</i> gal./min.		Comments:	
Purge Duration: <i>21</i>			
Total Volume Purged: <i>10.5</i> gal.			
Purge Method: <input checked="" type="checkbox"/> Pump <input type="checkbox"/> Bailer			
Comments: <i>fan angel turbid to begin slowly cleared up.</i>			

Field Data

Time (24-hr.)	9:25	9:30	9:35	9:40	9:45	9:50	9:55	<del>10:00</del>		
Temperature (°C)	16.56	16.91	16.98	17.15	17.17	17.17	17.21			
ductance (µS/cm)	0.832	0.822	0.853	0.830	0.834	0.865	0.871			
DO (mg/L)	5.27	2.37	2.36	2.77	2.75	3.06	3.06			
pH	6.25	5.98	6.09	6.14	6.17	6.21	6.22			
ORP (mV)	105.5	46.7	0.2	4.5	-0.1	-6.3	-3.1			
Turbidity	<i>fan turbid</i>	<i>fan turbid</i>	<i>fan turbid</i>	<i>light fan</i>	<i>clear</i>	<i>clear</i>	<i>clear</i>			



**RT Environmental Services, Inc.**

Your Solution-Oriented Environmental Services Firm

SAMPLING LOCATION:

16 D

Project Name:		Project Location:					
Sampler: <i>A. Scherdel</i>		RT Project Number: <i>2043-20</i>					
Date: <i>1/2/19</i>		Weather Cond.:					
Air Temp.: <i>40</i> °F <input type="checkbox"/> °C <input type="checkbox"/>		<input type="checkbox"/> Sunny <input type="checkbox"/> Rainy <input checked="" type="checkbox"/> Overcast <input type="checkbox"/> Other:					
<b>PURGING</b>		<b>SAMPLING</b>					
Well Diameter: <input checked="" type="checkbox"/> 2" <input type="checkbox"/> 4" Screen Interval:		Date/Time Sampled: <i>1/2/19 10:58am</i>					
<table border="1"> <tr> <th>Current</th> <th>Previous</th> </tr> <tr> <td><i>1/2/19</i></td> <td><i>1/1/19</i></td> </tr> </table>		Current	Previous	<i>1/2/19</i>	<i>1/1/19</i>	Depth to Water: <i>38.10 ft</i>	
Current	Previous						
<i>1/2/19</i>	<i>1/1/19</i>						
Depth to Water: <i>12.41</i> ft.		Total Well Depth: <i>44.95</i> ft.					
Height of Water Column: <i>32.54</i> ft.		Sampling Method: <input checked="" type="checkbox"/> Pump <input type="checkbox"/> Bailer <input type="checkbox"/> Other					
Well Volume: <i>6.11</i> gal.		Parameters					
4-inch well = (Height of water column in feet) x (0.653)		<input type="checkbox"/> VOCs <input type="checkbox"/> VOCs +10 <input type="checkbox"/> SVOCs <input type="checkbox"/> TAL-Metals <input type="checkbox"/> Pest./Herb. <input type="checkbox"/> PAHs <input type="checkbox"/> PCBs <input type="checkbox"/> Other: Wet Chem. Parameters <input type="checkbox"/> Other:					
2-inch well = (Height of water column in feet) x (0.163)		<i>#2 Fall</i>					
Purge Volume: <del><i>6.11</i></del> <i>3.33</i> gal. [Well volume x3]		Date to Lab: <i>1/3/19</i>					
Depth to Pump Intake: <i>4.5</i> ft.		Laboratory:					
Start Purge Time: <i>10:20</i>		Comments:					
End Purge Time: <i>10:45</i>		Comments:					
Purge Rate: <i>0.6</i> gal./min.		Comments:					
Purge Duration: <i>30</i>		Comments:					
Total Volume Purged: <i>~ 18</i> gal.		Comments:					
Purge Method: <input checked="" type="checkbox"/> Pump <input type="checkbox"/> Bailer		Comments:					
Comments: <i>clear/light tan at start of purge, little turbidity, draws down quickly; check entry 5 mins DTW. slow recharge.</i>		Comments:					

Field Data

Time (24-hr.)	10:21	10:25	10:30	10:35	10:40					
Temperature (°C)	<i>17.35</i>	<i>17.21</i>	<i>17.43</i>	<i>17.41</i>						
ductance (µS/cm)	<i>0.352</i>	<i>0.499</i>	<i>0.538</i>	<i>0.505</i>						
DO (mg/L)	<i>9.88</i>	<i>7.20</i>	<i>7.01</i>	<i>6.98</i>						
pH	<i>6.53</i>	<i>6.30</i>	<i>6.27</i>	<i>6.28</i>						
ORP (mV)	<i>56.2</i>	<i>96.3</i>	<i>101.2</i>	<i>103.4</i>						
Turbidity	<i>clear</i>	<i>clear</i>	<i>clear</i>	<i>clear</i>						

*1/2/19  
11:11  
1/2/19*



*3018*



**RT Environmental Services, Inc.**

Your Solution-Oriented Environmental Services Firm

SAMPLING LOCATION:

165

Project Name: <u>Collins St.</u>		Project Location:					
Sampler: <u>A. Schneider</u>		RT Project Number: <u>2043-20</u>					
Date: <u>11/2/19</u>		Weather Cond.: <input type="checkbox"/> Sunny <input type="checkbox"/> Rainy <input checked="" type="checkbox"/> Overcast <input type="checkbox"/> Other:					
Air Temp.: <u>21.0</u> °F <input type="checkbox"/> °C							
<b>PURGING</b>		<b>SAMPLING</b>					
Well Diameter: 2" <input checked="" type="checkbox"/> 4" <input type="checkbox"/> Screen Interval:		Date/Time Sampled: <u>11/2/19 12:07</u>					
<table border="1"> <tr> <th>Current</th> <th>Previous</th> </tr> <tr> <td><u>11/2/19</u></td> <td><u>1/1/19</u></td> </tr> </table>		Current	Previous	<u>11/2/19</u>	<u>1/1/19</u>	Depth to Water: <u>21.34 ft</u>	
Current	Previous						
<u>11/2/19</u>	<u>1/1/19</u>						
Depth to Water: <u>17.01</u> ft.		Sampling Method: <input checked="" type="checkbox"/> Pump <input type="checkbox"/> Bailer <input type="checkbox"/> Other					
Total Well Depth: <u>21.41</u> ft.		Parameters					
Height of Water Column: <u>12.4</u> ft.		<input type="checkbox"/> VOCs <input type="checkbox"/> VOCs +10 <input type="checkbox"/> SVOCs <input type="checkbox"/> TAL-Metals <input type="checkbox"/> Pest./Herb. <input type="checkbox"/> PAHs <input type="checkbox"/> PCBs <input type="checkbox"/> Other: Wet Chem. Parameters <input type="checkbox"/> Other: <u>#2 Fuel</u>					
Well Volume: <u>202</u> gal.		Date to Lab: <u>1/3/19</u>					
4-inch well = (Height of water column in feet) x (0.653)		Laboratory:					
2-inch well = (Height of water column in feet) x (0.163)		Comments:					
Purge Volume: <u>6.05</u> gal. [Well volume x3]		Comments: <u>draws down quickly - slow recharge</u> <u>check DTW every summer</u>					
Depth to Pump Intake: <u>20</u> ft.							
Start Purge Time: <u>11:30</u>							
End Purge Time:							
Purge Rate: <u>0.3 or 0.5</u> gal./min.							
Purge Duration:							
Total Volume Purged: _____ gal.							
Purge Method: <input checked="" type="checkbox"/> Pump <input type="checkbox"/> Bailer							

**Field Data**

Time (24-hr.)	<u>11:30</u>	<u>11:35</u>	<u>11:40</u>	<u>11:45</u>	<u>11:50</u>	<u>11:55</u>	<u>12:00</u>	<u>12:05</u>		
Temperature (°C)	<u>17.11</u>	<u>17.86</u>	<u>17.70</u>	<u>17.80</u>	<u>17.65</u>	<u>17.82</u>	<u>17.77</u>	<u>17.77</u>		
Conductance (µS/cm)	<u>1196</u>	<u>1143</u>	<u>1067</u>	<u>990</u>	<u>977</u>	<u>971</u>	<u>963</u>	<u>965</u>		
DO (mg/L)	<u>3.89</u>	<u>2.27</u>	<u>1.93</u>	<u>2.34</u>	<u>2.52</u>	<u>2.60</u>	<u>2.46</u>	<u>2.47</u>		
pH	<u>6.63</u>	<u>6.52</u>	<u>6.50</u>	<u>6.48</u>	<u>6.47</u>	<u>6.46</u>	<u>6.44</u>	<u>6.44</u>		
ORP (mV)	<u>75.0</u>	<u>78.9</u>	<u>82.6</u>	<u>84.5</u>	<u>88.4</u>	<u>82.4</u>	<u>86.3</u>	<u>83.3</u>		
Turbidity	<u>tan turbid</u>	<u>tan turbid</u>	<u>turbid</u>	<u>turbid</u>	<u>light tan</u>	<u>light tan</u>	<u>light tan</u>	<u>clear</u>		

0.5 → 0.3



**RT Environmental Services, Inc.**

Your Solution-Oriented Environmental Services Firm

SAMPLING LOCATION:

MW 18 D

Project Name: <u>Collins St</u>	Project Location: <u>Philadelphia, PA</u>
Sampler: <u>A. Schneider</u>	RT Project Number: <u>2013-20</u>

Date: <u>1/2/19</u>	Weather Cond.: <input type="checkbox"/> Sunny <input type="checkbox"/> Rainy <input checked="" type="checkbox"/> Overcast <input type="checkbox"/> Other:
Air Temp.: <u>40</u> F <input type="checkbox"/> C <input type="checkbox"/>	

PURGING		SAMPLING	
Well Diameter: <input checked="" type="checkbox"/> 2" <input type="checkbox"/> 4"    Screen Interval:		Date/Time Sampled:	<u>1/2/19 13:10 13:15</u>
Current	Previous	Depth to Water:	<u>42.54 ft</u>
<u>1/2/19</u>	<u>1/1/19</u>	Sampling Method: <input checked="" type="checkbox"/> Pump <input type="checkbox"/> Bailer <input type="checkbox"/> Other	
Depth to Water: <u>15.15</u> ft.		Parameters	
Total Well Depth: <u>57.51</u> ft.		<input type="checkbox"/> VOCs <input type="checkbox"/> VOCs +10	
Height of Water Column: <u>31.36</u> ft.		<input type="checkbox"/> SVOCs <input type="checkbox"/> TAL-Metals	
Well Volume: <u>6.88</u> gal.		<input type="checkbox"/> Pest./Herb. <input type="checkbox"/> PAHs	
4-inch well = (Height of water column in feet) x (0.653)		<input type="checkbox"/> PCBs <input type="checkbox"/> Other: Wet Chem. Parameters	
2-inch well = (Height of water column in feet) x (0.163)		<input type="checkbox"/> Other: <u>PA #2 Fuel</u>	
Purge Volume: <u>18.26</u> gal. [Well volume x3]		Date to Lab:	
Depth to Pump Intake: <u>245</u> ft.		Laboratory:	
Start Purge Time: <u>12:40</u>		Comments:	
End Purge Time: <u>13:10</u>			
Purge Rate: <u>~0.6</u> gal./min.			
Purge Duration: <u>30</u>			
Total Volume Purged: <u>~18</u> gal.			
Purge Method: <input checked="" type="checkbox"/> Pump <input type="checkbox"/> Bailer			
Comments: <u>Quick draw down, slow recharge, <del>slow</del></u>			

Field Data

Time (24-hr.)	10:40	12:45	12:50	12:55	13:00	13:05	13:10			
Temperature (°C)	15.52	15.57	15.61	16.11	16.18	16.10				
ductance (µS/cm)	0.534	0.540	0.889	0.857	0.791	0.825				
DO (mg/L)	3.42	3.23	2.11	2.65	5/6	4.42				
pH	6.65	6.62	6.37	6.31	6.35	6.37				
ORP (mV)	87.8	84.4	73.3	45.3	23.1	25.7				
Turbidity	clear	clear	clear	clear	clear	clear				



RT Environmental Services, Inc.

Your Solution-Oriented Environmental Services Firm

SAMPLING LOCATION:

MW 185

Project Name: <u>Cullins St.</u>		Project Location: <u>Philadelphia, PA</u>					
Sampler: <u>A. Schneider</u>		RT Project Number: <u>2013-20</u>					
Date: <u>1/2/19</u>	Weather Cond.: <input type="checkbox"/> Sunny <input type="checkbox"/> Rainy <input checked="" type="checkbox"/> Overcast <input type="checkbox"/> Other:						
Air Temp.: <u>40</u> °F <input type="checkbox"/> °C <input type="checkbox"/>							
<b>PURGING</b>		<b>SAMPLING</b>					
Well Diameter: 2" <input checked="" type="checkbox"/> 4" <input type="checkbox"/> Screen Interval:		Date/Time Sampled: <u>1/2/19 16:20</u>					
<table border="1"> <tr> <th>Current</th> <th>Previous</th> </tr> <tr> <td><u>1/2/19</u></td> <td><u>/ /</u></td> </tr> </table>		Current	Previous	<u>1/2/19</u>	<u>/ /</u>	Depth to Water: <u>20.75 ft</u>	
Current	Previous						
<u>1/2/19</u>	<u>/ /</u>						
Depth to Water: <u>15.35</u> ft.		Sampling Method: <input checked="" type="checkbox"/> Pump <input type="checkbox"/> Bailer <input type="checkbox"/> Other					
Total Well Depth: <u>20.65</u> ft.		Parameters					
Height of Water Column: <u>11.5</u> ft.		<input type="checkbox"/> VOCs <input type="checkbox"/> VOCs+10					
Well Volume: <u>1.84</u> gal.		<input type="checkbox"/> SVOCs <input type="checkbox"/> TAL-Metals					
4-inch well = (Height of water column in feet) x (0.653)		<input type="checkbox"/> Pest./Herb. <input type="checkbox"/> PAHs					
2-inch well = (Height of water column in feet) x (0.163)		<input type="checkbox"/> PCBs <input type="checkbox"/> Other: Wet Chem. Parameters					
Purge Volume: <u>5.52</u> gal. [Well volume x3]		<input type="checkbox"/> Other: _____					
Depth to Pump Intake: _____ ft.		Date to Lab: <u>1/3/19</u>					
Start Purge Time: <u>13:20</u>		Laboratory:					
End Purge Time: _____		Comments:					
Purge Rate: _____ gal./min.		Comments:					
Purge Duration: _____		Comments:					
Total Volume Purged: _____ gal.		Comments:					
Purge Method: <input type="checkbox"/> Pump <input type="checkbox"/> Bailer		Comments:					
Comments: <u>Quick draw down stopped purging to a point. Restarted 13:40, drawed down to 24 ft. stopped to let recharge very slow. Restart Purge 4:00 - 4:15</u>		Comments:					

Field Data

Time (24-hr.)	<u>13:40</u>	<u>13:45</u>	<u>14:00</u>	<u>14:00</u>	<u>16:05</u>				
Temperature (°C)	<u>15.48</u>	<u>15.50</u>	<u>15.47</u>		<u>15.91</u>				
ductance (µS/cm)	<u>1597</u>	<u>1595</u>	<u>1599</u>		<u>1605</u>				
DO (mg/L)	<u>3.80</u>	<u>2.75</u>	<u>6.60</u>		<u>3.80</u>				
pH	<u>6.94</u>	<u>6.88</u>	<u>6.32</u>		<u>6.54</u>				
ORP (mV)	<u>13.8</u>	<u>12.2</u>	<u>-3.1</u>		<u>-8.0</u>				
Turbidity	<u>ten</u>	<u>ten</u>	<u>1.54 ten</u>		<u>Clear</u>				

1.54 ten

6 of 8





**RT Environmental Services, Inc.**

Your Solution-Oriented Environmental Services Firm

SAMPLING LOCATION:

MW 19 D

Project Name: <u>Collins St</u>		Project Location: <u>Philadelphia, PA</u>					
Sampler: <u>A. Schmedt</u>		RT Project Number: <u>2043-20</u>					
Date: <u>1/2/19</u>		Weather Cond.: <input type="checkbox"/> Sunny <input type="checkbox"/> Rainy <input checked="" type="checkbox"/> Overcast <input type="checkbox"/> Other:					
Air Temp.: <u>43</u> °F <input type="checkbox"/> °C							
<b>PURGING</b>		<b>SAMPLING</b>					
Well Diameter: 2" <input type="checkbox"/> 4" <input type="checkbox"/> Screen Interval:		Date/Time Sampled: <u>1/2/19 15:50</u>					
<table border="1" style="width: 100%;"> <tr> <th style="width: 50%;">Current</th> <th style="width: 50%;">Previous</th> </tr> <tr> <td style="text-align: center;">[ <u>1/2/19</u> ]</td> <td style="text-align: center;">[ / / ]</td> </tr> </table>		Current	Previous	[ <u>1/2/19</u> ]	[ / / ]	Depth to Water: <u>40.29</u> ft.	
Current	Previous						
[ <u>1/2/19</u> ]	[ / / ]						
Depth to Water: <u>14.45</u> ft.		Total Well Depth: <u>51.95</u> ft.					
Height of Water Column: <u>37.5</u> ft.		Sampling Method: <input checked="" type="checkbox"/> Pump <input type="checkbox"/> Bailer <input type="checkbox"/> Other					
Well Volume: <u>6.11</u> gal. 4 -inch well = (Height of water column in feet) x (0.653) 2 -inch well = (Height of water column in feet) x (0.163)		Parameters <input type="checkbox"/> VOCs <input type="checkbox"/> VOCs +10 <input type="checkbox"/> SVOCs <input type="checkbox"/> TAL-Metals <input type="checkbox"/> Pest./Herb. <input type="checkbox"/> PAHs <input type="checkbox"/> PCBs <input type="checkbox"/> Other: Wet Chem. Parameters <input type="checkbox"/> Other: <u>#2 Fuel</u>					
Purge Volume: <u>18.33</u> gal. [Well volume x3]		Date to Lab: <u>1/3/19</u>					
Depth to Pump Intake: <u>2.45</u> ft.		Laboratory:					
Start Purge Time: <u>15:15</u>		Comments:					
End Purge Time: <u>15:45</u>		Comments: <u>Well draw down to 25 ft stabilizes between 25-30 ft.</u>					
Purge Rate: <u>0.6</u> gal./min.							
Purge Duration: <u>30</u>							
Total Volume Purged: <u>18</u> gal.							
Purge Method: <input checked="" type="checkbox"/> Pump <input type="checkbox"/> Bailer							

**Field Data**

Time (24-hr.)	15:15	15:20	15:25	15:30	15:35	15:40	15:45			
Temperature (°C)	15.76	16.26	16.28	16.35	16.35	16.52	16.36			
ductance (µS/cm)	0.787	0.821	0.812	0.804	0.799	0.805	0.809			
DO (mg/L)	12.45	2.51	1.61	1.19	0.93	0.85	0.83			
pH	6.30	5.81	5.72	5.66	5.64	5.63	5.64			
ORP (mV)	-51.6	-55.7	-46.6	-43.8	-42.9	-46.8	-48.8			
Turbidity	Clear	Clear	Clear	Clear	Clear	Clear	Clear			

798



RT Environmental Services, Inc.

Your Solution-Oriented Environmental Services Firm

SAMPLING LOCATION:  
MW 195

Project Name: Collins Street		Project Location: Philadelphia, Pa					
Sampler: A. Schmitts		RT Project Number: 2013-20					
Date: 1/2/19		Weather Cond.: <input type="checkbox"/> Sunny <input type="checkbox"/> Rainy <input checked="" type="checkbox"/> Overcast					
Air Temp.: 43 F <input checked="" type="checkbox"/> C <input type="checkbox"/>		<input type="checkbox"/> Other:					
<b>PURGING</b>		<b>SAMPLING</b>					
Well Diameter: 2" <input checked="" type="checkbox"/> 4" <input type="checkbox"/> Screen Interval:		Date/Time Sampled: 1/2/19 15:00					
<table border="1"> <tr> <th>Current</th> <th>Previous</th> </tr> <tr> <td>[ 1.12 19 ]</td> <td>[ / / ]</td> </tr> </table>		Current	Previous	[ 1.12 19 ]	[ / / ]	Depth to Water: 22.4 ft	
Current	Previous						
[ 1.12 19 ]	[ / / ]						
Depth to Water: 13.85 ft.		Sampling Method: <input type="checkbox"/> Pump <input type="checkbox"/> Bailer <input type="checkbox"/> Other					
Total Well Depth: 76.55 ft.		Parameters					
Height of Water Column: 12.7 ft.		<input type="checkbox"/> VOCs <input type="checkbox"/> VOCs +10					
Well Volume: 2.07 gal.		<input type="checkbox"/> SVOCs <input type="checkbox"/> TAL-Metals					
4-inch well = (Height of water column in feet) x (0.653)		<input type="checkbox"/> Pest./Herb. <input type="checkbox"/> PAHs					
2-inch well = (Height of water column in feet) x (0.163)		<input type="checkbox"/> PCBs <input type="checkbox"/> Other: Wet Chem. Parameters					
Purge Volume: 6.21 gal. [Well volume x3]		<input type="checkbox"/> Other:					
Depth to Pump Intake: 20 ft.		#2 Puel					
Start Purge Time: 14:25		Date to Lab: 1/3/19					
End Purge Time: 15:00		Laboratory:					
Purge Rate: 0.3 gal./min.		Comments:					
Purge Duration: 35		Sample light turbidity compared to MW 175/165					
Total Volume Purged: 10.5 gal.							
Purge Method: <input checked="" type="checkbox"/> Pump <input type="checkbox"/> Bailer							
Comments:							

Field Data

Time (24-hr.)	7:14:25	14:30	16:35	16:40	14:45	14:50	14:55			
Temperature (°C)	15.65	15.61	16.02	16.13	16.43	16.65	16.65			
ductance (µS/cm)	1.238	1.235	1.209	1.208	1.187	1.176	1.136			
DO (mg/L)	2.41	2.16	1.14	1.10	0.95	1.62	0.85			
pH	6.79	6.58	6.37	6.36	6.28	6.28	6.30			
ORP (mV)	58.8	58.4	51.0	51.7	39.6	35.2	41.1			
Turbidity	tan	light tan	light tan	light tan	light tan	light tan	light tan			

878

RT ENVIRONMENTAL SERVICES, INC.  
FIELD ACTIVITY LOG

cc: GB, JL, WH, PVE

Client: Follow Through Cap		Project # 2043-20	Name: V. Jones Long
Job Location: Philadelphia PA		Date: 11/27 - 12/4 2018	Weather: Sunny 30-40° F
Site Address: 3320 Collins Street			
Equipment: Air Rotary Greaseprobe & DTW meter & PID			
Equipment Calibration: Model:			
PID: Gas/Lot#:	Gas ppm=	100	Instrument ppm= 100
H & S: Hospital Name:			
Location:		Number:	
Police:		Number:	
Explosive Atmosphere/Conditions:		Yes	No
Utility Clearance		Client Approval:	
Serial #	(On-Site Utilities)	Name	Date/Time
Drums on Site: No	<input checked="" type="radio"/> Yes	13 S 3 W	Soil Pile: <input checked="" type="radio"/> No Yes/Size
FIELD ACTIVITY: Well Installation			
<u>Nov. 27, 2018</u>			
- 12:30 RT on site			
- VL & JL walked site and marked well locations and discussed construction specs.			
- 14:00 Allied on site			
- Unload equipment and establish course of action			
- begin @ MW-18 S/D			
- Set augers to 25' bgs and stopped for day			
- 16:35 RT & Allied off site			
<u>Nov 28, 2018</u>			
- 7:30 RT & Allied on site			
- continue drilling MW-18 S/D			
- alternate between auger and air hammer because of difficulty keeping borehole open due to sandy overburden			
- net return @ 23'; water return @ 27'			
- bedrock encountered @ 37', dark to light gray schist			
- over drilled well in case of some collapse while constructing well; end 53' and construct well MW-18 S/D			
- construction specs on following page			
Comments:			

Signature: V. Jones Long

RT ENVIRONMENTAL SERVICES, INC.  
FIELD ACTIVITY LOG

Client:	Project#: 2043-20	Name: V. Jones Long
Job Location:	Date: 11/27-12/4 2018	Weather:
Site Address:		
Equipment:		

FIELD ACTIVITY: Well install

MW-18 D	MW-18 S	MW-18 S/D
TD: 52'	TD: 25'	constructed w/
Screen: 52'-47'	Screen: 25'-10'	stick up casing
Sand: 52'-49'	Sand: 25'-7'	and concrete pad
Bentonite: 49'-27'	Bentonite: 7'-4'	
Sand: 27'-25'		

14:20 Begin drilling MW-19 S/D  
 - set augers to 30'  
 - no bedrock encountered, had auger refusal @ ~29'  
 - continue drilling on 11/29

16:30 RT/Arrived off site

November 29, 2018

- 7:30 RT/ on site  
 Arrived

- continue w/ installation of MW-19 S/D w/ air  
 - encountered void from -31-34' followed by large pebbles and small river rock return and a lot of water  
 - weathered gray schist/mica return @ 42'  
 - competent bedrock @ 45'  
 - over drilled well in case of some collapse while ~~drilling~~ constructing well; end 53' construct MW-19 S/D

MW-19 D	MW-19 S
TD: 50'	TD: 25'
Screen: 50'-45'	Screen: 25'-10'
Sand: 50'-43'	Sand: 25'-7'
Bentonite: 43'-27'	Bent.: 7'-4'
Sand: 27'-25'	

MW-19 S/D constructed w/ stick up & concrete pad

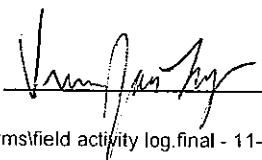
16:30 RT/Arrived off site

Signature: V. Jones Long

**RT ENVIRONMENTAL SERVICES, INC.  
FIELD ACTIVITY LOG**

CC:

Client:		Project # 2043 - 20		Name: V. Jones Long	
Job Location:		Date: 11/27 - 12/4 2018		Weather:	
Site Address:					
Equipment:					
Equipment Calibration: Model:					
PID: Gas/Lot#:		Gas ppm=		Instrument ppm=	
H & S: Hospital Name:					
Location:			Number:		
Police:			Number:		
Explosive Atmosphere/Conditions:				Yes	No
Utility Clearance		Client Approval: _____			
Serial #	(On-Site Utilities)	Name		Date/Time	
Drums on Site:	No	Yes	Soil Pile:	No	Yes/Size
<b>FIELD ACTIVITY:</b> Well installation					
Nov. 29 cont.					
- 1440 Begin installing MW-16S *					
- MW-16D installed on 12/4 immediately adjacent to MW-16S due to error in well construction and location					
- augered MW-16S to 30' and blew out red to brown-orange med-coarse sand using air hammer					
- wet sand return at 18'					
- total borehole depth 30', end drilling and construct well					
<u>MW-16S</u>					
TD: 23.15' - some collapse while constructing					
Screen: 23.15' - 7.15'					
sand: 23.15' - 6.15'					
dent: 6.15' - just below bottom of sidewalk					
Flush mount					
17 00 RT/off site					
Alied					
Comments: * Well damaged on 12/4 and abandoned. Re-installed as nested well MW-16S/D on 12/4					

Signature: 

RT ENVIRONMENTAL SERVICES, INC.  
FIELD ACTIVITY LOG

Client:	Project#: 2043-20	Name: V. Jones Long
Job Location:	Date: 11/27-12/4 2018	Weather:
Site Address:		
Equipment:		

FIELD ACTIVITY: Well installation

Nov 30, 2018

- Begin installing MW-17S
  - mistakenly attempted to install shallow and deep well at this location
  - deep well not constructed and borehole was abandoned to
  - Ashy-silty fill was observed to ~ 12'
  - immediately below fill had water return and orange-brown med-coarse sand
  - ~~over~~ construct shallow well 12/3/18

MW-17S

TD: 26'  
Screen: 26'-11'  
Sand: 26'-8'  
benzene: 8'-5'  
Flush mount

- Clean up soil return from attempted deep well and relocate drums to interior of building
- protect well w/ drum and cones for pouring pad on 12/3

Dec. 3, 2018

- 8:00 RT/Arrived on site
  - Construct MW-17S as described above
  - Develop wells constructed thus far and complete stick ups and pads as able
- 16:30 RT/Arrived off site

Dec. 4, 2018

- 8:00 RT/Arrived on site
- A single shallow well was installed at the proposed nested shallow and deep MW-16 location due to confusion in construction specs for MW-16 and MW-17

Comments:


Signature: V. Jones Long

**RT ENVIRONMENTAL SERVICES, INC.  
FIELD ACTIVITY LOG**

CC:

Client:		Project # <u>2042-20</u>	Name: <u>V-Jones Long</u>	
Job Location:		Date: <u>11/27-12/4, 2018</u>	Weather:	
Site Address:				
Equipment:				
Equipment Calibration: Model:				
PID: Gas/Lot#:		Gas ppm=	Instrument ppm=	
H & S: Hospital Name:				
Location:			Number:	
Police:			Number:	
Explosive Atmosphere/Conditions:			Yes	No
Utility Clearance		Client Approval: _____		
Serial #	(On-Site Utilities)	Name	Date/Time	
Drums on Site:	No	Yes	Soil Pile:	No Yes/Size
<b>FIELD ACTIVITY:</b> <u>Well installation</u>				
<u>Dec. 4, 2018 cont</u>				
<ul style="list-style-type: none"> <li>- Allied attempted to install MW-16D immediately adjacent to MW-16S and MW-16S was damaged in process</li> <li>- Former MW-16S was abandoned and nested MW-16S/D was installed @ new location</li> <li>- augers were installed to 35' bgs</li> <li>- orange-brown med.-coarse sand recovery 4'-36' bgs</li> <li>- bedrock (gray schist) encountered 36'-37' bgs</li> <li>- over drilled well in case of collapse during construction</li> <li>- end bore hole @ 52' and construct well</li> </ul>				
<u>MW-16D</u>		<u>MW-16S</u>		
TD: 50'		TD: 25'		
Screen: 50'-45'		screen: 25'-16'		
riser: 45'-0		sand: 25'-7'		
Sand: 50'-43'		Bent: 7'-4'		
Bent: 43'-27'				
Sand: 27'-25'				
<u>Flush mount</u>				
<ul style="list-style-type: none"> <li>- All wells developed into drums</li> <li>- DTW in all wells between 12-13' bgs</li> </ul>				
Comments: Drums Inside : 9 soil, 1 water Drums outside (in fence): 4 soil, 2 water				
<ul style="list-style-type: none"> <li>- Well logs and location map attached</li> <li>- Clean up entire site</li> <li>- 17:30 RT/Allied off site</li> </ul>				

Signature: 



Google Earth

39° 16' 38.147" N, 75° 06' 4.133" W, elev. 40 ft., eye alt. 894 ft.

3320 Collins St

MW-16 S/D

MW-18 S/D

MW-17 S

MW-19 S/D

1992

0.110



**RT ENVIRONMENTAL**

**MW-16S/D**

**SOIL BORING / WELL CONSTRUCTION LOG**

Proj. #: 2043-20	Proj. Name: 3320Collins Res Act 2	Geologist: VL
Boring#:	Elevation:	Driller: Allied
Permit #:	Method:	Page 1 of 1
Start Date: 12/4/18	End Date: 12/4/18	

Depth (ft)	Sample Type & #	Blows per 6"	Recovery (in)	Description	S	D	PID	Remarks
2				sidewalk				No PID readings
4				black-brown silty fill w/ brick and rock				
6				orange-brown med.-coarse sand trace clay				
8								
10								
12								SHALLOW
14								CONSTRUCTION SPECS.
16								PVC Riser: 10' - 0
18								ID PVC Screen: 25' - 10'
20								Sand filter pack: 25' - 7'
22								Bentonite: 7' - 4'
24								Mount: Flush
26								
28								
30								
32								
34								
36				Bed rock - gray schist				
38								
40								
42								
44								
46								DEEP
48								CONSTRUCTION SPECS.
50								PVC Riser: 45' - 0
52				End borehole 52'				ID PVC Screen: 50' - 45'
								Sand filter pack: 50' - 43'
								Bentonite: 43' - 27'
								Mount: Flush

7 of 10

**RT ENVIRONMENTAL**

**MW-17S**

**SOIL BORING / WELL CONSTRUCTION LOG**

Proj. #: 2043-20	Proj. Name: 3320 Collins Res Act 2	
Boring#:	Elevation:	Geologist: VL
Permit #:	Method: Air Rotary Geoprobe	Driller: Allied
Start Date: 12/3/18	End Date: 12/3/18	Page 1 of 1

Depth (ft)	Sample Type & #	Blows per 6"	Recovery (in)	Description	PID	Remarks
1				sidewalk - 2 layers of concrete		No PID readings
2				historic fill- black-brown silty fill w/ brick and rock		
3						
4						
5						
6						
7						
8						
9						
10						
11						
12						
13				water return		
14				medium-coarse orange-brown sand		
15						
16						
17						
18						
19						
20						
21						
22						
23						
24						
25						
26						
27				End borehole - 26.5'		CONSTRUCTION SPECS. PVC Riser: 11' - 0' ID PVC Screen: 26' - 11' Sand filter pack: 26' - 8' Bentonite: 8' - 5' Mount: Flush
28						
29						
30						
31						
32						
33						
34						
35						

**RT ENVIRONMENTAL**

**MW-18S/D**

**SOIL BORING / WELL CONSTRUCTION LOG**

Proj. #: 2043-20	Proj. Name: 3320Collins Res Act 2	
Boring#:	Elevation:	Geologist: VL
Permit #:	Method:	Driller: Allied
Start Date: 12/4/18	End Date: 12/4/18	Page 1 of 1

Depth (ft)	Sample Type & #	Blows per 6"	Recovery (in)	Description	S	D	PID	Remarks
2				black-brown silty fill w/ brick and rock				No PID readings
4								
6								
8				orange-brown med.-coarse sand				
10				brown silt w/ small cobbles				
12				orange-brown med.-coarse sand				SHALLOW CONSTRUCTION SPECS.
14								PVC Riser: 10' - 0'
16				moist return				ID PVC Screen: 25' - 10'
18								Sand filter pack: 25' - 7'
20								Bentonite: 7' - 4'
22								Mount: Stick up
24								
26				wet return				
28								
30								
32								
34								
36				Bed rock - gray schist				
38								
40								
42								
44								
46								DEEP CONSTRUCTION SPECS.
48								PVC Riser: 47' - 0'
50								ID PVC Screen: 52' - 47'
52								Sand filter pack: 52' - 45'
54				End borehole 54'				Bentonite: 45' - 27'
								Mount: Stick up

**RT ENVIRONMENTAL**

**MW-19S/D**

**SOIL BORING / WELL CONSTRUCTION LOG**


Proj. #: 2043-20	Proj. Name: 3320Collins Res Act 2	
Boring#:	Elevation:	Geologist: VL
Permit #:	Method:	Driller: Allied
Start Date: 11/27/18	End Date: 11/28/18	Page 1 of 1

Depth (ft)	Sample Type & #	Blows per 6"	Recovery (in)	Description	S	D	PID	Remarks
2				tan-brown silty fill w/ brick and rock				No PID readings
4								
6								
8								
10				orange-brown med.-coarse sand				SHALLOW CONSTRUCTION SPECS.
12								PVC Riser: 10' - 0'
14								ID PVC Screen: 25' - 10'
16								Sand filter pack: 25' - 7'
18								Bentonite: 7' - 4'
20								Mount: Stick up
22								
24								
26								
28								
30								
32				void				
34								
36				coarse sand and river rock water return				
38								
40								
42								
44								
46				Bed rock - gray schist				DEEP CONSTRUCTION SPECS.
48								PVC Riser: 45' - 0'
50								ID PVC Screen: 50' - 45'
								Sand filter pack: 50' - 43'
								Bentonite: 43' - 27'
								Mount: Stick up
52				End borehole 52'				

**RT ENVIRONMENTAL SERVICES, INC.  
FIELD ACTIVITY LOG**

CC: GB, JL, WH, Pile

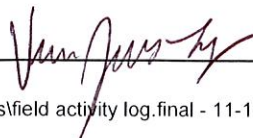
Client: Follow Through Capital		Project # 2043-20	Name: V. Jones Leng	
Job Location: Philadelphia PA		Date: 10/11/18	Weather: Light Rain, 76°F	
Site Address: 3230 Collins Street				
Equipment: He detector, SKC pump & calibrator				
Equipment Calibration: Model:				
PID: Gas/Lot#:		Gas ppm=	Instrument ppm=	
H & S: Hospital Name:				
Location:		Number:		
Police:		Number:		
Explosive Atmosphere/Conditions:		Yes	No	
Utility Clearance		Client Approval: _____		
Serial #	(On-Site Utilities)	Name		Date/Time
Drums on Site: <input checked="" type="radio"/> No	Yes	Soil Pile: <input checked="" type="radio"/> No	Yes/Size	
<b>FIELD ACTIVITY: Soil Gas Sampling</b>				
8:30 RT on site				
<ul style="list-style-type: none"> <li>- Begin @ SV-2               <ul style="list-style-type: none"> <li>- perform leak check w/ helium shroud</li> <li>- measure He below slab - 0 ppm</li> <li>- fill shroud w/ He, 17.6%</li> <li>- check He below slab again - 0 ppm</li> <li>- No leaks</li> </ul> </li> <li>- perform shut in test of sampling system               <ul style="list-style-type: none"> <li>- fitting held vacuum</li> <li>- proceed to connecting and calibrating pump</li> </ul> </li> <li>- use calibrator and low-flow adapter to calibrate SKC pump flow to 0.189 LPM</li> </ul>				
<ul style="list-style-type: none"> <li>- Begin purge @ 10:00 ; end purge @ 10:10               <ul style="list-style-type: none"> <li>- close valve to SKC pump</li> <li>- open canister and begin collecting sample</li> </ul> </li> <li>- start time : 10:10 ; start pressure - 30" Hg</li> <li>- end time : 10:16 ; end pressure - 3" Hg</li> <li>- Sample SV-2 , canister 3638 , regulator 6289</li> </ul>				
- Followed the above procedure @ all sampling points				
Comments:				

Signature: 

**RT ENVIRONMENTAL SERVICES, INC.  
FIELD ACTIVITY LOG**

CC:

Client:		Project # 2043-20	Name: V-Jones Long	
Job Location:		Date: 10/11/13	Weather:	
Site Address:				
Equipment:				
Equipment Calibration: Model:				
PID: Gas/Lot#:		Gas ppm=	Instrument ppm=	
H & S: Hospital Name:				
Location:		Number:		
Police:		Number:		
Explosive Atmosphere/Conditions:		Yes	No	
Utility Clearance		Client Approval: _____		
Serial #	(On-Site Utilities)	Name	Date/Time	
Drums on Site:	No	Yes	Soil Pile:	No Yes/Size
<b>FIELD ACTIVITY:</b>				
- Begin SV-1				
- Begin purge @ 10:50 ; end purge @ 11:00				
- close valve to SKC pump				
- open canister and begin collecting sample				
- start time : 11:00 ; start pressure : -30' Hg				
- end time : 11:06 ; end pressure : -3' Hg				
- sample SV-1, canister 3596, regulator 6343				
* light rain started to fall @ 10:58				
- Begin SV-4				
- Begin purge @ 11:30 ; end purge @ 11:40				
- close valve to SKC pump				
- open canister and begin collecting sample				
- start time : 11:40 ; start pressure > N/A				
- end time : 11: #				
- sample SV-4, canister 4260, regulator 6114				
* performed tightness / shut-in test on sample chain and system held negative pressure of vacuum; when opening canister pressure dropped rapidly and did not read -30 lab evacuated pressure				
- leak somewhere in sample chain				
- minimal sample collected - Do NOT analyze sample				
Comments:				

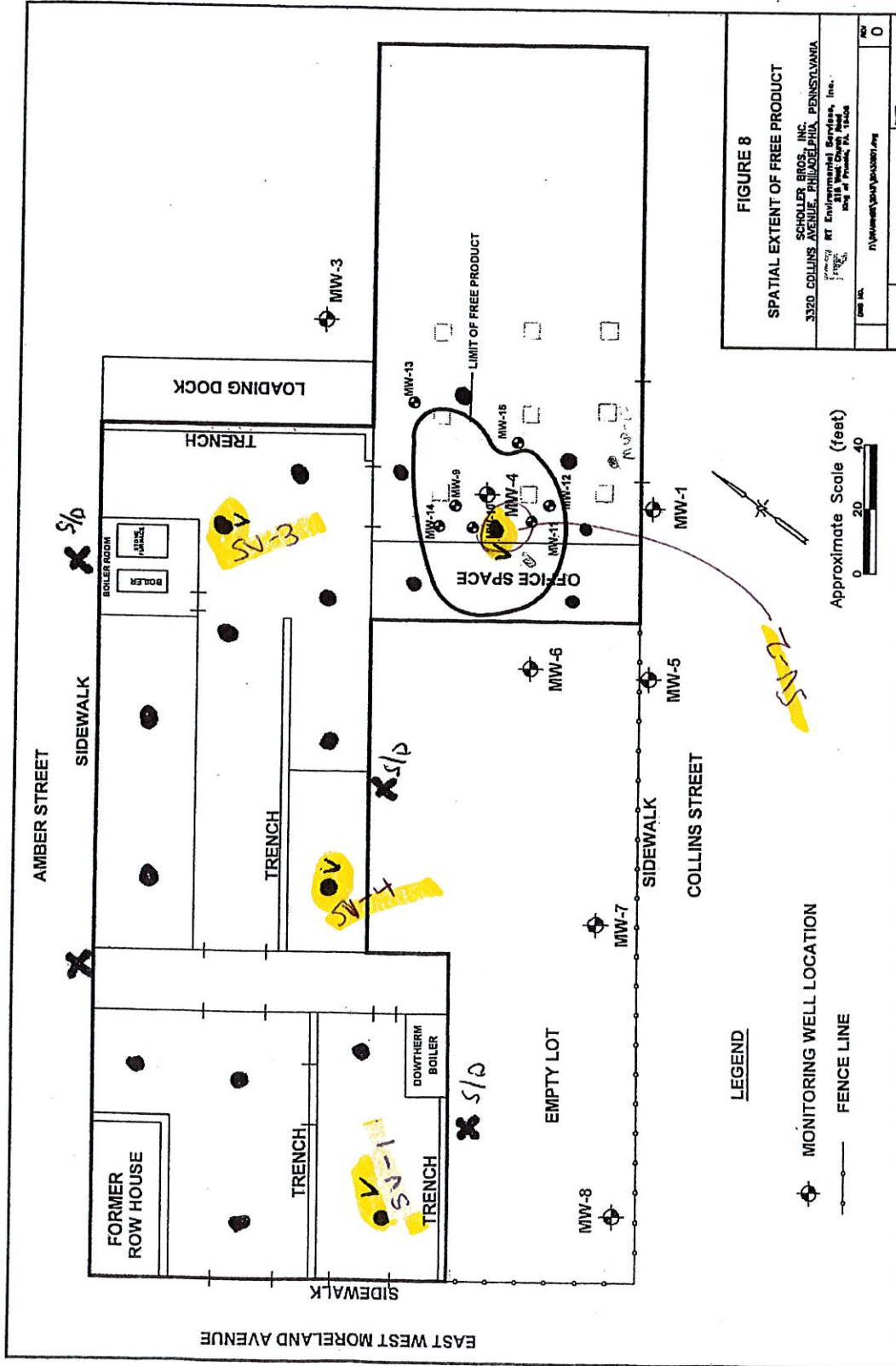
Signature: 

**RT ENVIRONMENTAL SERVICES, INC.  
FIELD ACTIVITY LOG**

CC:

Client:		Project # <u>2043-20</u>	Name: <u>V. James Leng</u>	
Job Location:		Date: <u>10/11/18</u>	Weather:	
Site Address:				
Equipment:				
Equipment Calibration: Model:				
PID: Gas/Lot#:		Gas ppm=	Instrument ppm=	
H & S: Hospital Name:				
Location:		Number:		
Police:		Number:		
Explosive Atmosphere/Conditions:		Yes	No	
Utility Clearance		Client Approval:		
Serial #	(On-Site Utilities)	Name	Date/Time	
Drums on Site:	No	Yes	Soil Pile:	No Yes/Size
<b>FIELD ACTIVITY:</b>				
-Begin SV-3				
-Begin purge @ 12:10; end purge @ 12:20				
-close SKC pump valve				
-open canister and begin collecting sample				
-start time: 12:20, start pressure: -30				
-end time: 12:28, end pressure: -3				
-Sample SV-4, canister 6329, regulator 6370				
-Pack up all equipment				
13:00 RT off site				
Comments: <u>Delivered canisters to TA</u>				

Signature:



● Soil Boring

✕ Groundwater well point

S/D - shallow and deep well

V - Vapor point



TestAmerica Burlington  
 30 Community Drive  
 Suite 11  
 South Burlington, VT 05403-6809  
 phone 802.660.1990 fax 802.660.1919

### Canister Samples Chain of Custody Record

**TestAmerica**  
 THE LEADER IN ENVIRONMENTAL TESTING

TestAmerica Laboratories, Inc.

TestAmerica Laboratories, Inc. assumes no liability with respect to the collection and shipment of these samples.

Client Contact Information			Client Project Manager: <u>J. Lyman</u>			Samples Collected By: <u>V. Jones Leng</u>			COC No: <u>1</u> of <u>1</u> COCs																
Company Name: <u>RT Environmental</u>			Phone:			For Lab Use Only:			Walk-in Client:																
Address: <u>215 W. Church Rd</u>			Email:			Lab Sampling:			Job / SDG No.:																
City/State/Zip: <u>King of Prussia, PA 19406</u>			Site Contact:			(See below for Add'l items)																			
Project Name: <u>Collins St. Act 2</u>			Analysis Turnaround Time																						
Site/Location: <u>PAIDOLONG PA</u>			Standard (Specify):																						
P.O.#: <u>2043-20-02</u>			Rust (Specify):																						
Sample Identification	Sample Date(s)	Time Start	Time Stop	Canister Vacuum in Field, "Hg (Start)"	Canister Vacuum in Field, "Hg (Stop)"	Flow Controller ID	Canister ID	TO-14/15 (Standard / Low Level)	TO-15 SIM	EPA 30	EPA 25C	ASTM D-1945	EPA 15/16	Other (Please specify in notes section)	Sample Type	Indoor Air/Ambient Air	Sub-Slab	Soil Gas	Soil Vapor Extraction (SVE)	Landfill Gas	Other (Please specify in notes section)				
SV-2	10-11-18	10:10	10:16	-30	-3	6289	3688	X																	
SV-1	10-11-18	11:00	11:06	-30	-3	6343	3596	X																	
SV-4	10-11-18	11:40					11260																		
SV-3	10-11-18	12:20	12:28	-30	-3	6370	6329	X																	DO NOT ANALYZE
Temperature (Fahrenheit)		Start Interior	Stop Interior	Ambient	76							76													
Pressure (inches of Hg)		Start Interior	Stop Interior	Ambient	29.74							29.71													
Special Instructions/QC Requirements & Comments:																									
Samples Shipped by: <u>[Signature]</u>												Date / Time: <u>10/18/17</u> <u>13:41</u>													
Samples Reimbursed by: <u>[Signature]</u>												Date / Time: <u>10/18/17</u> <u>13:41</u>													
Relinquished by: <u>[Signature]</u>												Date / Time: <u>10/18/17</u> <u>13:41</u>													
Lab Use Only: <u>[Signature]</u>												Date / Time: <u>10/18/17</u> <u>13:41</u>													
Shipped Name: <u>[Signature]</u>												Date / Time: <u>10/18/17</u> <u>13:41</u>													
Shipper Name: <u>[Signature]</u>												Date / Time: <u>10/18/17</u> <u>13:41</u>													
Condition: <u>[Signature]</u>												Date / Time: <u>10/18/17</u> <u>13:41</u>													
Samples Received by: <u>[Signature]</u>												Date / Time: <u>10/18/17</u> <u>13:41</u>													
Received by: <u>[Signature]</u>												Date / Time: <u>10/18/17</u> <u>13:41</u>													
Received by: <u>[Signature]</u>												Date / Time: <u>10/18/17</u> <u>13:41</u>													
Condition: <u>[Signature]</u>												Date / Time: <u>10/18/17</u> <u>13:41</u>													

**RT ENVIRONMENTAL SERVICES, INC.  
FIELD ACTIVITY LOG**

CC: GB, WH, JC, P10

Client: Follow Through Capital		Project # 2043-20		Name: V. Jones Long	
Job Location: Philadelphia PA		Date: 10/3/18		Weather: Sunny 70 S	
Site Address: 3320 Collins St.					
Equipment: geoprobe, PID, interface probe					
Equipment Calibration: Model:					
PID: Gas/Lot#:		Gas ppm= 100.0		Instrument ppm= 100.0	
H & S: Hospital Name:					
Location:			Number:		
Police:			Number:		
Explosive Atmosphere/Conditions:				Yes No	
Utility Clearance			Client Approval:		
Serial #		(On-Site Utilities)		Name Date/Time	
Drums on Site: No		Yes		Soil Pile: No Yes/Size	
<b>FIELD ACTIVITY: Soil Investigation</b>					
7:30 RT/Ferris on site					
- obtained access @ 7:40					
- UNload equipment; calibrate PID, and begin remaining borings					
- install 8 borings SB-310 through SB-318					
- collect 2 samples per boring					
- Borings were installed to 20' or refusal (SB-310)					
- minimal historic fill was observed in most borings					
- Native soil consisted primarily of medium to coarse grained sand					
- Boring SB-312 had to be off-set because of apparent below slab void					
- Saturated soil encountered between 16-19'					
↳ was not able to collect grab GW sample from any boring because of hole collapse					
- The two borings originally proposed to be installed in the pit were offset and installed to a depth below the bottom of the pit					
- depth to bottom ~ 11', borings SB-316 and SB-317 were also installed to 20' bgs					
- One additional boring was installed on the exterior of the main building, SB-318					
Comments: "Continued on to construct vapor points and gauge wells					

Signature: 

**RT ENVIRONMENTAL SERVICES, INC.  
FIELD ACTIVITY LOG**

CC:

Client:	Project # <u>2043-20</u>	Name: <u>V. Jones Long</u>
Job Location:	Date: <u>10/3/18</u>	Weather:
Site Address:		
Equipment:		
Equipment Calibration: Model:		
PID: Gas/Lot#:	Gas ppm=	Instrument ppm=
H & S: Hospital Name:		
Location:	Number:	
Police:	Number:	
Explosive Atmosphere/Conditions:	Yes	No
Utility Clearance	Client Approval: _____	
Serial #	(On-Site Utilities)	Name
		Date/Time
Drums on Site:    No	Yes	Soil Pile:    No    Yes/Size
<b>FIELD ACTIVITY:</b>		
- CONSTRUCT VAPOR POINTS @ SB-304, SB-305, SB-310, SB-315		
Each vapor point constructed as follows		
- from bottom to ~ 2' bgs filled w/ granular bentonite		
- ~1' sand then 6" implant installed connected to		
teflon-lined tubing		
- filled remainder w/ sand and bentonite seal		
- concrete smoothed to surface		
- tubing capped		
- manhole cover was installed at boring SB-310 bc		
increased traffic in that area		
- Attempted 3 borings on the exterior of the building in the vacant lot;		
immediately adjacent to the wall		
- first boring - refusal @ 3.5' and hard drilling; metal, brick and		
concrete fill recovered		
- offset and attempted second location; refusal		
@ 4.3'		
- third location was advanced to 20' bgs; small <sup>pocket</sup> area of		
oily sand encountered at 18'; clean below		
- collected 2 samples		
Comments:		

Signature: \_\_\_\_\_

**RT ENVIRONMENTAL SERVICES, INC.  
FIELD ACTIVITY LOG**

CC:

Client:		Project # 2043-20	Name: V. Jones Long	
Job Location:		Date: 10/3/18	Weather:	
Site Address:				
Equipment:				
Equipment Calibration: Model:				
PID: Gas/Lot#:		Gas ppm=	Instrument ppm=	
H & S: Hospital Name:				
Location:			Number:	
Police:			Number:	
Explosive Atmosphere/Conditions:			Yes	No
Utility Clearance		Client Approval: _____		
Serial #	(On-Site Utilities)	Name	Date/Time	
Drums on Site:	No	Yes	Soil Pile:	No Yes/Size
<b>FIELD ACTIVITY:</b>				
Gauge wells				
- suspected MW-14				
- No water detected w/ meter				
- meter detected product @ 13.5' @ what feels like bottom; product coated probe to 1.65'				
- very viscous and difficult to gauge				
- what felt like bottom @ ~14"				
- suspected MW-12				
- total depth ~ 16.1'; silty bottom				
- almost no water present				
- no product observed				
- MW-1				
- total depth ~ 25.6', v silty bottom				
- DTW: 14.03'				
- No product				
Comments: - All geoprone holes were filled in and patched w/ concrete				
- Clean up site				
- 15:15 RT/Ferns off site				

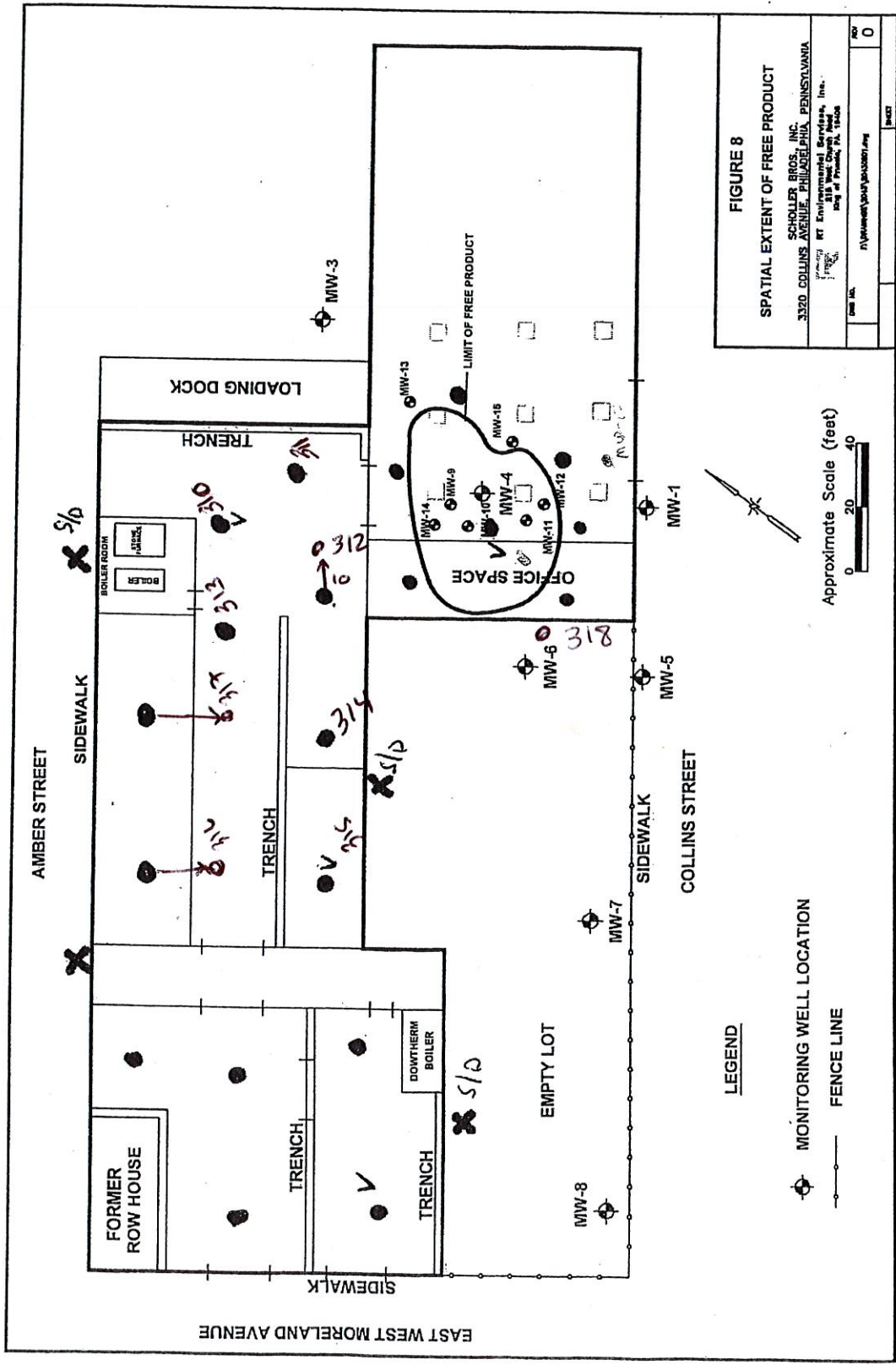
Signature: \_\_\_\_\_

● Soil Boring

✕ Groundwater well point

S/D - shallow and deep well

V - Vapor point



**RT ENVIRONMENTAL**

**SOIL BORING / WELL CONSTRUCTION LOG**

SB-310

Proj. #: 2043-20	Proj. Name: 3320 Collins Res Act 2 - Task 1	
Boring#:	Elevation:	Geologist: VL
Permit #:	Method: Geoprobed	Driller: Ferris
Start Date: 10/3/18	End Date: 10/3/18	Page of

Depth (ft)	Sample Type & #	Blows per 6"	Recovery (in)	Description	PID	Remarks
1				concrete - 8"	0	
2	SB-310-2 8:35		100%	Fill - black cinders, brick frag, brown silt	0	minimal fill vel.; sampled just below fill
3				Brown med. sand and silt	0	
4				higher mois. brown silt; trace med. sand	0	
5					0	
6	SB-310-3.5 8:40		100%	Red-brown silt; trace sand	0	
7					0	
8					0	
9				Rock Refusal @ 8'		
10						
11						
12						
13						
14						
15						
16						
17						
18						
19						
20						
21						
22						
23						
24						
25						
26						
27						
28						
29						
30						
31						
32						

**RT ENVIRONMENTAL**

**SOIL BORING / WELL CONSTRUCTION LOG**

SB-311

Proj. #: 2043-20	Proj. Name: 3320 Collins Res Act 2 - Task 1	
Boring#:	Elevation:	Geologist: VL
Permit #:	Method: Geoprobe	Driller: Ferris
Start Date: / /	End Date: / /	Page of

Depth (ft)	Sample Type & #	Blows per 6"	Recovery (in)	Description	PID	Remarks	
1				8" concrete			
2				orange-brown clayey silt	0		
3			50'			NO cobbles / grains	
4					0		
5						0	
6						0	
7					0		
8				Red-brown silt w/ trace med. sand			
9			100'				
10				ROCKS	0		
11				orange and gray med. sand			
12							
13					0		
14	SB-311-13 9:00		100'	slightly moist			
15					0		
16				coarse sand - orange-brown and red	0		
17				saturated			
18			100'		0		
19	SB-311-A5 9:05						
20				END 20'	0		
21							
22							
23							
24							
25							
26							
27							
28							
29							
30							
31							
32							

RT ENVIRONMENTAL

SOIL BORING / WELL CONSTRUCTION LOG

SB-312

Proj #: 2043-20	Proj. Name: 3320 Collins Res Act 2 - Task 1
Boring#:	Elevation:
Permit #:	Method: Geoprobod
Start Date: / /	End Date: / /
	Geologist: VL
	Driller: Ferris
	Page of

Depth (ft)	Sample Type & #	Blows per 6"	Recovery (in)	Description	PID	Remarks
1				concrete - 7"		
2				Black clinker & concrete	0	
3			160'	orange-brown clayey silt	0	
4						
5				Brown silt w/ trace med. sand	0	
6						
7			75'		0	
8						
9						
10						
11					0	
12				coarse orange sand		
13					0	
14						
15				Black oily stain in med. sand	0	
16				med. brown sand w/ rock	35	
17						
18	SB-312-18 9.40			Black oily stain in med. sand		
19				coarse white and orange sand, nearly saturated	<del>37</del> 57.7	
20	SB-312-19.5 9.45				0.3	
21				End 20'		
22						
23						
24						
25						
26						
27						
28						
29						
30						
31						
32						



RT ENVIRONMENTAL

SOIL BORING / WELL CONSTRUCTION LOG

SB - 313

Proj. #: 2043-20	Proj. Name: 3320 Collins Res Act 2 - Task 1
Boring#:	Elevation:
Permit #:	Method: Geoprobed
Start Date: / /	End Date: / /
	Geologist: VL
	Driller: Ferris
	Page of

Depth (ft)	Sample Type & #	Blows per 6"	Recovery (in)	Description	PID	Remarks
1				Concrete - 8"		
2				2" - black cinders - fill	0	No odors
3			100%	Brown-orange clayey silt	0	
4				Brown silt w/ med sand	0	
5					0	
6					0	
7					0	
8			100%		0	
10				Red brown silt; trace med sand	0	
11				Brown and orange coarse sand and rock	0	
12					0	
13			100%		0	
14	SB-313-14 1015				0	
15					0	
16				White and orange coarse sand nearly saturated	0	
17					0	
18					0	
19	SB-313-19.5 1020				0	Saturated
20					0	
21				END 20'	0	
22						
23						
24						
25						
26						
27						
28						
29						
30						
31						
32						

RT ENVIRONMENTAL

SOIL BORING / WELL CONSTRUCTION LOG

SB-314

Proj. #: 2043-20	Proj. Name: 3320 Collins Res Act 2 - Task 1
Boring#:	Elevation:
Permit #:	Method: Geoprobed
Start Date: / /	End Date: / /
Geologist: VL	
Driller: Ferris	
Page of	

Depth (ft)	Sample Type & #	Blows per 6"	Recovery (in)	Description	PID	Remarks
1				Concrete 2"	0	
2				Orange-brown clayey silt	0	No odors
3			100'		0	
4						
5						
6				Brown silt w/ med. fine sand	0	
7						
8			100'		0	
9						
10						
11				Brown silt and coarse sand	0	
12						
13			100'		0	
14	SB-314-13.5 1035			Moist coarse sand and pea gravel	0	
15						
16				sta saturated coarse sand and trace	0	
17				pea gravel		
18			100'		0	
19	SB-314-19.5 1040				0	
20				End 20'	0	
21						
22						
23						
24						
25						
26						
27						
28						
29						
30						
31						
32						

RT ENVIRONMENTAL

SOIL BORING / WELL CONSTRUCTION LOG

SB-315

Proj #: 2043-20	Proj. Name: 3320 Collins Res Act 2 - Task 1	
Boring#:	Elevation:	Geologist: VL
Permit #:	Method: Geoprobe	Driller: Ferris
Start Date: / /	End Date: / /	Page of

Depth (ft)	Sample Type & #	Blows per 6"	Recovery (in)	Description	PID	Remarks
1				concrete 8"	0	
2				Black anders, brick & conc. frag. - fill		
3			75%	orange-brown clayey silt; trace med. sand	0	
4						
5				↓		
6				coarse brown sand	0	
7				↓		
8			100%	Brown silt w/ med. sand	0	
9				↓		
10				coarse sand and rocks		
11						
12			100%		0	
13				med. brown sand		
14	SB-315-14 1105			↓		
15				coarse sand & pea gravel		
16				Saturated	0	
17				Brown and orange coarse sand and trace pea gravel		
18			100%			
19	SB-315-19.5 1110					
20					0	
21				End 20'		
22						
23						
24						
25						
26						
27						
28						
29						
30						
31						
32						

RT ENVIRONMENTAL

SOIL BORING / WELL CONSTRUCTION LOG

SB-316

Proj. #: 2043-20	Proj. Name: 3320 Collins Res Act 2 - Task 1	
Boring#:	Elevation:	Geologist: VL
Permit #:	Method: Geoprobed	Driller: Ferris
Start Date: / /	End Date: / /	Page of

Depth (ft)	Sample Type & #	Blows per 6"	Recovery (in)	Description	PID	Remarks
1				concrete - 8"		
2				gray and brown clayey silt	0	
3						
4			100'			
5					0	
6				moist brown clayey silt; trace med. sand		
7						
8			100'		0	
9				Brown med. sand.		
10						
11				Red med. sand and pea gravel/rocks	0	
12						Depth to bottom of pit - 11'
13	SB-316-12.5 1130		50'			
14					0	
15				satiated coarse orange sand		
16						
17					0	
18			100'			
19						
20	SB-316-19.5 1135				0	
21				End 20'		
22						
23						
24						
25						
26						
27						
28						
29						
30						
31						
32						

RT ENVIRONMENTAL

SOIL BORING / WELL CONSTRUCTION LOG

SB-317

Proj. #: 2043-20	Proj. Name: 3320 Collins Res Act 2 - Task 1
Boring#:	Elevation:
Permit #:	Method: Geoprobe
Start Date: / /	End Date: / /
	Geologist: VL
	Driller: Ferris
	Page of

Depth (ft)	Sample Type & #	Blows per 6"	Recovery (in)	Description	PID	Remarks
1				concrete - 7"		
2				fill - cinders, brick, brown silt and rock	0	
3			100%	orange-brown clayey silt	0	
4					0	
5				light brown silt ; trace med. sand	0	
6			100%		0	
7					0	
8					0	
9					0	
10				Brown med. sand	0	
11					0	
12					0	
13	SB-317-B 1200			white and orange coarse sand and pea gravel	0	
14					0	
15				orange and white coarse sand saturated	0	
16					0	
17					0	
18			100%		0	
19	SB-317-a.5 1205			drier, still moist	0	
20					0	
21				End 20'		
22						
23						
24						
25						
26						
27						
28						
29						
30						
31						
32						

**RT ENVIRONMENTAL**  
**SOIL BORING / WELL CONSTRUCTION LOG**

SB-318

Proj #: 2043-20	Proj. Name: 3320 Collins Res Act 2 - Task 1
Boring#:	Elevation:
Permit #:	Method: Geoprobod
Start Date: / /	End Date: / /
Geologist: VL	
Driller: Ferris	
Page of	

27' from  
 Sidewalk  
 8' from walk

Depth (ft)	Sample Type & #	Blows per 6"	Recovery (in)	Description	PID	Remarks
1				TOP SOIL and grass	0	
2				Bricks, concrete, cinders - fill	0	
3			75%			
4						
5				brown sand and fill	0	
6				↓		
7						
8			75%	Bricks	0	
9				↓		
10				Brown sandy silt and Bricks		
11						
12					0	
13						
14			75%			
15					0	
16						
17				Brown sand and brick	0	
18	SB-318-18 12:30			Small clay sand patch <sup>between</sup> 18-19'	24	
19						
20	SB-318-19.5 12:35			Brown coarse sand	0	
21				End 20'		
22						
23						
24						
25						
26						
27						
28						
29						
30						
31						
32						

## CHAIN OF CUSTODY / ANALYSIS REQUEST

Name (for report and invoice) <u>J. Lutzinski, J. Long, M. Vigante</u>		Samplers Name (Printed) <u>N. Jones Long</u>		Site/Project Identification <u>Collins St Act 2</u>	
Company <u>RT Environmental</u>		P. O. # <u>2043-20-02</u>		State (Location of site): NJ: <input type="checkbox"/> NY: <input type="checkbox"/> Other: <u>PA</u>	
Address		Analysis Turnaround Time Standard <input checked="" type="checkbox"/> Rush Charges Authorized For: 2 Week <input type="checkbox"/> 1 Week <input type="checkbox"/> Other <input type="checkbox"/>		Regulatory Program:	
City <u>KOP</u>		State <u>PA</u>		LAB USE ONLY Project No:	
Phone		Fax		Job No:	
Sample Identification		Date	Time	Matrix	No. of Cont.
<u>SB-310-2</u>		<u>10/31/12</u>	<u>835</u>	<u>Soil</u>	<u>5</u>
<u>SB-310-7.5</u>			<u>840</u>		
<u>SB-311-13</u>			<u>900</u>		
<u>SB-311-19.5</u>			<u>905</u>		
<u>SB-312-18</u>			<u>940</u>		
<u>SB-312-19.5</u>			<u>945</u>		
<u>SB-313-14</u>			<u>1015</u>		
<u>SB-313-19.5</u>			<u>1020</u>		
<u>SB-314-13.5</u>			<u>1035</u>		
<u>SB-314-19.5</u>			<u>1040</u>		
Preservation Used: <u>1= ICE, 2= HCl, 3= H<sub>2</sub>SO<sub>4</sub>, 4= HNO<sub>3</sub>, 5= NaOH</u>		Soil: <u>16.716.7</u>		Water:	
<u>6= Other D1070.0= Other NaOH</u>					

Special Instructions	Company	Date / Time	Received by	Water Metals Filtered (Yes/No)?
Relinquished by <u>[Signature]</u>	<u>RT Env</u>	<u>10/31/12 1534</u>	1) <u>[Signature]</u>	<u>TAKEUP</u>
Relinquished by	Company	Date / Time	Received by	Company
2)			2)	
Relinquished by	Company	Date / Time	Received by	Company
3)			3)	
Relinquished by	Company	Date / Time	Received by	Company
4)			4)	



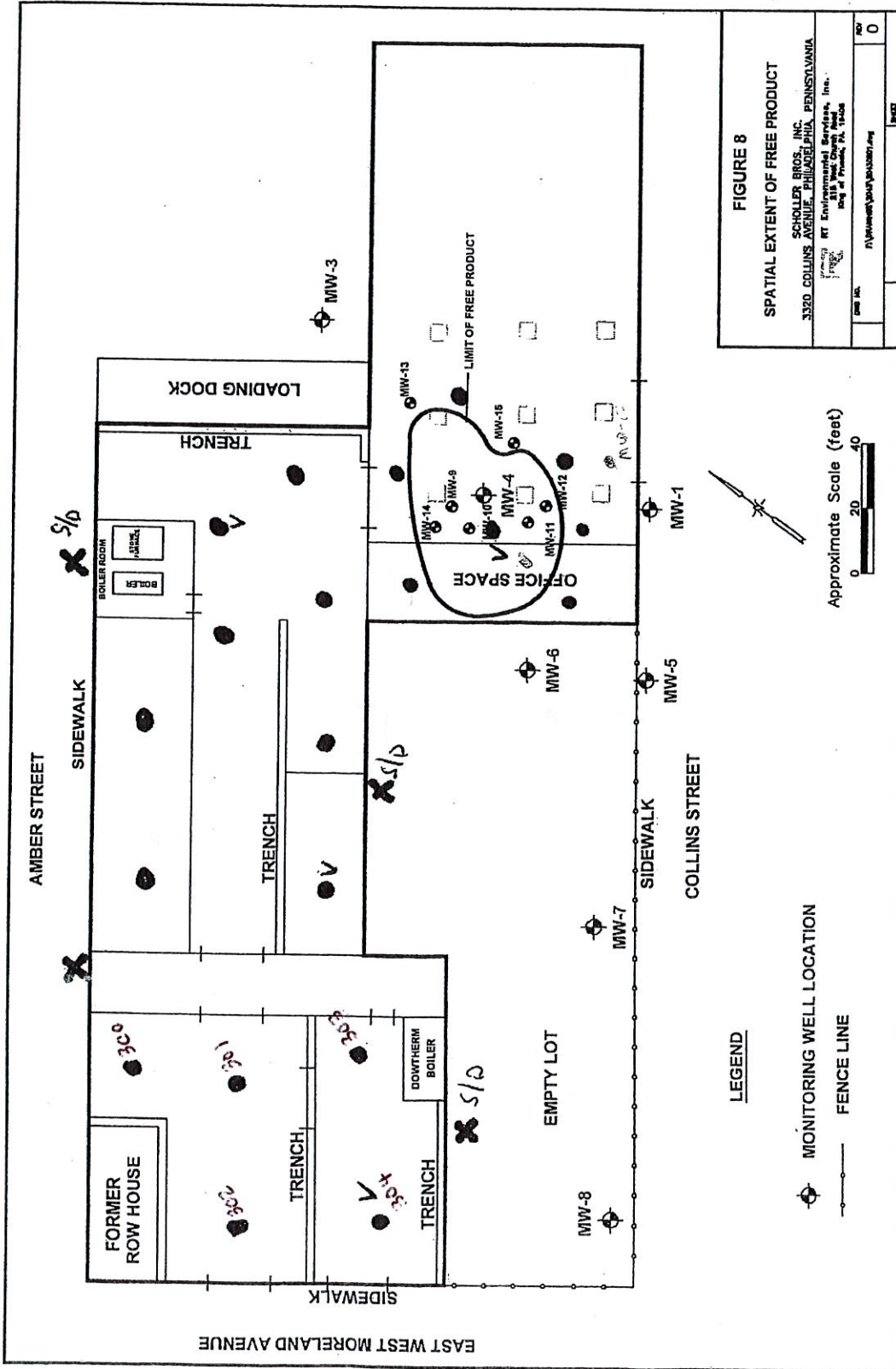


**RT ENVIRONMENTAL SERVICES, INC.  
FIELD ACTIVITY LOG**

CC: GB, WH, JL, File

Client: Follow Through Capital		Project # 2043-20		Name: V. Jones Lang	
Job Location: Philadelphia PA		Date: 10-2-18		Weather: Sunny 70's	
Site Address: 3320 Collins Street					
Equipment: Geoprobe, PID					
Equipment Calibration: Model:					
PID: Gas/Lot#:		Gas ppm= 100.0		Instrument ppm= 100.0	
H & S: Hospital Name:					
Location:			Number:		
Police:			Number:		
Explosive Atmosphere/Conditions:				Yes	No
Utility Clearance		Client Approval: _____			
Serial #	(On-Site Utilities)	Name	Date/Time		
Drums on Site:	No	Yes	Soil Pile:	No	Yes/Size
<b>FIELD ACTIVITY: Soil Investigation</b>					
7:30 RT & Ferris on site					
- John walked site and marked sample locations					
- Ferris unloading and begin coring concrete					
- calibrate PID					
Begin by installing the 5 borings in the western portion of the property					
• Borings SB-300 through SB-304 were installed to refusal (4-9')					
• two samples were collected from each boring					
• Historic fill encountered just below slab to a max. depth of 8' (SB-302)					
• Native soil consisted of clayey silt and medium to coarse-grained sand					
• Proceeded to interior of building and attempted to install borings around the historic limit of free product					
• The 54Lt geoprobe could not advance borings beyond 7' and target depth is 10-20'					
• limited accessibility to the room prevented installing any more borings					
• 3 borings were installed, SB-305 through SB-307, and 2 samples were collected from SB-305 only					
Comments: Ferris continued coring concrete at the remaining locations for work to be done on 10/3/18.					
15:40 RT & Ferris off site					

Signature: 

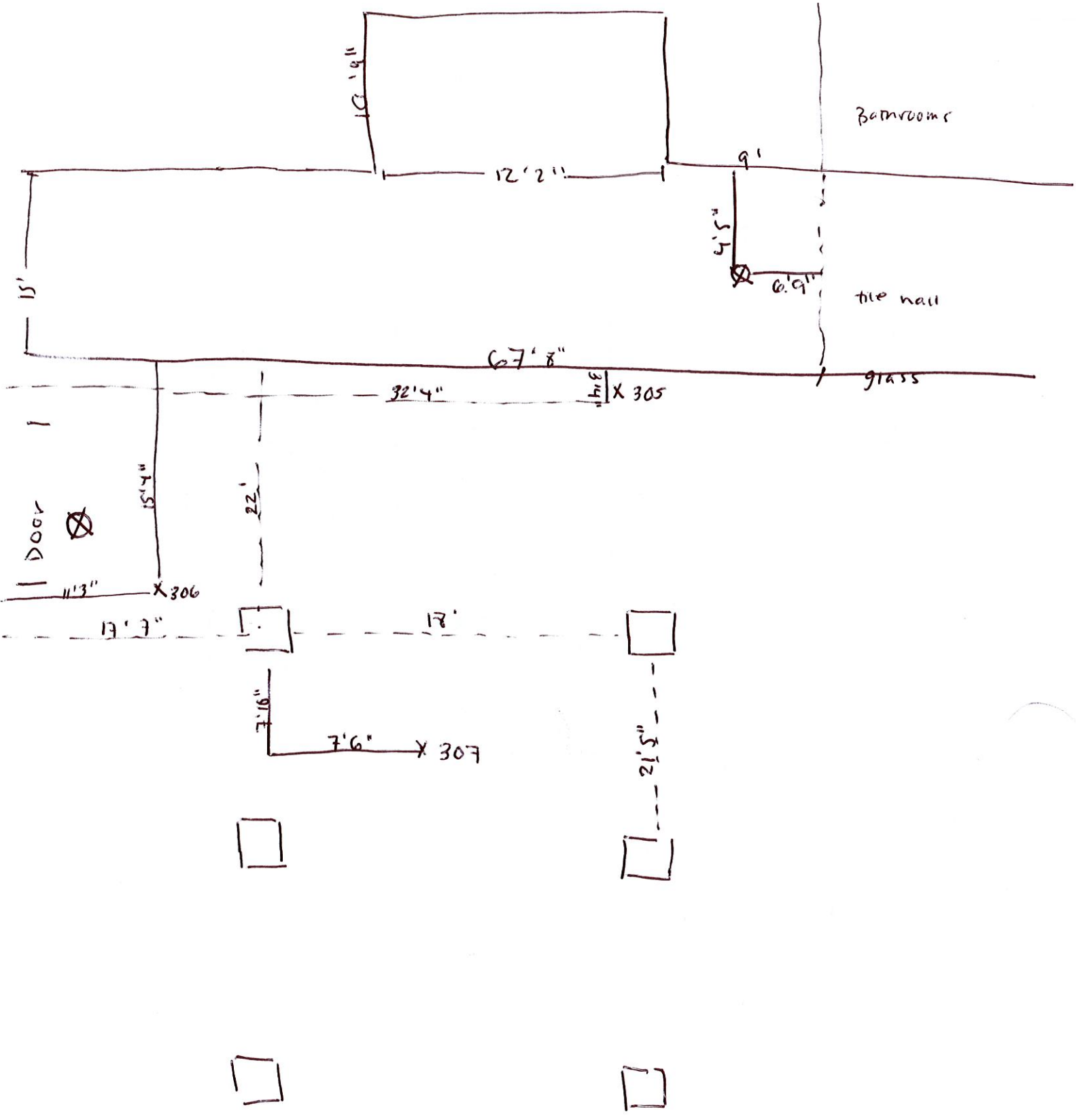


● Soil Boring

✕ Groundwater well point

S/D - shallow and deep well

V - Vapor point



RT ENVIRONMENTAL

SB-300

SOIL BORING / WELL CONSTRUCTION LOG

Proj #: 2043-20	Proj. Name: 3320 Collins Res Act 2 - Task 1
Boring#:	Elevation:
Permit #:	Method: Geoprobe
Start Date: 10/2/13	End Date: 10/2/13
	Geologist: VL
	Driller: Ferris
	Page of

Depth (ft)	Sample Type & #	Blows per 6"	Recovery (in)	Description	PID	Remarks
1	SB-300-3 3 9:15		50%	3 <sup>rd</sup> concrete	0.1	
2				concrete debris, brick, brown silt and black ashy cinders - fill		
3						
4	SB-300-7S 9:20			soft, orange clayey silt w/ med. sand; slightly moist	0.7	
5					0.1	
6				orange med. sand, trace silt	0	
7					0	
8				orange-brown clayey silt w/ med. sand	0	
9				Refusal @ 8'		
10						
11						
12						
13						
14						
15						
16						
17						
18						
19						
20						
21						
22						
23						
24						
25						
26						
27						
28						
29						
30						
31						
32						

RT ENVIRONMENTAL

SOIL BORING / WELL CONSTRUCTION LOG

SB-301

Proj #: 2043-20	Proj. Name: 3320 Collins Res Act 2 - Task 1
Boring#:	Elevation:
Permit #:	Method: Geoprobe
Start Date: 10/1/18	End Date: 10/1/18
	Geologist: VL
	Driller: Ferris
	Page of

Depth (ft)	Sample Type & #	Blows per 6"	Recovery (in)	Description	PID	Remarks
1				Concrete slab 3"		
2	SB-301 1.5 9.00		75%	Black-brown coarse sandy silt w/ rock and brick - fill	0.1	
3				Brown silt w/ fill	0.4	
4				Orange-brown clayey silt <del>silty clay</del> ; trace med. sand	0.1	
5	SB-301 5.5 9.05		100%	Orange med. sand; trace silt	0.1	
6					0.1	
7				REFUSAL 6'		
8						
9						
10						
11						
12						
13						
14						
15						
16						
17						
18						
19						
20						
21						
22						
23						
24						
25						
26						
27						
28						
29						
30						
31						
32						

RT ENVIRONMENTAL

SOIL BORING / WELL CONSTRUCTION LOG

SB-302

Proj #: 2043-20	Proj. Name: 3320 Collins Res Act 2 - Task 1	
Boring#:	Elevation:	Geologist: VL
Permit #:	Method: Geoprobe	Driller: Ferris
Start Date: 10/2/17	End Date: 10/2/17	Page 1 of 1

Depth (ft)	Sample Type & #	Blows per 6"	Recovery (in)	Description	PID	Remarks
1				3" concrete		
2			50%	Black ashliners, brick and rock fragments - fill	0.2	No odors
3						
4	SB-302-4 950			Slag	0.3	
5						
6			50%		0.3	
7						
8					0.2	
9	SB-302-9 955		50%	coarse brown sand		
10				Refusal 9'6"		
11						
12						
13						
14						
15						
16						
17						
18						
19						
20						
21						
22						
23						
24						
25						
26						
27						
28						
29						
30						
31						
32						

RT ENVIRONMENTAL

SOIL BORING / WELL CONSTRUCTION LOG

SB-303

Proj. #: 2043-20	Proj. Name: 3320 Collins Res Act 2 - Task 1	
Boring#:	Elevation:	Geologist: VL
Permit #:	Method: Geoprobe	Driller: Ferris
Start Date: 10/2/18	End Date: 10/2/18	Page 1 of 1

Depth (ft)	Sample Type & #	Blows per 6"	Recovery (in)	Description	PID	Remarks
1				Concrete 3"		
2				Fill - brick frags, black cinders, rock	0.1	
3	SB-303-2.5 10-35		80%		0.0	
4				Soft, orange-brown clayey silt w/ trace med. sand	0.1	
5	SB-303-4.5 10-40				0	
6				REFusal 5' 3"	0	
7						
8						
9						
10						
11						
12						
13						
14						
15						
16						
17						
18						
19						
20						
21						
22						
23						
24						
25						
26						
27						
28						
29						
30						
31						
32						

**RT ENVIRONMENTAL**

**SOIL BORING / WELL CONSTRUCTION LOG**

SB-304

Proj #: 2043-20	Proj. Name: 3320 Collins Res Act 2 - Task 1
Boring#:	Elevation:
Permit #:	Method: Geoprobe
Start Date: 10/2/17	End Date: 10/2/17
	Geologist: VL
	Driller: Ferris
	Page 1 of 1

Depth (ft)	Sample Type & #	Blows per 6"	Recovery (in)	Description	PID	Remarks
1				3" concrete		
2	SB-304-2 10-15			fill - brick, slag, black cinders, some brown silt	0.3	No roots
3					0.1	
4	SB-304-4 10-20			orange-brown clayey silt; trace med. sand	0	
5				Refusal 4' 3"	0	
6						
7						
8						
9						
10						
11						
12						
13						
14						
15						
16						
17						
18						
19						
20						
21						
22						
23						
24						
25						
26						
27						
28						
29						
30						
31						
32						



**RT ENVIRONMENTAL**

**SOIL BORING / WELL CONSTRUCTION LOG**

SB-305

Proj #: 2043-20	Proj. Name: 3320 Collins Res Act 2 - Task 1	
Boring#:	Elevation:	Geologist: VL
Permit #:	Method: Geoprobe	Driller: Ferris
Start Date: 6/2/13	End Date: 10/2/13	Page 1 of 1

Depth (ft)	Sample Type & #	Blows per 6"	Recovery (in)	Description	PID	Remarks
1				8" concrete slab		
2				Sandy orange-brown silt	0	
3	SB-305-4 1140		75%	fill - cinders and brick - 6"	0	sample fill
4				Sandy orange-brown silt	0	
5	SB-305-6 1145		50%	higher mois. soft clayey orange-brown silt	0	
6					0	
7				Refusal @ 2'		
8						
9						
10						
11						
12						
13						
14						
15						
16						
17						
18						
19						
20						
21						
22						
23						
24						
25						
26						
27						
28						
29						
30						
31						
32						

**RT ENVIRONMENTAL**

**SOIL BORING / WELL CONSTRUCTION LOG**

SB-306

Proj. #: 2043-20	Proj. Name: 3320 Collins Res Act 2 - Task 1	
Boring#:	Elevation:	Geologist: VL
Permit #:	Method: Geoprobe	Driller: Ferris
Start Date: 10/2/18	End Date: 10/2/18	Page 1 of 1

Depth (ft)	Sample Type & #	Blows per 6"	Recovery (in)	Description	PID	Remarks
1				concrete 8"	0	No ciders / stone
2				Dry fine sandy silt, tan-orange and gray	0	
3			100%		0	
4					0	
5					0	
6			100%		0	
7					0	
8					0	Refused 7' 3"
9						
10						
11						
12						
13						
14						
15						
16						
17						
18						
19						
20						
21						
22						
23						
24						
25						
26						
27						
28						
29						
30						
31						
32						

**RT ENVIRONMENTAL**

**SOIL BORING / WELL CONSTRUCTION LOG**

SB-307

Proj. #: 2043-20	Proj. Name: 3320 Collins Res Act 2 - Task 1	
Boring#:	Elevation:	Geologist: VL
Permit #:	Method: Geoprobod	Driller: Ferris
Start Date: 0/2/18	End Date: 0/2/18	Page 1 of 1

Depth (ft)	Sample Type & #	Blows per 6"	Recovery (in)	Description	PID	Remarks
1				concrete 3"		
2				Dry fine sandy silt, tan-orange and gray	0	
3					0	
4			100%			
5						
6					0	
7						Refusal 6.5'
8						
9						
10						
11						
12						
13						
14						
15						
16						
17						
18						
19						
20						
21						
22						
23						
24						
25						
26						
27						
28						
29						
30						
31						
32						

## CHAIN OF CUSTODY / ANALYSIS REQUEST

Name (for report and invoice) <i>J. Lydzansk, V. James Long, W. Thompson</i>		Samplers Name (Printed) <i>V. James Long</i>		Site/Project Identification <i>Collins St Area 7</i>	
Company <i>RT Environmental</i>		P. O. # <i>2043-20-02</i>		State (Location of site): NJ: <input type="checkbox"/> NY: <input type="checkbox"/> Other: <input checked="" type="checkbox"/>	
Address		Analysis Turnaround Time Standard <input checked="" type="checkbox"/> Rush Charges Authorized For: 2 Week <input type="checkbox"/> 1 Week <input type="checkbox"/> Other <input type="checkbox"/>		Regulatory Program: <i>DEP 2043-20-02</i>	
City <i>HOP PA</i>		State <i>PA</i>		LAB USE ONLY Project No:	
Phone <i>717-233-1111</i>		Fax		Job No:	
Sample Identification		Date		Sample Numbers	
<i>SB-300-3</i>		<i>10/7/18</i>		<i>1001</i>	
<i>SB-300-7.5</i>		<i>9:20</i>		<i>1002</i>	
<i>SB-301-1.5</i>		<i>9:00</i>		<i>1003</i>	
<i>SB-301-5.5</i>		<i>9:05</i>		<i>1004</i>	
<i>SB-302-4</i>		<i>9:50</i>		<i>1005</i>	
<i>SB-302-9</i>		<i>9:55</i>		<i>1006</i>	
<i>SB-302-20.5</i>		<i>10:35</i>		<i>1007</i>	
<i>SB-303-4.5</i>		<i>10:40</i>		<i>1008</i>	
<i>SB-304-2</i>		<i>10:15</i>		<i>1009</i>	
<i>SB-304-4</i>		<i>10:20</i>		<i>1010</i>	

Preservation Used: 1 = ICE, 2 = HCl, 3 = H<sub>2</sub>SO<sub>4</sub>, 4 = HNO<sub>3</sub>, 5 = NaOH, 6 = Other *None*

### Special Instructions

Relinquished by	Company	Date / Time	Received by	Company	Water Metals Filtered (Yes/No)?
<i>[Signature]</i>	<i>RT Env</i>	<i>10/7/18 14:15</i>	<i>[Signature]</i>	<i>TA-KOP</i>	
2)	Company		Received by	Company	
Relinquished by	Company		Received by	Company	
3)	Company		Received by	Company	
Relinquished by	Company		Received by	Company	
4)	Company		Received by	Company	



**APPENDIX C**  
**SOIL BORING LOGS**

**RT ENVIRONMENTAL**

**SB-300**

**SOIL BORING / WELL CONSTRUCTION LOG**

Proj. #: 2043-20	Proj. Name: 3320 Collins Res Act 2 - Task 1	
Boring#:	Elevation:	Geologist: VL
Permit #:	Method: Geoprobed	Driller: Ferris
Start Date: 10/2/2018	End Date: 10/2/2018	Page of

Depth (ft)	Sample Type & #	Blows per 6"	Recovery (in)	Description	PID	Remarks	
1	SB-300-3 9:15		50%	concrete slab 3"	0.1		
2				concrete debris, brick, brown silt and black ashy cinders			
3				soft orange clayey silt w/ medium sand; slightly moist		0.7	
4						0.1	
5	SB-300-7.5 9:20				0.0		
6				orange medium sand, trace silt			
7				orange-brown clayey silt w/ medium sand		0.0	
8						0.0	
9				Refusal @ 8'			
10							
11							
12							
13							
14							
15							
16							
17							
18							
19							
20							
21							
22							
23							
24							
25							
26							
27							
28							
29							
30							
31							
32							

**RT ENVIRONMENTAL**

**SB-301**

**SOIL BORING / WELL CONSTRUCTION LOG**

Proj. #: 2043-20	Proj. Name: 3320 Collins Res Act 2 - Task 1	
Boring#:	Elevation:	Geologist: VL
Permit #:	Method: Geoprobed	Driller: Ferris
Start Date: 10/2/2018	End Date: 10/2/2018	Page of

Depth (ft)	Sample Type & #	Blows per 6"	Recovery (in)	Description	PID	Remarks
1	SB-301-1.5 9:00		75%	concrete slab 3"	0.1	
2				black brown coarse sandy silt w/ rock & brick fill		
3						
4				brown silt w/ fill		0.6
5	SB-301-5.5 9:05		100%	orange bornw clayey silt; trace med. Sand	0.1	
6				orange med. Sand; trace silt	0.1	
7				Refusal @ 6'	0.1	
8						
9						
10						
11						
12						
13						
14						
15						
16						
17						
18						
19						
20						
21						
22						
23						
24						
25						
26						
27						
28						
29						
30						
31						
32						



**RT ENVIRONMENTAL**

**SB-302**

**SOIL BORING / WELL CONSTRUCTION LOG**

Proj. #: 2043-20	Proj. Name: 3320 Collins Res Act 2 - Task 1	
Boring#:	Elevation:	Geologist: VL
Permit #:	Method: Geoprobod	Driller: Ferris
Start Date: 10/2/2018	End Date: 10/2/2018	Page of

Depth (ft)	Sample Type & #	Blows per 6"	Recovery (in)	Description	PID	Remarks
1				concrete slab 3"		
2			50%	black ashy cinders, brick and rock fragments - fill	0.2	No odors
3						
4	SB-302-4 9:50			slag	0.3	
5			50%		0.3	
6						
7						
8					0.2	
9	SB-302-9 9:55		50%	coarse brown sand		
10				Refusal @ 9.6'		
11						
12						
13						
14						
15						
16						
17						
18						
19						
20						
21						
22						
23						
24						
25						
26						
27						
28						
29						
30						
31						
32						

**RT ENVIRONMENTAL**

**SB-303**

**SOIL BORING / WELL CONSTRUCTION LOG**

Proj. #: 2043-20	Proj. Name: 3320 Collins Res Act 2 - Task 1
Boring#:	Elevation:
Permit #:	Method: Geoprobed
Start Date: 10/2/2018	End Date: 10/2/2018
Geologist: VL	
Driller: Ferris	
Page _____ of _____	

Depth (ft)	Sample Type & #	Blows per 6"	Recovery (in)	Description	PID	Remarks
1	SB-303-2.5 10:35		80%	concrete slab 3"	0.1	
2				fill - brick fragments, black cinders, rock	0.6	
3					0.1	
4				soft orange-brown clayey silt w/ trace med. Sand		
5	SB-303-4.5 10:40				0.0	
6				Refusal @ 5.3'		
7						
8						
9						
10						
11						
12						
13						
14						
15						
16						
17						
18						
19						
20						
21						
22						
23						
24						
25						
26						
27						
28						
29						
30						
31						
32						

**RT ENVIRONMENTAL**

**SB-304**

**SOIL BORING / WELL CONSTRUCTION LOG**

Proj. #: 2043-20	Proj. Name: 3320 Collins Res Act 2 - Task 1	
Boring#:	Elevation:	Geologist: VL
Permit #:	Method: Geoprobed	Driller: Ferris
Start Date: 10/2/2018	End Date: 10/2/2018	Page of

Depth (ft)	Sample Type & #	Blows per 6"	Recovery (in)	Description	PID	Remarks
1				concrete slab 3"		
2	SB-304-2 10:15			fill - brick fragments, slag, black cinders, some brown silt	0.3	No odors
3					0.1	
4	SB-304-4 10:20			soft orange-brown clayey silt w/ trace med. Sand	0.0	
5					0.0	
6				Refusal @ 4.3'		
7						
8						
9						
10						
11						
12						
13						
14						
15						
16						
17						
18						
19						
20						
21						
22						
23						
24						
25						
26						
27						
28						
29						
30						
31						
32						

**RT ENVIRONMENTAL**

**SB-305**

**SOIL BORING / WELL CONSTRUCTION LOG**

Proj. #: 2043-20	Proj. Name: 3320 Collins Res Act 2 - Task 1	
Boring#:	Elevation:	Geologist: VL
Permit #:	Method: Geoprobod	Driller: Ferris
Start Date: 10/2/2018	End Date: 10/2/2018	Page of

Depth (ft)	Sample Type & #	Blows per 6"	Recovery (in)	Description	PID	Remarks
1	SB-305-4 1:40		75%	concrete slab 3"	0.1	
2				black brown coarse sandy silt w/ rock & brick fill		
3						
4				brown silt w/ fill		0.6
5	SB-301-5.5 9:05		100%	orange bornw clayey silt; trace med. Sand	0.1	
6				orange med. Sand; trace silt	0.1	
7				Refusal @ 6.2'	0.1	
8						
9						
10						
11						
12						
13						
14						
15						
16						
17						
18						
19						
20						
21						
22						
23						
24						
25						
26						
27						
28						
29						
30						
31						
32						

**RT ENVIRONMENTAL**

**SB-306**

**SOIL BORING / WELL CONSTRUCTION LOG**

Proj. #: 2043-20	Proj. Name: 3320 Collins Res Act 2 - Task 1	
Boring#:	Elevation:	Geologist: VL
Permit #:	Method: Geoprobod	Driller: Ferris
Start Date: 10/2/2018	End Date: 10/2/2018	Page of

Depth (ft)	Sample Type & #	Blows per 6"	Recovery (in)	Description	PID	Remarks
1				concrete 8"		
2			100%	dry fine sandy silt, tan-orange and gray sand	0	
3					0	
4					0	
5						
6					0	
7				Refusal 6.5'		
8						
9						
10						
11						
12						
13						
14						
15						
16						
17						
18						
19						
20						
21						
22						
23						
24						
25						
26						
27						
28						
29						
30						
31						
32						

**RT ENVIRONMENTAL**

**SB-307**

**SOIL BORING / WELL CONSTRUCTION LOG**

Proj. #: 2043-20	Proj. Name: 3320 Collins Res Act 2 - Task 1	
Boring#:	Elevation:	Geologist: VL
Permit #:	Method: Geoprobed	Driller: Ferris
Start Date: 10/2/2018	End Date: 10/2/2018	Page of

Depth (ft)	Sample Type & #	Blows per 6"	Recovery (in)	Description	PID	Remarks
1				concrete 8"		
2			100%	dry fine sandy silt, tan-orange and gray sand	0	No staining/ odor
3					0	
4						
5			100%		0	
6						
7					0	
8				Refusal @ 7.3'		
9						
10						
11						
12						
13						
14						
15						
16						
17						
18						
19						
20						
21						
22						
23						
24						
25						
26						
27						
28						
29						
30						
31						
32						

**RT ENVIRONMENTAL**

**SB-310**

**SOIL BORING / WELL CONSTRUCTION LOG**

Proj. #: 2043-20	Proj. Name: 3320 Collins Res Act 2 - Task 1	
Boring#:	Elevation:	Geologist: VL
Permit #:	Method: Geoprobed	Driller: Ferris
Start Date: 10/3/2018	End Date: 10/3/2018	Page of

Depth (ft)	Sample Type & #	Blows per 6"	Recovery (in)	Description	PID	Remarks
1	SB-310-2 8:35		100%	concrete 8"		
2				fill - black cinders, brick fragments, brown silt	0	minimal fill vol; sampled just below fill
3				brown med. Sand and silt	0	
4				higher moisture brown silt, trace medium sand	0	
5	SB-310-7.5 8:40		100%			
6						
7				red-brown silt, trace sand	0	
8						
9				Refusal @ 8'		
10						
11						
12						
13						
14						
15						
16						
17						
18						
19						
20						
21						
22						
23						
24						
25						
26						
27						
28						
29						
30						
31						
32						

**RT ENVIRONMENTAL**

**SB-311**

**SOIL BORING / WELL CONSTRUCTION LOG**

Proj. #: 2043-20	Proj. Name: 3320 Collins Res Act 2 - Task 1	
Boring#:	Elevation:	Geologist: VL
Permit #:	Method: Geoprobed	Driller: Ferris
Start Date: 10/3/2018	End Date: 10/3/2018	Page of

Depth (ft)	Sample Type & #	Blows per 6"	Recovery (in)	Description	PID	Remarks
1				concrete 8"		
2			50%	orange-brown clayey silt	0	no staining / odor
3					0	
4					0	
5					0	
6			100%		0	
7				red-brown silt, trace med. sand		
8						
9				rocks		
10						
11				orange and gray med. Sand	0	
12						
13	SB-311-13 9:00		100%	slight moist	0	
14						
15						
16				coarse sand orange-brown and red	0	
17				saturated		
18			100%			
19	SB-311-19.5 9:05				0	
20						
21				End of Boring @ 20'		
22						
23						
24						
25						
26						
27						
28						
29						
30						
31						
32						



**RT ENVIRONMENTAL**

**SB-312**

**SOIL BORING / WELL CONSTRUCTION LOG**

Proj. #: 2043-20	Proj. Name: 3320 Collins Res Act 2 - Task 1	
Boring#:	Elevation:	Geologist: VL
Permit #:	Method: Geoprobod	Driller: Ferris
Start Date: 10/3/2018	End Date: 10/3/2018	Page of

Depth (ft)	Sample Type & #	Blows per 6"	Recovery (in)	Description	PID	Remarks
1				concrete 7"		
2			100%	black cinder and concrete	0	
3				orange-brown clayey silt	0	
4					0	
5					0	
6				brown silt w/ trace med. Sand		
7			75%		0	
8						
9						
10						
11				coarse orange sand	0	
12						
13					0	
14						
15						
16				Black oily stain in med. Sand	35	
17				med. brown sand w/ rock		
18	SB-312-18 9:40			black oily stain in med. Sand	57.7	
19	SB-312-19.5 9:45			coarse white and orange sand, nearly saturated	0.3	
20						
21				End of Boring @ 20'		
22						
23						
24						
25						
26						
27						
28						
29						
30						
31						
32						

**RT ENVIRONMENTAL**

**SB-313**

**SOIL BORING / WELL CONSTRUCTION LOG**

Proj. #: 2043-20	Proj. Name: 3320 Collins Res Act 2 - Task 1	Geologist: VL
Boring#:	Elevation:	Driller: Ferris
Permit #:	Method: Geoprobed	Page of
Start Date: 10/3/2018	End Date: 10/3/2018	

Depth (ft)	Sample Type & #	Blows per 6"	Recovery (in)	Description	PID	Remarks	
1				concrete 8"			
2			100%	2" black cinders - fill	0	no odor	
3				brown- orange clayey silt	0		
4				brown silt w/ trace med. Sand	0		
5							
6			100%		0		
7							
8							
9							
10							
11				red brown silt, trace med. sand	0		
12				brown and orange coarse sand and rock			
13	SB-313-14 10:15		100%			0	
14							
15							
16				white and orange coarse sand	0		
17				nearly saturated		saturated	
18			100%		0		
19	SB-313-19.5 10:20				0		
20							
21				End of Boring @ 20'			
22							
23							
24							
25							
26							
27							
28							
29							
30							
31							
32							

**RT ENVIRONMENTAL**

**SB-314**

**SOIL BORING / WELL CONSTRUCTION LOG**

Proj. #: 2043-20	Proj. Name: 3320 Collins Res Act 2 - Task 1	
Boring#:	Elevation:	Geologist: VL
Permit #:	Method: Geoprobed	Driller: Ferris
Start Date: 10/3/2018	End Date: 10/3/2018	Page of

Depth (ft)	Sample Type & #	Blows per 6"	Recovery (in)	Description	PID	Remarks
1				concrete 8"		
2			100%	orange-brown clayey silt	0	no odor
3					0	
4					0	
5						
6						
7			100%	brown silt w/ med. fine sand	0	
8						
9						
10						
11				brown silt and coarse sand	0	
12						
13	SB-314-13.5 10:35		100%		0	
14				moist coarse sand and pea gravel		
15						
16						
17						
18			100%	saturated coarse sand and trace pea gravel	0	
19	SB-314-19.5 10:40				0	
20						
21				End of Boring @ 20'		
22						
23						
24						
25						
26						
27						
28						
29						
30						
31						
32						

**RT ENVIRONMENTAL**

**SB-315**

**SOIL BORING / WELL CONSTRUCTION LOG**

Proj. #: 2043-20	Proj. Name: 3320 Collins Res Act 2 - Task 1	
Boring#:	Elevation:	Geologist: VL
Permit #:	Method: Geoprobe	Driller: Ferris
Start Date: 10/3/2018	End Date: 10/3/2018	Page of

Depth (ft)	Sample Type & #	Blows per 6"	Recovery (in)	Description	PID	Remarks
1				concrete 8"		
2			75%	black cinders, brick & concrete fragments -fill	0	no odor
3					0	
4				orange-brown clayey silt, trace med. sand	0	
5						
6				coarse brown sand	0	
7			100%			
8				brown silt w/ med. sand		
9						
10						
11				coarse sand and rocks	0	
12						
13	SB-315-14 11:05		100%		0	
14				med. brown sand		
15						
16				coarse sand and pea gravel saturated	0	
17						
18			100%	brown and orange coarse sand and trace pea gravel	0	
19	SB-315-19.5 11:10				0	
20						
21				End of Boring @ 20'		
22						
23						
24						
25						
26						
27						
28						
29						
30						
31						
32						

**RT ENVIRONMENTAL**

**SB-316**

**SOIL BORING / WELL CONSTRUCTION LOG**

Proj. #: 2043-20	Proj. Name: 3320 Collins Res Act 2 - Task 1	
Boring#:	Elevation:	Geologist: VL
Permit #:	Method: Geoprobed	Driller: Ferris
Start Date: 10/3/2018	End Date: 10/3/2018	Page of

Depth (ft)	Sample Type & #	Blows per 6"	Recovery (in)	Description	PID	Remarks
1				concrete 8"		
2			100%	gray and brown clayey silt	0	no odor
3					0	
4					0	
5					0	
6				moist brown clayey silt, trace med sand	0	
7			100%			
8						
9				brown med sand		
10						
11				red med sand and pea gravel/rocks	0	Depth to bottom of pit - 11'
12						
13	SB-316-12.5 11:30		50%		0	
14						
15						
16				saturated coarse orange sand	0	
17						
18			100%		0	
19	SB-316-19.5 11:35				0	
20						
21				End of Boring @ 20'		
22						
23						
24						
25						
26						
27						
28						
29						
30						
31						
32						

**RT ENVIRONMENTAL**

**SB-317**

**SOIL BORING / WELL CONSTRUCTION LOG**

Proj. #: 2043-20	Proj. Name: 3320 Collins Res Act 2 - Task 1	
Boring#:	Elevation:	Geologist: VL
Permit #:	Method: Geoprobed	Driller: Ferris
Start Date: 10/3/2018	End Date: 10/3/2018	Page of

Depth (ft)	Sample Type & #	Blows per 6"	Recovery (in)	Description	PID	Remarks
1				concrete 7"		
2			100%	fill - black cinders, brown silt and rock	0	no odor
3					0	
4				orange - brown clayey silt	0	
5						
6				light brown silt, trace med sand	0	
7			100%			
8						
9						
10						
11				brown med sand	0	
12						
13	SB-317-13 12:00		50%		0	
14				white and orange coarse sand and pea gravel		
15						
16				orange and white coarse sand saturated	0	
17						
18			100%		0	
19	SB-317-19.5 12:05			drier, still moist	0	
20						
21				End of Boring @ 20'		
22						
23						
24						
25						
26						
27						
28						
29						
30						
31						
32						

**RT ENVIRONMENTAL**

**SB-318**

**SOIL BORING / WELL CONSTRUCTION LOG**

Proj. #: 2043-20	Proj. Name: 3320 Collins Res Act 2 - Task 1	
Boring#:	Elevation:	Geologist: VL
Permit #:	Method: Geoprobed	Driller: Ferris
Start Date: 10/3/2018	End Date: 10/3/2018	Page of

Depth (ft)	Sample Type & #	Blows per 6"	Recovery (in)	Description	PID	Remarks
1				top soil and grass		
2			75%	bricks, concrete, cinders - fill	0	no odor
3					0	
4					0	
5					0	
6				brown sand and fill		
7			75%	bricks	0	
8						
9						
10						
11				brown sandy silt and bricks	0	
12						
13			75%		0	
14						
15						
16				brown sand and brick	0	
17						
18	SB-318-18 13:30		75%	small oily sand patch between 18'-19'	24	
19	SB-318-19.5 13:35				0	
20				brown coarse sand		
21				End of Boring @ 20'		
22						
23						
24						
25						
26						
27						
28						
29						
30						
31						
32						

**APPENDIX D**  
**WELL CONSTRUCTION LOGS**



**RT ENVIRONMENTAL**  
**SOIL BORING / WELL CONSTRUCTION LOG**

**MW-16S/D**

Proj. #: 2043-20	Proj. Name: 3320Collins Res Act 2	
Boring#:	Elevation:	Geologist: VL
Permit #:	Method:	Driller: Allied
Start Date: 12/4/18	End Date: 12/4/18	Page 1 of 1

Depth (ft)	Sample Type & #	Blows per 6"	Recovery (in)	Description	S	D	PID	Remarks
—				sidewalk				No PID readings
2				black-brown silty fill w/ brick and rock				
4				orange-brown med.-coarse sand trace clay				
6								
8								
10								
12								<b>SHALLOW</b>
14								<b>CONSTRUCTION SPECS.</b>
16								PVC Riser: 10' - 0
18								ID PVC Screen: 25' - 10'
20								Sand filter pack: 25' - 7'
22								Bentonite: 7' - 4'
24								Mount: Flush
26								
28								
30								
32								
34								
36				Bed rock - gray schist				
38								
40								
42								
44								
46								<b>DEEP</b>
48								<b>CONSTRUCTION SPECS.</b>
50								PVC Riser: 45' - 0
								ID PVC Screen: 50' - 45'
								Sand filter pack: 50' - 43'
								Bentonite: 43' - 27'
								Mount: Flush
52				End borehole 52'				

**RT ENVIRONMENTAL**

**MW-17S**

**SOIL BORING / WELL CONSTRUCTION LOG**

Proj. #: 2043-20	Proj. Name: 3320 Collins Res Act 2	
Boring#:	Elevation:	Geologist: VL
Permit #:	Method: Air Rotary Geoprobe	Driller: Allied
Start Date: 12/3/18	End Date: 12/3/18	Page 1 of 1

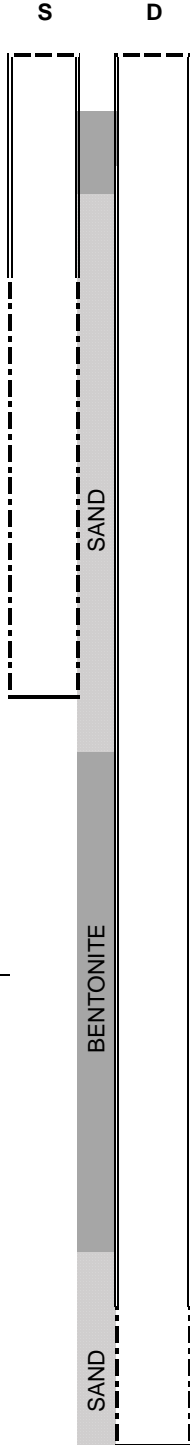
Depth (ft)	Sample Type & #	Blows per 6"	Recovery (in)	Description	PID	Remarks
1				sidewalk - 2 layers of concrete		No PID readings
2				historic fill- black-brown silty fill w/ brick and rock		
3						
4						
5						
6						
7						
8						
9						
10						
11						
12						
13				water return		
14				medium-coarse orange-brown sand		
15						
16						
17						
18						
19						
20						
21						
22						
23						
24						
25						
26						
27				End borehole - 26.5'		<b>CONSTRUCTION SPECS.</b>
28						PVC Riser: 11' - 0
29						ID PVC Screen: 26' - 11"
30						Sand filter pack: 26' - 8'
31						Bentonite: 8' - 5'
32						Mount: Flush
33						
34						
35						

**RT ENVIRONMENTAL**  
**SOIL BORING / WELL CONSTRUCTION LOG**

**MW-18S/D**

Proj. #: 2043-20	Proj. Name: 3320Collins Res Act 2	
Boring#:	Elevation:	Geologist: VL
Permit #:	Method:	Driller: Allied
Start Date: 12/4/18	End Date: 12/4/18	Page 1 of 1

Depth (ft)	Sample Type & #	Blows per 6"	Recovery (in)	Description	PID	Remarks
2				black-brown silty fill w/ brick and rock		No PID readings
4						
6						
8				orange-brown med.-coarse sand		
10				brown silt w/ small cobbles		
12				orange-brown med.-coarse sand		<b>SHALLOW</b>
14						<b>CONSTRUCTION SPECS.</b>
16				moist return		PVC Riser: 10' - 0
18						ID PVC Screen: 25' - 10'
20						Sand filter pack: 25' - 7'
22						Bentonite: 7' - 4'
24						Mount: Stick up
26				wet return		
28						
30						
32						
34						
36				Bed rock - gray schist		
38						
40						
42						
44						
46						<b>DEEP</b>
48						<b>CONSTRUCTION SPECS.</b>
50						PVC Riser: 47' - 0
52						ID PVC Screen: 52' - 47'
54				End borehole 54'		Sand filter pack: 52' - 45'
						Bentonite: 45' - 27'
						Mount: Stick up



**RT ENVIRONMENTAL**  
**SOIL BORING / WELL CONSTRUCTION LOG**

**MW-19S/D**

Proj. #: 2043-20	Proj. Name: 3320Collins Res Act 2	Geologist: VL
Boring#:	Elevation:	Driller: Allied
Permit #:	Method:	Page 1 of 1
Start Date: 11/27/18	End Date: 11/28/18	

Depth (ft)	Sample Type & #	Blows per 6"	Recovery (in)	Description	S	D	PID	Remarks
2				tan-brown silty fill w/ brick and rock				No PID readings
4								
6								
8								
10				orange-brown med.-coarse sand				<b>SHALLOW</b>
12								<b>CONSTRUCTION SPECS.</b>
14								PVC Riser: 10' - 0
16								ID PVC Screen: 25' - 10'
18								Sand filter pack: 25' - 7'
20								Bentonite: 7' - 4'
22								Mount: Stick up
24								
26								
28								
30								
32				void				
34								
36				coarse sand and river rock water return				
38								
40								
42								
44								
46				Bed rock - gray schist				<b>DEEP</b>
48								<b>CONSTRUCTION SPECS.</b>
50								PVC Riser: 45' - 0
								ID PVC Screen: 50' - 45'
								Sand filter pack: 50' - 43'
								Bentonite: 43' - 27'
								Mount: Stick up
52				End borehole 52'				

**APPENDIX E**  
**QUICK DOMENICO DATA**

4/17/2020

Slug Test Data

Collins Street

RT Project #2043-20

MW-17S	DTW	Elapsed Time	Change in Water Level
Test 1	10.65	00:00:43:41	0.34
initial DTW	10.54	00:01:27:28	0.23
10.31	10.45	00:02:33:88	0.14
	10.4	00:03:25:97	0.09
	10.35	00:05:24:09	0.04
100%	10.31	00:12:07:17	0

MW-17S	DTW	Elapsed Time	Change in Water Level
Test 2	11.04	00:00:21:10	0.73
initial DTW	10.85	00:01:02:37	0.54
10.31	10.73	00:01:27:65	0.42
	10.67	00:01:48:70	0.36
	10.6	00:02:16:30	0.29
	10.55	00:02:41:12	0.24
	10.5	00:03:09:82	0.19
	10.45	00:03:57:22	0.14
	10.41	00:04:33:94	0.1
	10.36	00:05:51:10	0.05
100%	10.31	00:11:26:87	0

MW-16S	DTW	Elapsed Time	Change in Water Level
Test 1	12.83	00:01:50:29	0.31
initial DTW	12.7	00:04:51:20	0.18
12.52	12.67	00:05:36:27	0.15
	12.54	00:18:29:27	0.02
100%	12.52	00:32:14:18	0

MW-16S	DTW	Elapsed Time	Change in Water Level
Test 2	12.8	00:00:43:37	0.28
initial DTW	12.78	00:02:29:51	0.26
12.52	12.74	00:03:40:88	0.22
	12.7	00:04:53:28	0.18
	12.66	00:06:36:86	0.14
	12.62	00:10:12:47	0.1
100%	12.58	00:14:03:65	0.06
	12.52	00:31:39:51	0

MW--16D	DTW	Elapsed Time	Change in Water Level
	13.9	00:05:00:98	0.45
initial DTW	13.85	00:18:38:29	0.4
13.45	13.82	00:29:55:26	0.37
	13.75	00:53:10:20	0.3

	13.7	01:16:21:28	0.25
	13.68	01:25:15:80	0.23
	13.6	01:47:18:50	0.15
	13.58	02:08:17:49	0.13
	13.52	02:31:18:57	0.07
100%	13.45	03:07:47:20	0

MW-19S	DTW	Elapsed Time	Change in Water Level
	15.1	00:00:12:60	0.85
initial DTW	15	00:00:33:56	0.75
14.25	14.9	00:01:07:29	0.65
	14.8	00:01:45:27	0.55
	14.75	00:02:26:47	0.5
	14.7	00:02:44:90	0.45
	14.6	00:03:50:43	0.35
	14.55	00:04:17:12	0.3
	14.5	00:05:10:39	0.25
	14.45	00:06:29:70	0.2
	14.4	00:07:40:84	0.15
	14.35	00:09:35:68	0.1
	14.3	00:12:07:60	0.05
100%	14.25	00:18:31:68	0

MW-19D	DTW	Elapsed Time	Change in Water Level
	15.85	00:00:49:58	1.46
initial DTW	15.75	00:01:32:30	1.36
14.39	15.7	00:02:06:40	1.31
	15.65	00:02:39:56	1.26
	15.6	00:03:15:82	1.21
	15.55	00:03:47:29	1.16
	15.5	00:04:32:60	1.11
	15.45	00:05:09:40	1.06
	15.4	00:06:04:92	1.01
	15.35	00:06:59:18	0.96
	15.3	00:07:50:84	0.91
	15.25	00:08:50:18	0.86
	15.2	00:09:39:40	0.81
	15.1	00:13:16:87	0.71
	15	00:14:24:73	0.61
	14.9	00:17:25:25	0.51
	14.8	00:21:58:62	0.41
	14.7	00:27:51:83	0.31
	14.6	00:36:03:00	0.21
	14.5	00:52:37:60	0.11
97%	14.43	01:09:42:20	0.04

<b>MW-18S</b>	<b>DTW</b>	<b>Elapsed Time</b>	<b>Change in Water Level</b>
	16.1	00:00:37:58	1.11
initial DTW	16	00:01:16:80	1.01
14.99	15.9	00:02:44:30	0.91
	15.8	00:04:37:71	0.81
	15.7	00:06:51:89	0.71
	15.5	00:13:04:76	0.51
	15.38	00:17:01:69	0.39
	15.2	00:29:08:53	0.21
	15.1	00:41:23:23	0.11
99%	15	01:00:19:40	0.01

<b>MW-18D</b>	<b>DTW</b>	<b>Elapsed Time</b>	<b>Change in Water Level</b>
	16.32	00:00:27:12	1.33
initial DTW	16.2	00:01:09:11	1.21
14.99	16	00:01:47:18	1.01
	15.9	00:03:12:29	0.91
	15.8	00:05:17:81	0.81
	15.7	00:09:29:76	0.71
62%	15.6	00:13:04:53	0.61



TCE

source concentration from MW-19D 2/22/2020  
 concentration as of 2/23/2020

distance to MW-6  
 distance to  
 distance to  
 distance to

days between concentration  
 2/22/2020 0.049 source conc.  
 2/23/2020 0.0001  
 1

	K	ft/day	K	ft/day
16s		0.962	16D	0.02971
17s		2.471	18d	0.5304
18s		0.5454	19d	0.1542
19s		2.103		
avg		1.52035	avg	0.238103
geomean		1.28	geomean	0.13

hydraulic gradient	16D	19d	105
1/2/2019	86.49	85.59	0.008571
1/15/2019	86.28	85.93	0.003333
1/23/2019	86.44	85.88	0.005333
2/22/2019	86.19	85.49	0.006667

Ax= 100

Geo Mean 0.006

hydraulic gradient  
 average 0.006 deep wells Geomean

TCE lambda  
 k/yr k/day  
 0.020 0.000055

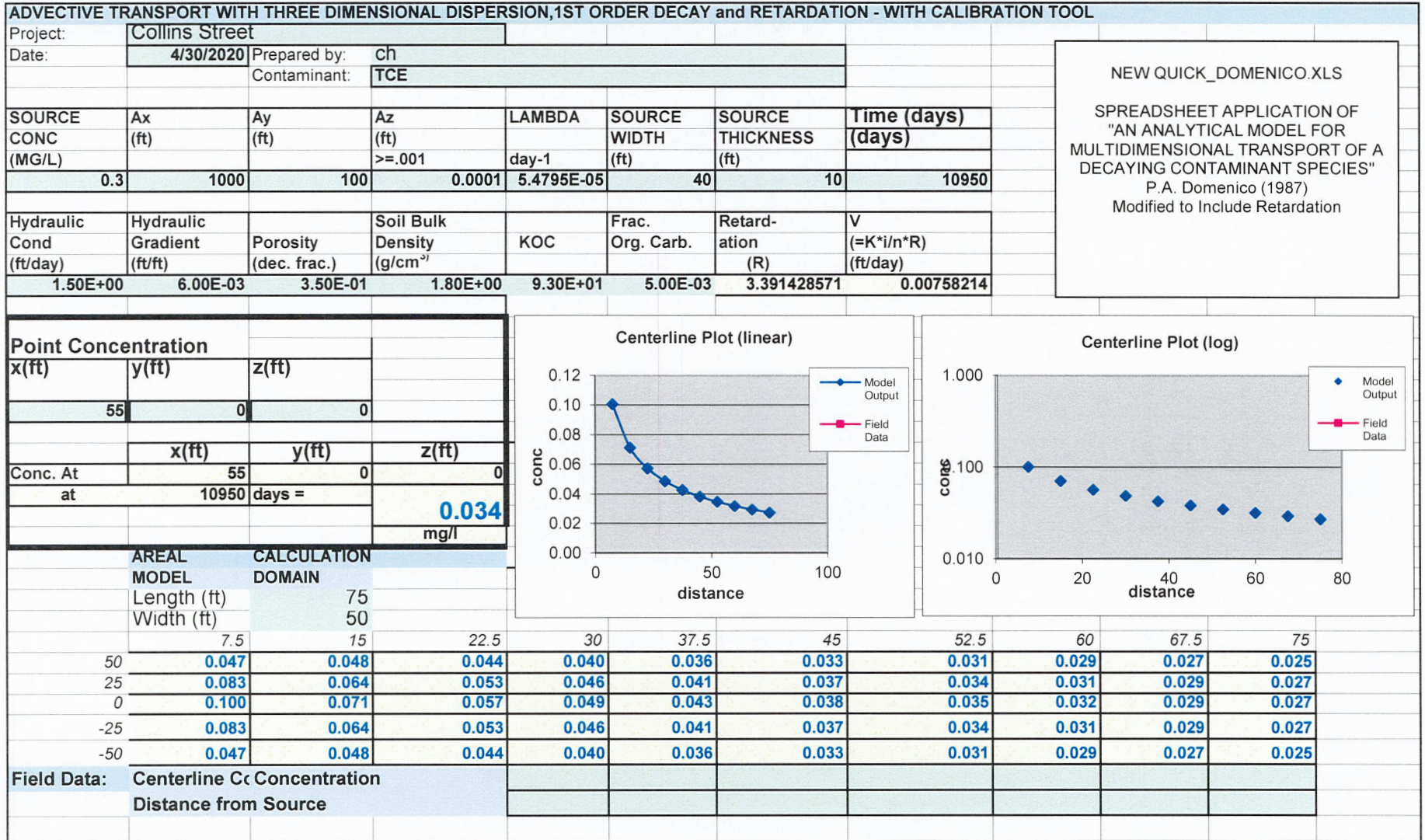
hydraulic conductivity values - ft/day  
 0.13 deep well Geomean

TCE	default	calibration	30 yr
source concentration	0.049	0.3	0.3
Ax	100	1000	1000
Ay	10.0	100.0	100.0
Degradation coefficient (lambda)	0.000055	5.48E-05	5.479E-05
Source Width	40	40	40
Thickness	10	10	10
days	1	10950	10950
hydraulic conductivity	0.13	1.5	1.5
hydraulic gradient	0.006	0.006	0.006
porosity	0.35	0.35	0.35
soil bulk density	1.8	1.8	1.8
KOC	93	93	93
fraction of organic carbon	0.005	0.005	0.005

ADVECTIVE TRANSPORT WITH THREE DIMENSIONAL DISPERSION, 1ST ORDER DECAY and RETARDATION - WITH CALIBRATION TOOL																																																														
Project:	Collins Street																																																													
Date:	4/30/2020	Prepared by:	ch																																																											
		Contaminant:	TCE																																																											
SOURCE CONC (MG/L)	Ax (ft)	Ay (ft)	Az (ft)	LAMBDA	SOURCE WIDTH (ft)	SOURCE THICKNESS (ft)	Time (days) (days)																																																							
0.3	1.00E+03	1.00E+02	>=.001	day-1	40	10	10950																																																							
Hydraulic Cond (ft/day)	Hydraulic Gradient (ft/ft)	Porosity (dec. frac.)	Soil Bulk Density (g/cm <sup>3</sup> )	KOC	Frac. Org. Carb.	Retardation (R)	V (=K*i/n*R) (ft/day)																																																							
1.50E+00	6.00E-03	3.50E-01	1.80E+00	9.30E+01	5.00E-03	3.391428571	0.00758214																																																							
<table border="1"> <thead> <tr> <th colspan="4">Point Concentration</th> </tr> <tr> <th>x(ft)</th> <th>y(ft)</th> <th colspan="2">z(ft)</th> </tr> </thead> <tbody> <tr> <td>30</td> <td>0</td> <td colspan="2">0</td> </tr> <tr> <td colspan="2"></td> <th>x(ft)</th> <th>y(ft)</th> </tr> <tr> <td>Conc. At</td> <td>30</td> <td>0</td> <td>0</td> </tr> <tr> <td>at</td> <td>10950</td> <td colspan="2">days =</td> </tr> <tr> <td colspan="3"></td> <td><b>0.049</b></td> </tr> <tr> <td colspan="3"></td> <td>mg/l</td> </tr> </tbody> </table>								Point Concentration				x(ft)	y(ft)	z(ft)		30	0	0				x(ft)	y(ft)	Conc. At	30	0	0	at	10950	days =					<b>0.049</b>				mg/l																							
Point Concentration																																																														
x(ft)	y(ft)	z(ft)																																																												
30	0	0																																																												
		x(ft)	y(ft)																																																											
Conc. At	30	0	0																																																											
at	10950	days =																																																												
			<b>0.049</b>																																																											
			mg/l																																																											
<table border="1"> <thead> <tr> <th colspan="2">AREAL MODEL</th> <th colspan="2">CALCULATION DOMAIN</th> </tr> </thead> <tbody> <tr> <td>Length (ft)</td> <td>8</td> <td>16</td> <td>24</td> </tr> <tr> <td>Width (ft)</td> <td>60</td> <td>32</td> <td>40</td> </tr> <tr> <td></td> <td>48</td> <td>56</td> <td>64</td> </tr> <tr> <td></td> <td>72</td> <td>80</td> <td></td> </tr> </tbody> </table>								AREAL MODEL		CALCULATION DOMAIN		Length (ft)	8	16	24	Width (ft)	60	32	40		48	56	64		72	80																																				
AREAL MODEL		CALCULATION DOMAIN																																																												
Length (ft)	8	16	24																																																											
Width (ft)	60	32	40																																																											
	48	56	64																																																											
	72	80																																																												
<table border="1"> <tbody> <tr> <td>60</td> <td>0.035</td> <td>0.040</td> <td>0.038</td> <td>0.036</td> <td>0.033</td> <td>0.030</td> <td>0.028</td> <td>0.026</td> <td>0.025</td> <td>0.023</td> </tr> <tr> <td>30</td> <td>0.075</td> <td>0.060</td> <td>0.050</td> <td>0.044</td> <td>0.039</td> <td>0.035</td> <td>0.032</td> <td>0.029</td> <td>0.027</td> <td>0.025</td> </tr> <tr> <td>0</td> <td>0.097</td> <td>0.069</td> <td>0.055</td> <td>0.047</td> <td>0.041</td> <td>0.037</td> <td>0.033</td> <td>0.030</td> <td>0.028</td> <td>0.026</td> </tr> <tr> <td>-30</td> <td>0.075</td> <td>0.060</td> <td>0.050</td> <td>0.044</td> <td>0.039</td> <td>0.035</td> <td>0.032</td> <td>0.029</td> <td>0.027</td> <td>0.025</td> </tr> <tr> <td>-60</td> <td>0.035</td> <td>0.040</td> <td>0.038</td> <td>0.036</td> <td>0.033</td> <td>0.030</td> <td>0.028</td> <td>0.026</td> <td>0.025</td> <td>0.023</td> </tr> </tbody> </table>								60	0.035	0.040	0.038	0.036	0.033	0.030	0.028	0.026	0.025	0.023	30	0.075	0.060	0.050	0.044	0.039	0.035	0.032	0.029	0.027	0.025	0	0.097	0.069	0.055	0.047	0.041	0.037	0.033	0.030	0.028	0.026	-30	0.075	0.060	0.050	0.044	0.039	0.035	0.032	0.029	0.027	0.025	-60	0.035	0.040	0.038	0.036	0.033	0.030	0.028	0.026	0.025	0.023
60	0.035	0.040	0.038	0.036	0.033	0.030	0.028	0.026	0.025	0.023																																																				
30	0.075	0.060	0.050	0.044	0.039	0.035	0.032	0.029	0.027	0.025																																																				
0	0.097	0.069	0.055	0.047	0.041	0.037	0.033	0.030	0.028	0.026																																																				
-30	0.075	0.060	0.050	0.044	0.039	0.035	0.032	0.029	0.027	0.025																																																				
-60	0.035	0.040	0.038	0.036	0.033	0.030	0.028	0.026	0.025	0.023																																																				
<table border="1"> <thead> <tr> <th>Field Data:</th> <th>Centerline C<sub>x</sub> Concentration</th> <th colspan="10"></th> </tr> <tr> <th></th> <th>Distance from Source</th> <th colspan="10"></th> </tr> </thead> <tbody> <tr> <td></td> <td>0.049</td> <td colspan="10"></td> </tr> <tr> <td></td> <td>0.1</td> <td colspan="10"></td> </tr> </tbody> </table>								Field Data:	Centerline C <sub>x</sub> Concentration												Distance from Source												0.049												0.1																	
Field Data:	Centerline C <sub>x</sub> Concentration																																																													
	Distance from Source																																																													
	0.049																																																													
	0.1																																																													

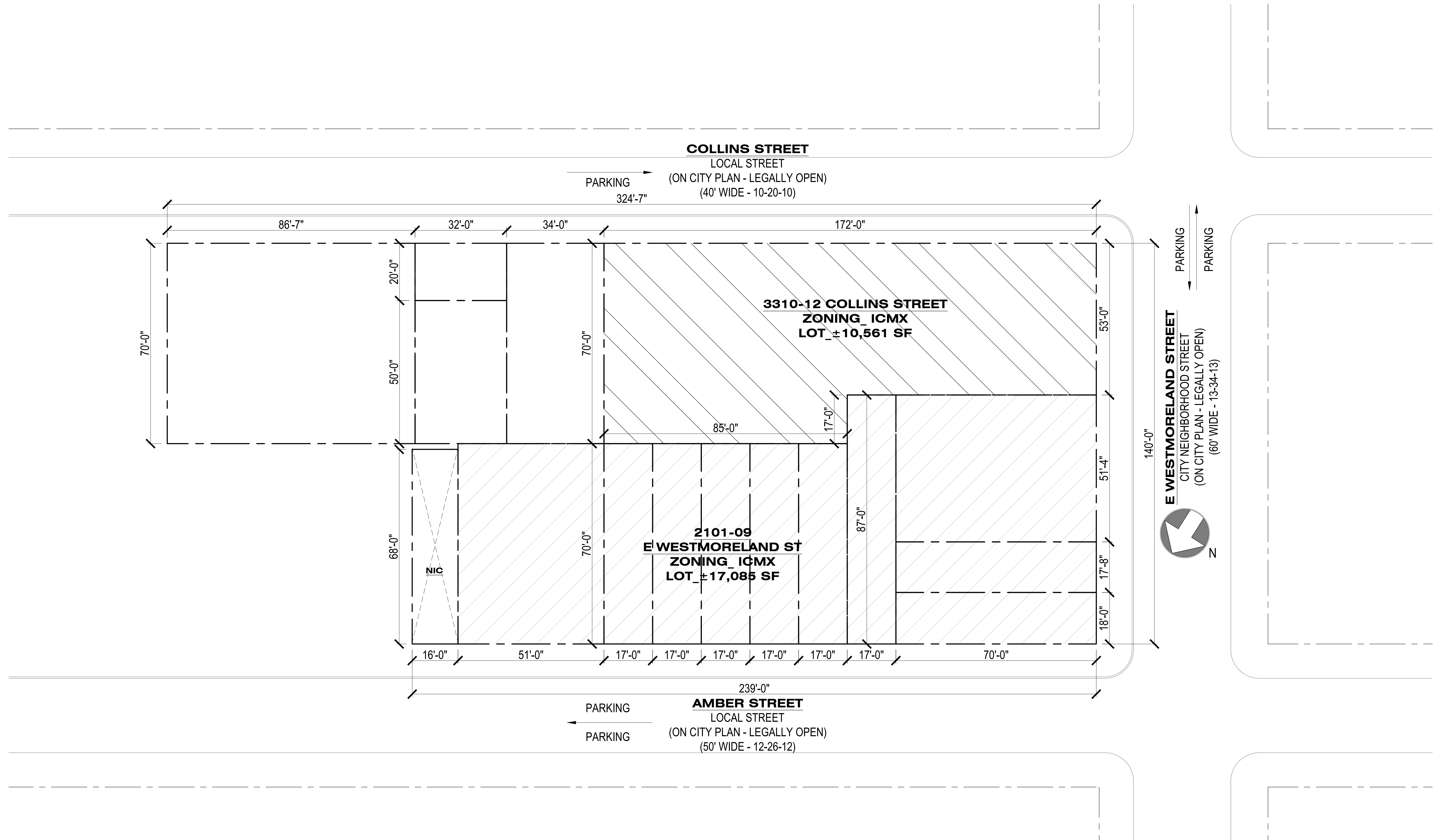
NEW QUICK\_DOMENICO.XLS

SPREADSHEET APPLICATION OF "AN ANALYTICAL MODEL FOR MULTIDIMENSIONAL TRANSPORT OF A DECAYING CONTAMINANT SPECIES" P. A. Domenico (1987) Modified to Include Retardation



**APPENDIX F**  
**RE-DEVELOPMENT PLANS**



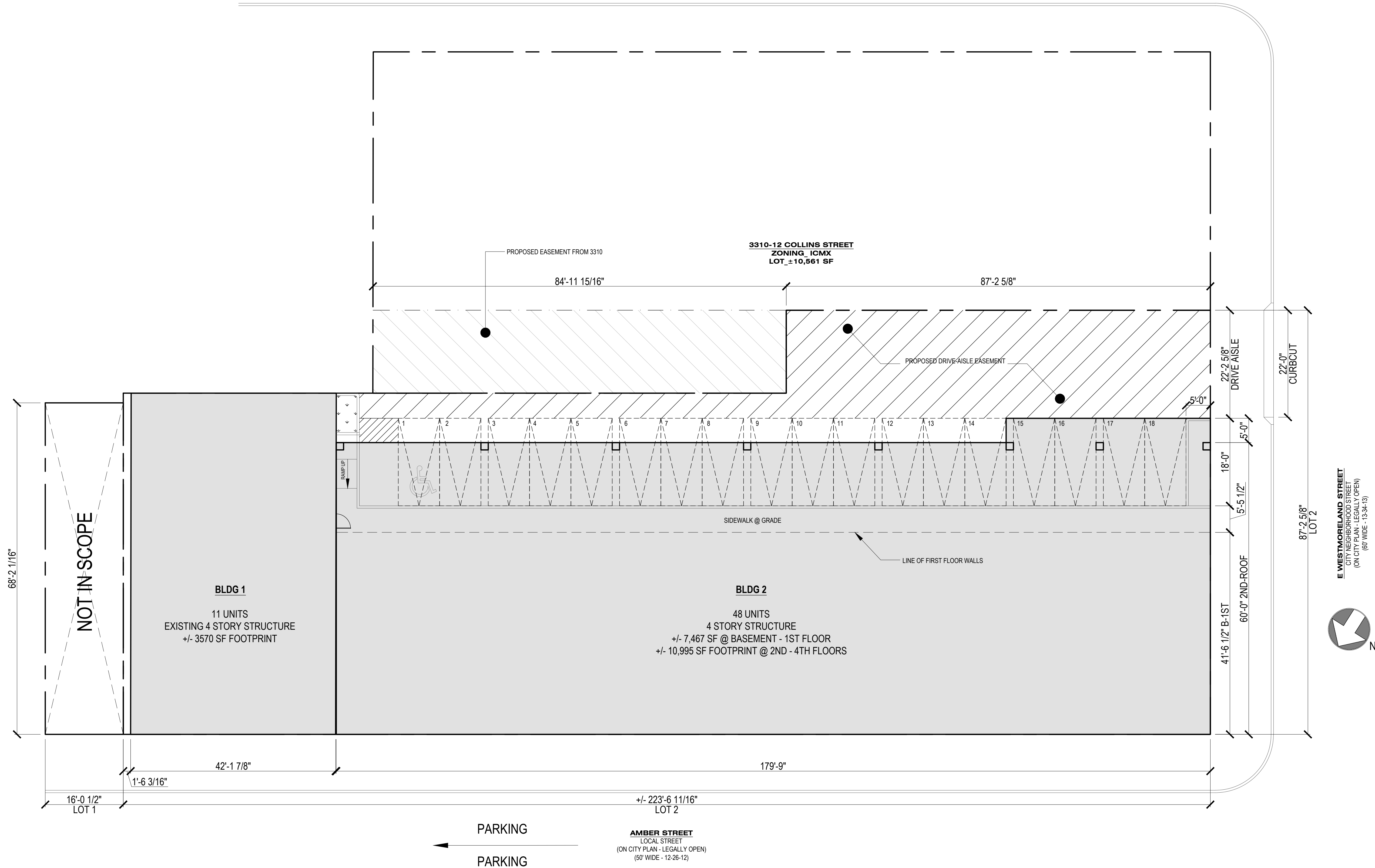


1 DEED INPUT  
SP.0 1/16" = 1'-0"

#	DATE	ISSUE / REVISION	DRAWN BY:	REVIEWED BY:
7	11.04.19	TRIPLEX OPTIONS	EQ	EQ
8	11.21.19	FEASIBILITY STUDY	EQ	EQ

PARKING

**COLLINS STREET**  
LOCAL STREET  
(ON CITY PLAN - LEGALLY OPEN)  
(40' WIDE - 10-20-10)

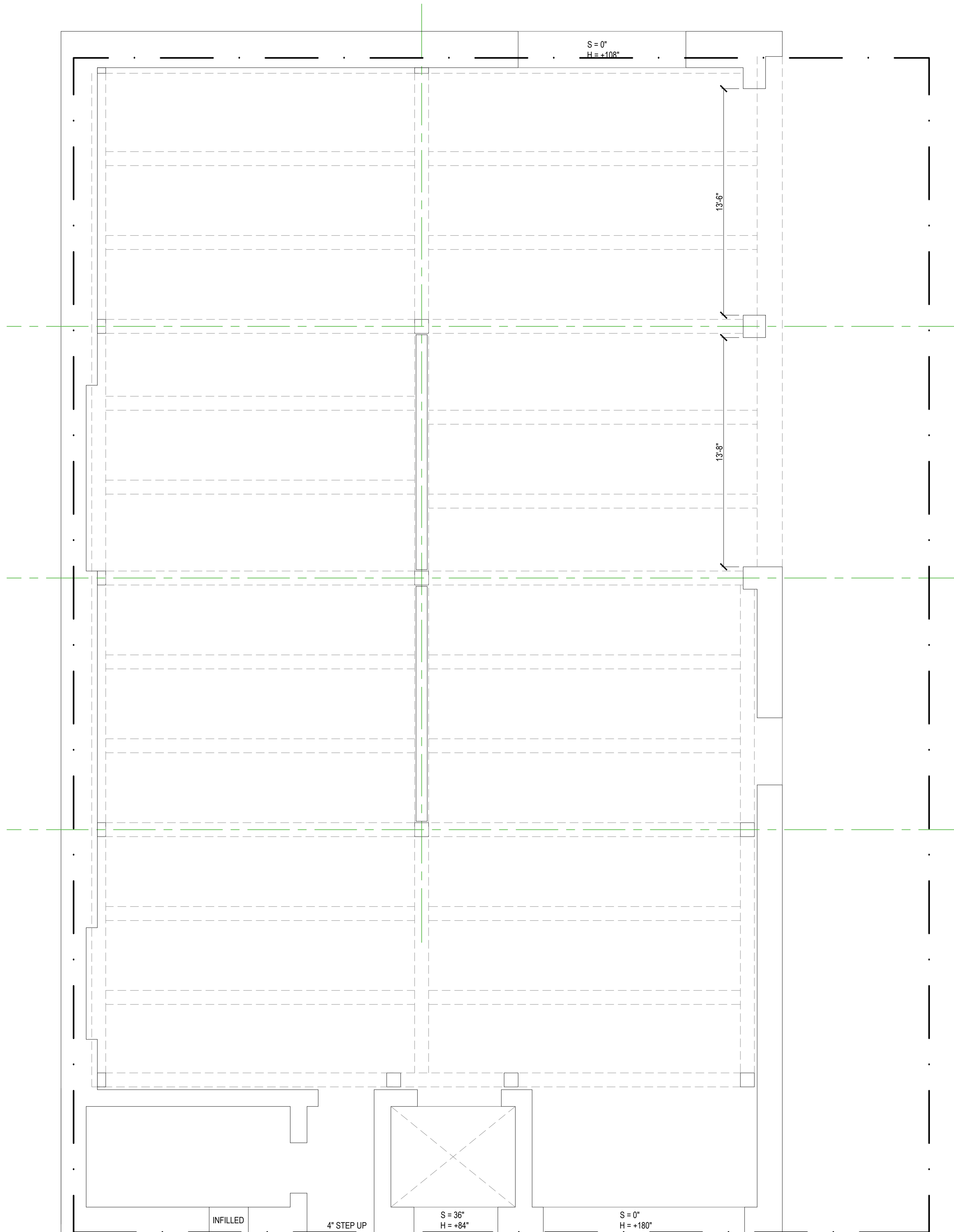


1 FEASIBILITY STUDY\_ROUND 3  
SP.2 1/16" = 1'-0"

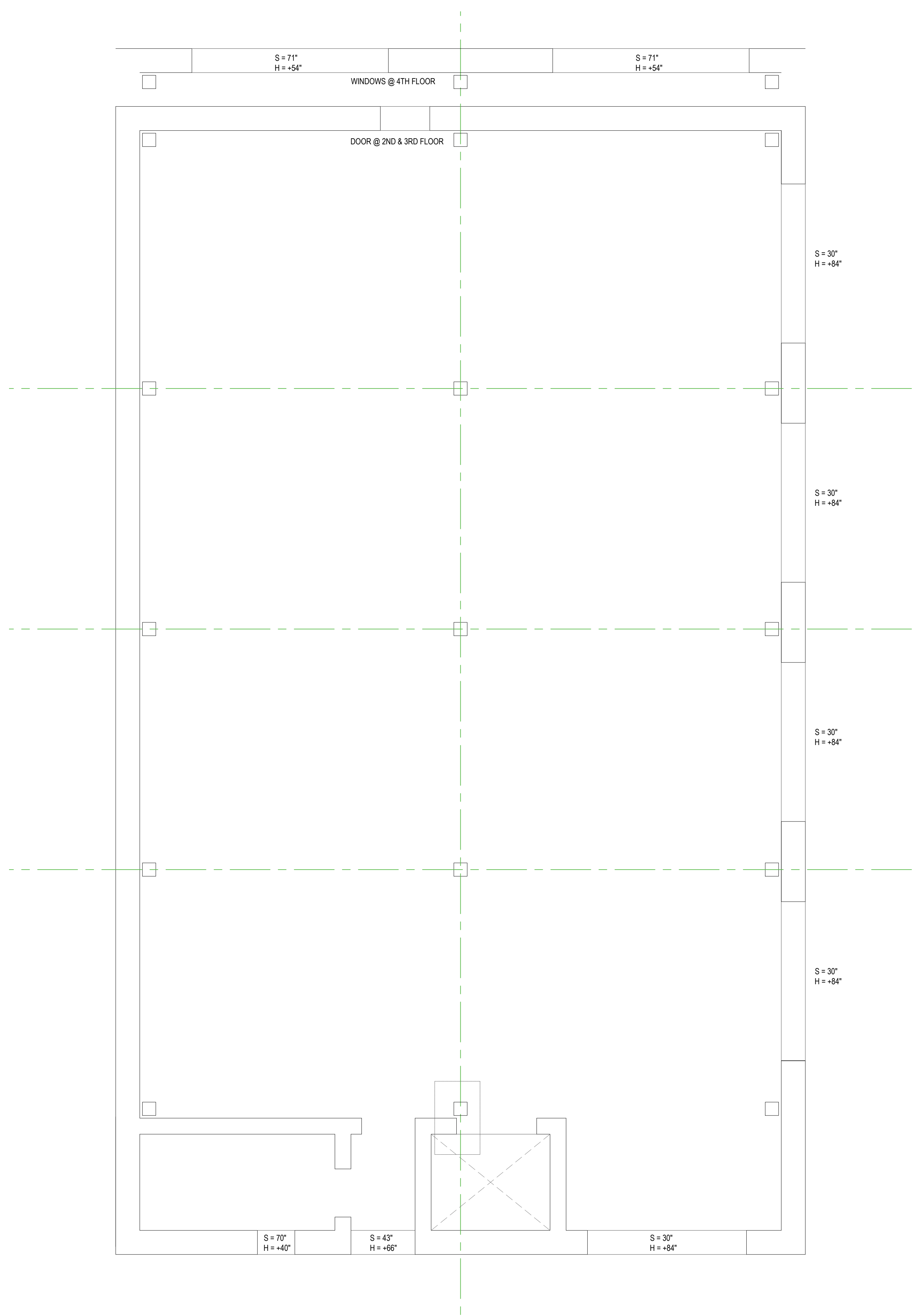
PARKING

PARKING

#	DATE	ISSUE / REVISION	DRAWN BY:	REVIEWED BY:
7	11.04.19	TRIPLEX OPTIONS	EQ	EQ
8	11.21.19	FEASIBILITY STUDY	EQ	EQ



1 EXISTING FIRST FLOOR PLAN  
EX.1 1/4" = 1'-0"



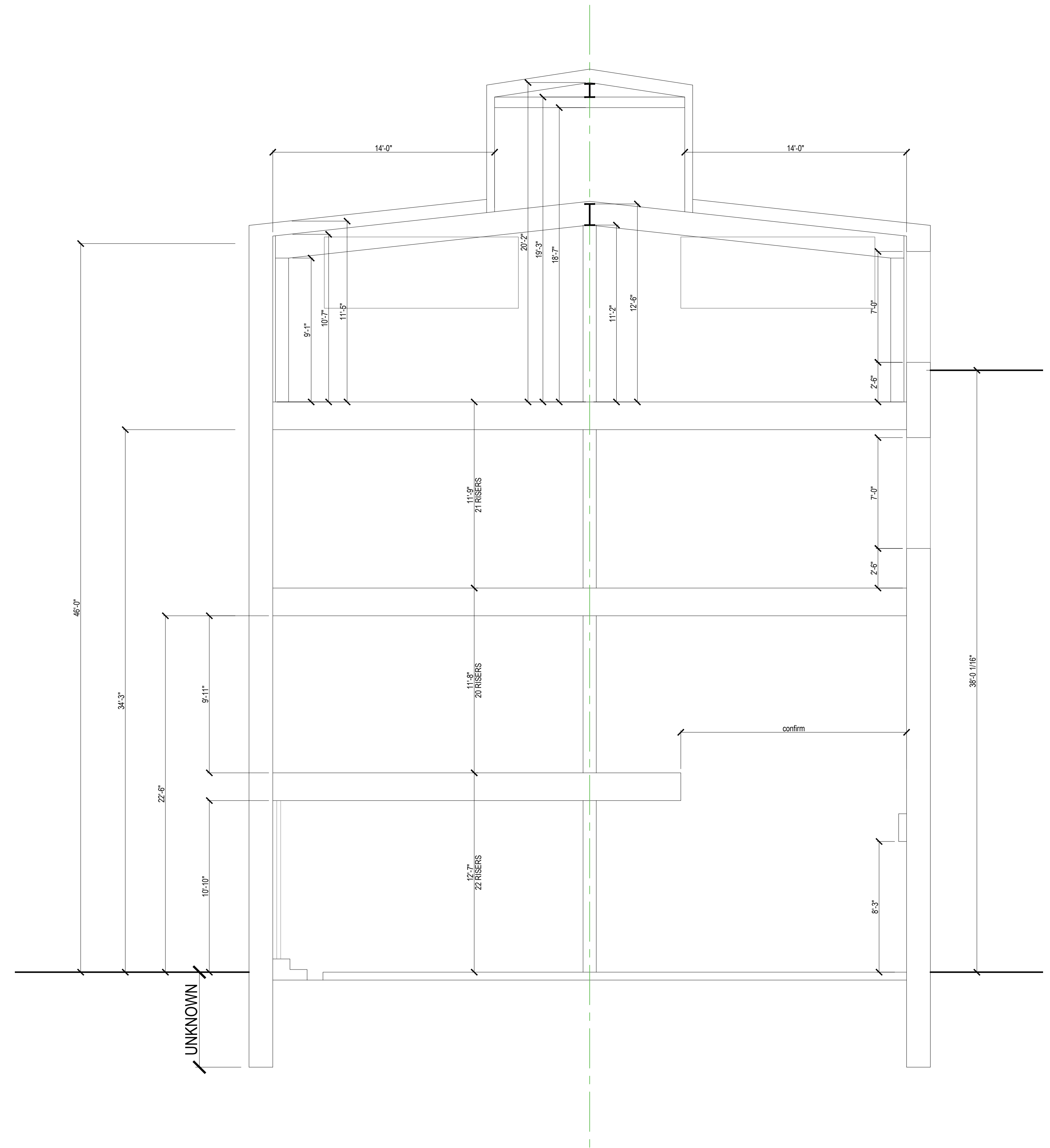
2 EXISTING 2ND-4TH FLOOR PLAN  
EX.1 1/4" = 1'-0"

#	DATE	ISSUE / REVISION	DRAWN BY:	REVIEWED BY:
7	11.04.19	TRIPLEX OPTIONS	EQ	EQ
8	11.21.19	FEASIBILITY STUDY	EQ	EQ



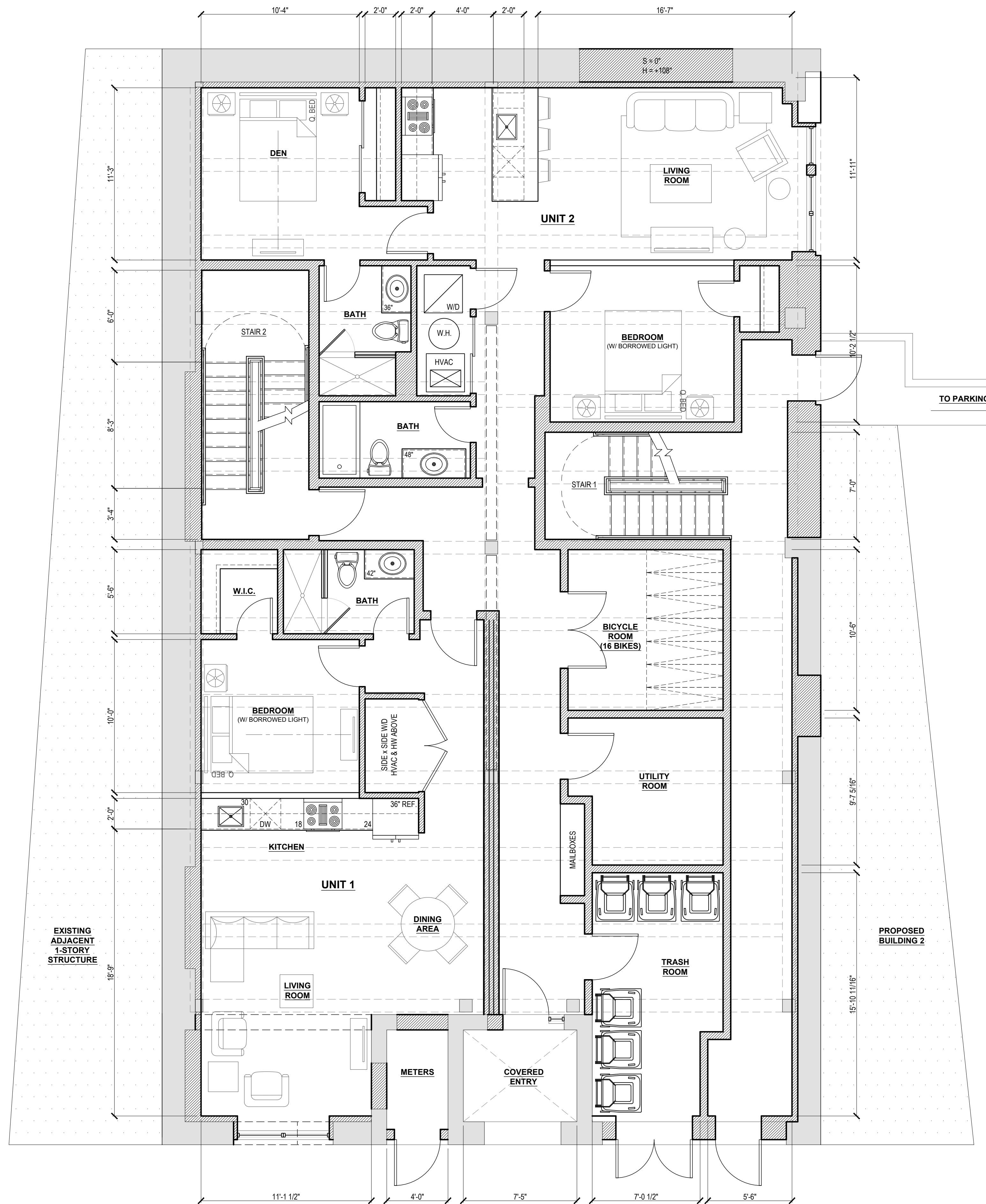


1 EXISTING FRONT ELEVATION  
EX.2 1/4" = 1'-0"

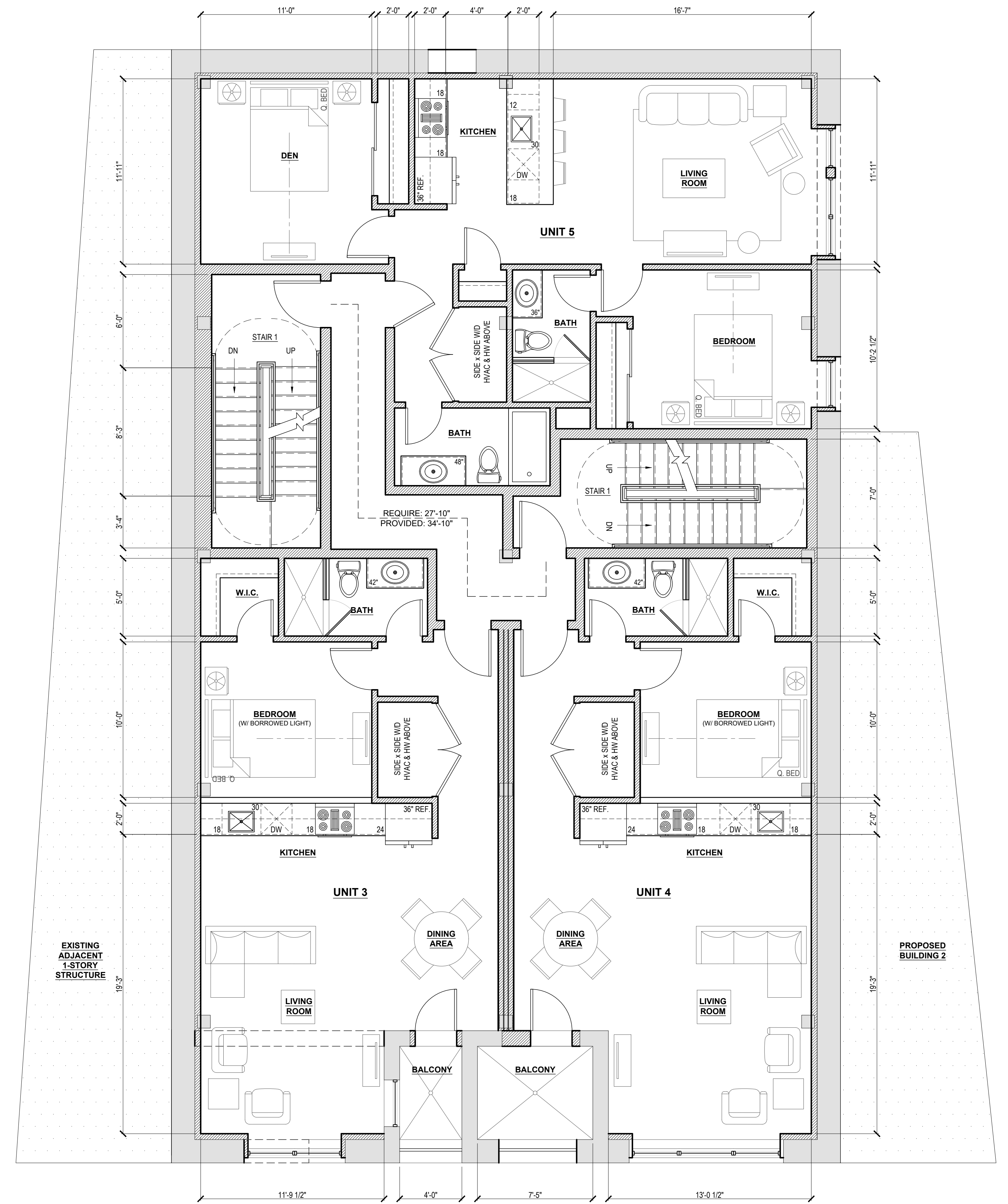


1 EXISTING BUILDING SECTION  
EX.2 1/4" = 1'-0"

#	DATE	ISSUE / REVISION	DRAWN BY:	REVIEWED BY:
7	11.04.19	TRIPLEX OPTIONS	EQ	EQ
8	11.21.19	FEASIBILITY STUDY	EQ	EQ

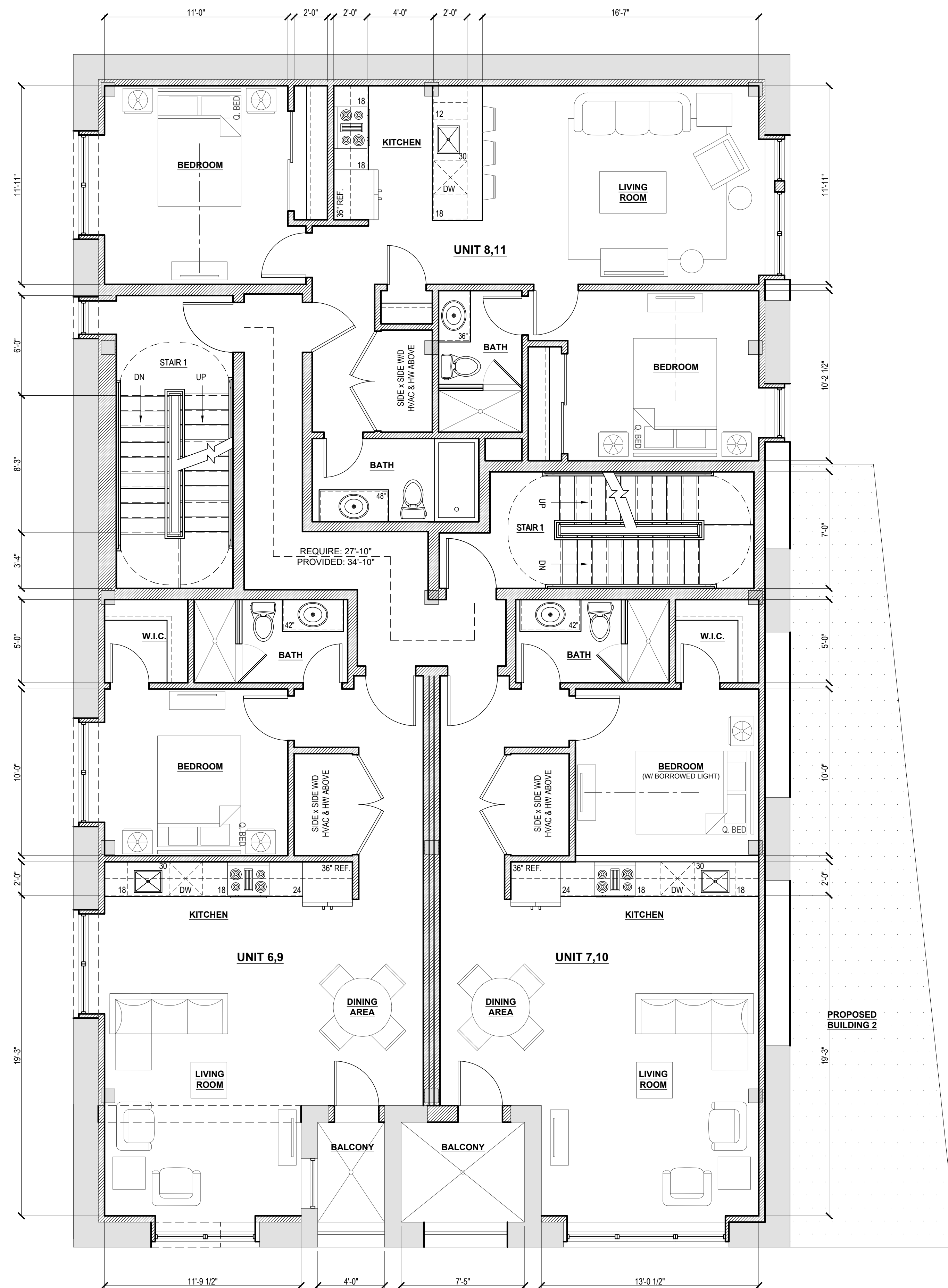


1 FIRST FLOOR PLAN  
SD1.0 1/4" = 1'-0"



2 SECOND FLOOR PLAN  
SD1.0 1/4" = 1'-0"

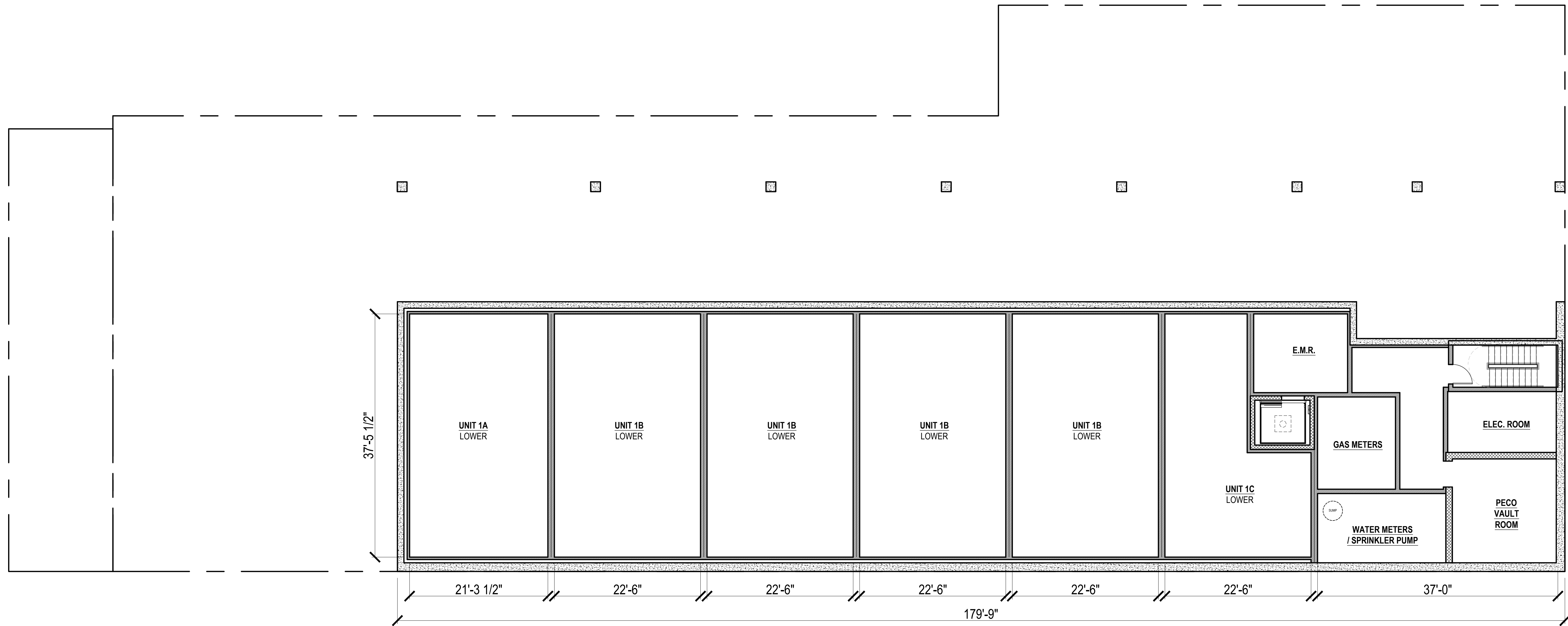
#	DATE	ISSUE / REVISION	DRAWN BY:	REVIEWED BY:
7	11.04.19	TRIPLEX OPTIONS	EQ	EQ
8	11.21.19	FEASIBILITY STUDY	EQ	EQ



<b>UNIT 1</b> FIRST FLOOR	1 BED (W/ BORROWED LIGHT) / 1 BATH 773 SF
<b>UNIT 2</b> FIRST FLOOR	2 BED (1 BEDROOM W/ BORROWED LIGHT) / 2 BATH 999 SF
<b>UNIT 3</b> FIRST FLOOR	1 BED (W/ BORROWED LIGHT) / 1 BATH 802 SF
<b>UNIT 4</b> FIRST FLOOR	1 BED (W/ BORROWED LIGHT) / 1 BATH 838 SF
<b>UNIT 5</b> FIRST FLOOR	2 BED (1 BEDROOM W/ BORROWED LIGHT) / 2 BATH 953 SF
<b>UNIT 6,9</b> FIRST FLOOR	1 BED / 1 BATH 802 SF
<b>UNIT 7,10</b> FIRST FLOOR	1 BED / 1 BATH 838 SF
<b>UNIT 8,11</b> FIRST FLOOR	2 BED / 2 BATH 953 SF

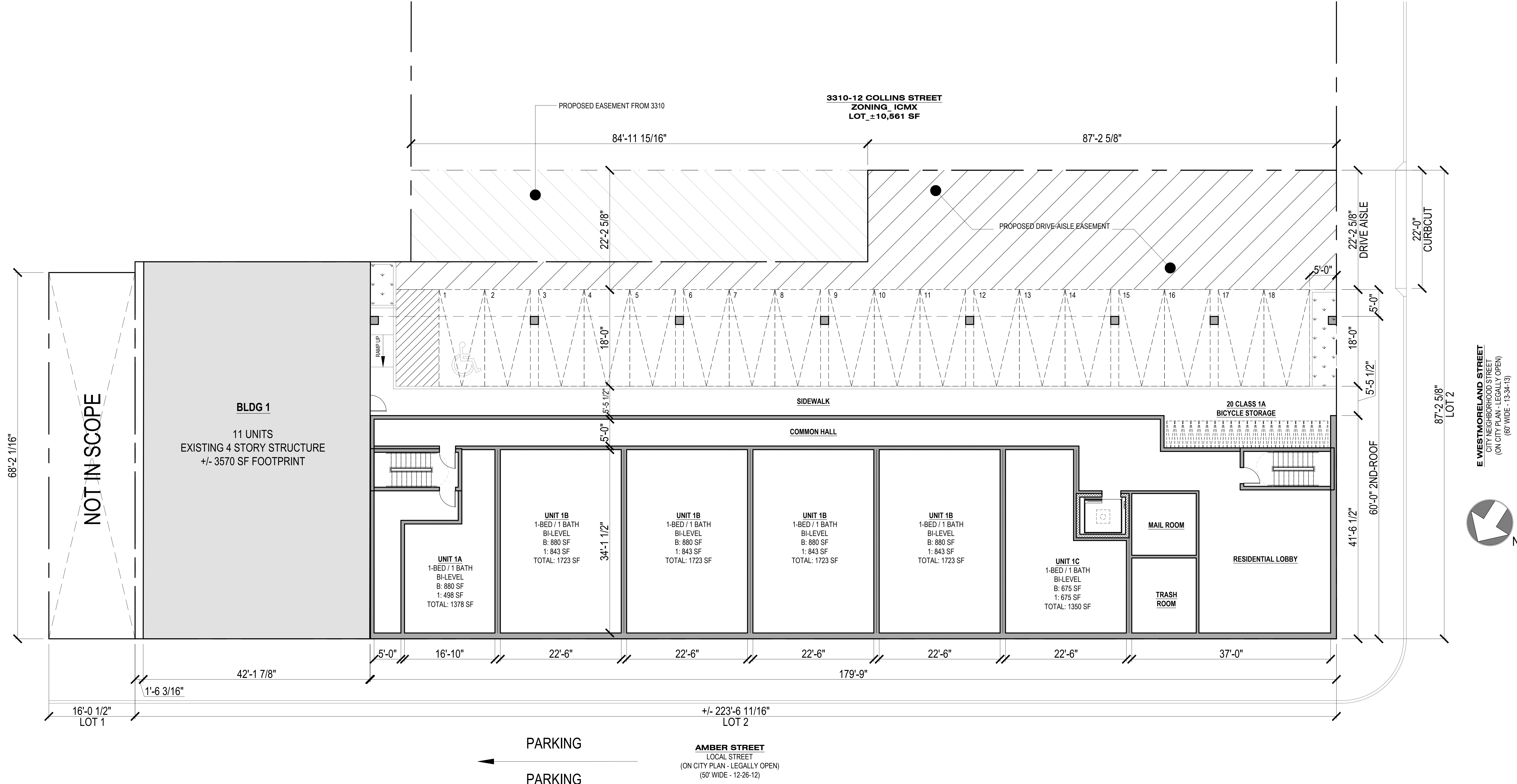
1 THIRD FLOOR PLAN  
SD1.1 1/4" = 1'-0"

#	DATE	ISSUE / REVISION	DRAWN BY:	REVIEWED BY:
7	11.04.19	TRIPLEX OPTIONS	EQ	EQ
8	11.21.19	FEASIBILITY STUDY	EQ	EQ



1 BASEMENT FLOOR PLAN  
SD4.0 1/8" = 1'-0"

#	DATE	ISSUE / REVISION	DRAWN BY:	REVIEWED BY:
7	11.04.19	TRIPLEX OPTIONS	EQ	EQ
8	11.21.19	FEASIBILITY STUDY	EQ	EQ



68'-2 1/16"

NOT IN SCOPE

**BLDG 1**  
11 UNITS  
EXISTING 4 STORY STRUCTURE  
+/- 3570 SF FOOTPRINT

**UNIT 1A**  
1-BED / 1 BATH  
BI-LEVEL  
B: 880 SF  
1: 498 SF  
TOTAL: 1378 SF

**UNIT 1B**  
1-BED / 1 BATH  
BI-LEVEL  
B: 880 SF  
1: 843 SF  
TOTAL: 1723 SF

**UNIT 1B**  
1-BED / 1 BATH  
BI-LEVEL  
B: 880 SF  
1: 843 SF  
TOTAL: 1723 SF

**UNIT 1B**  
1-BED / 1 BATH  
BI-LEVEL  
B: 880 SF  
1: 843 SF  
TOTAL: 1723 SF

**UNIT 1B**  
1-BED / 1 BATH  
BI-LEVEL  
B: 880 SF  
1: 843 SF  
TOTAL: 1723 SF

**UNIT 1C**  
1-BED / 1 BATH  
BI-LEVEL  
B: 675 SF  
1: 675 SF  
TOTAL: 1350 SF

**MAIL ROOM**

**TRASH ROOM**

**RESIDENTIAL LOBBY**

**20 CLASS 1A BICYCLE STORAGE**

**SIDEWALK**

**COMMON HALL**

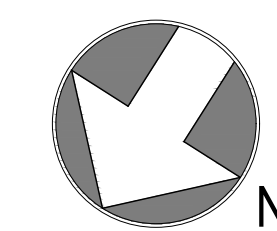
**PARKING**

**PARKING**

**AMBER STREET**  
LOCAL STREET  
(ON CITY PLAN - LEGALLY OPEN)  
(50' WIDE - 12-26-12)

**3310-12 COLLINS STREET**  
ZONING: ICMX  
LOT: ±10,561 SF

**E WESTMORELAND STREET**  
CITY NEIGHBORHOOD STREET  
(ON CITY PLAN - LEGALLY OPEN)  
(60' WIDE - 13-34-13)



1 FIRST FLOOR PLAN  
SD4.1 1/8" = 1'-0"

**harmandeutsch**  
ARCHITECTURE

**2101-09 E. WESTMORELAND ST**  
**Philadelphia, PA**

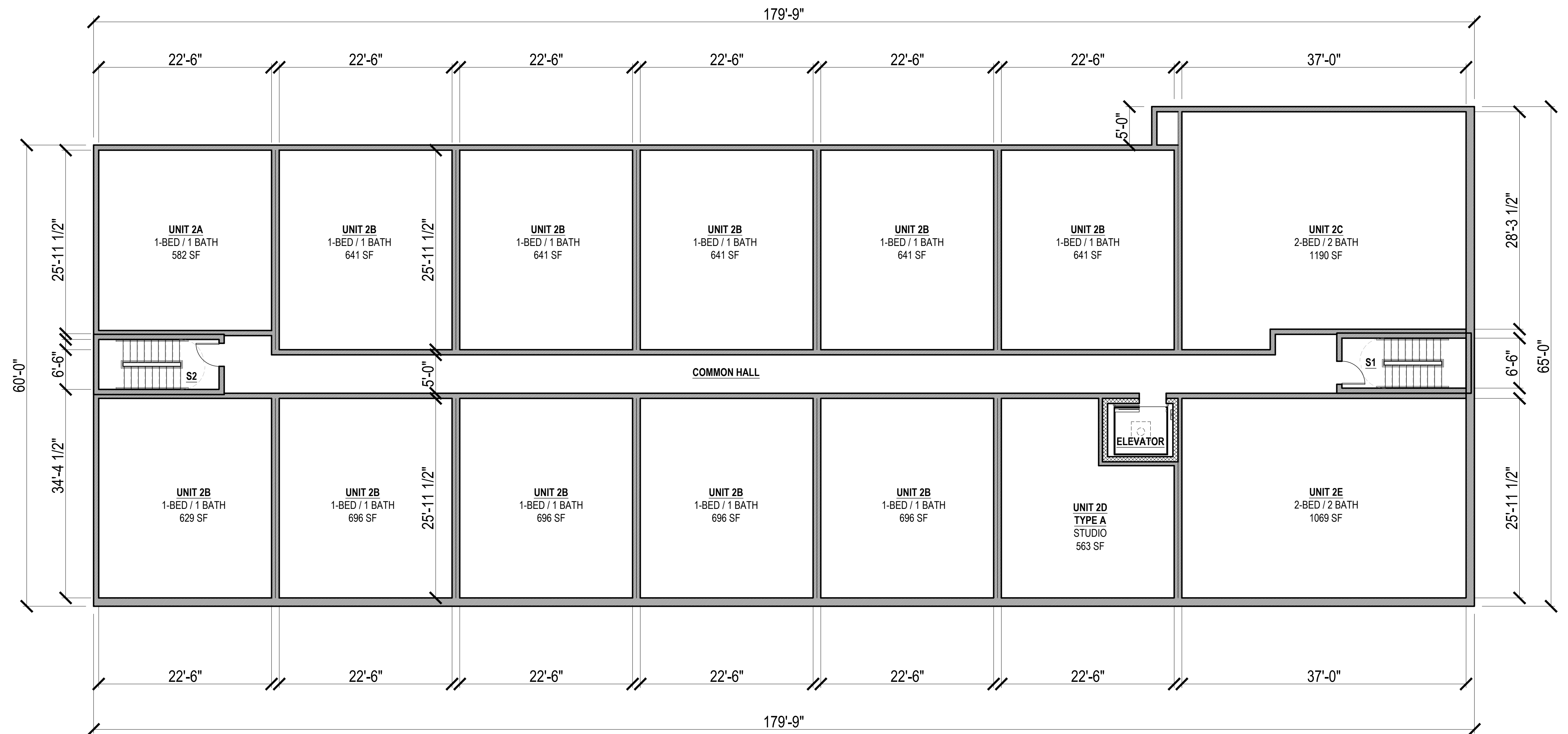
#	DATE	ISSUE / REVISION	DRAWN BY:	REVIEWED BY:
7	11.04.19	TRIPLEX OPTIONS	EQ	EQ
8	11.21.19	FEASIBILITY STUDY	EQ	EQ

**SD4.1**  
MULTI-FAMILY BLDG

2101-09  
E. WESTMORELAND  
STREET

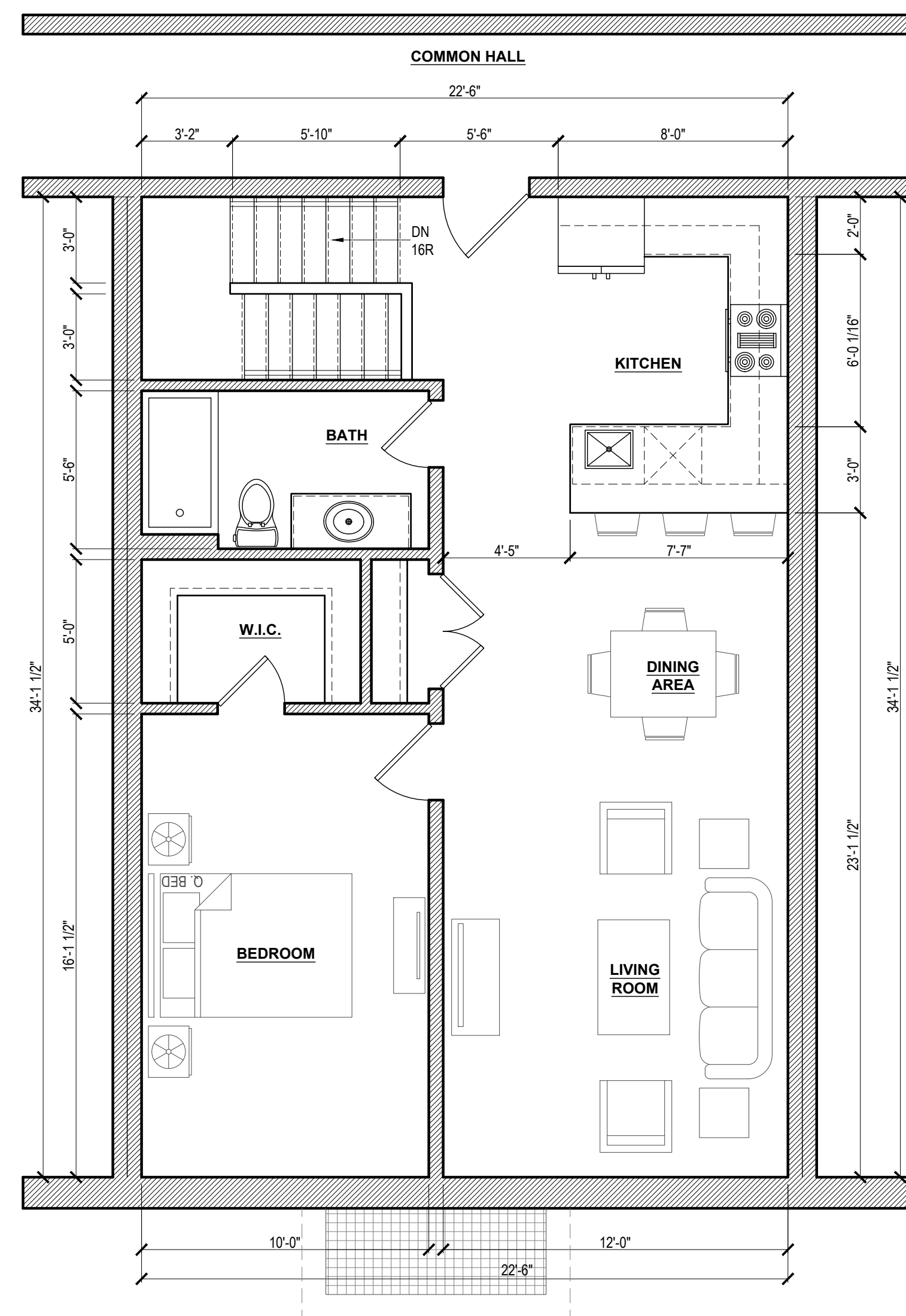
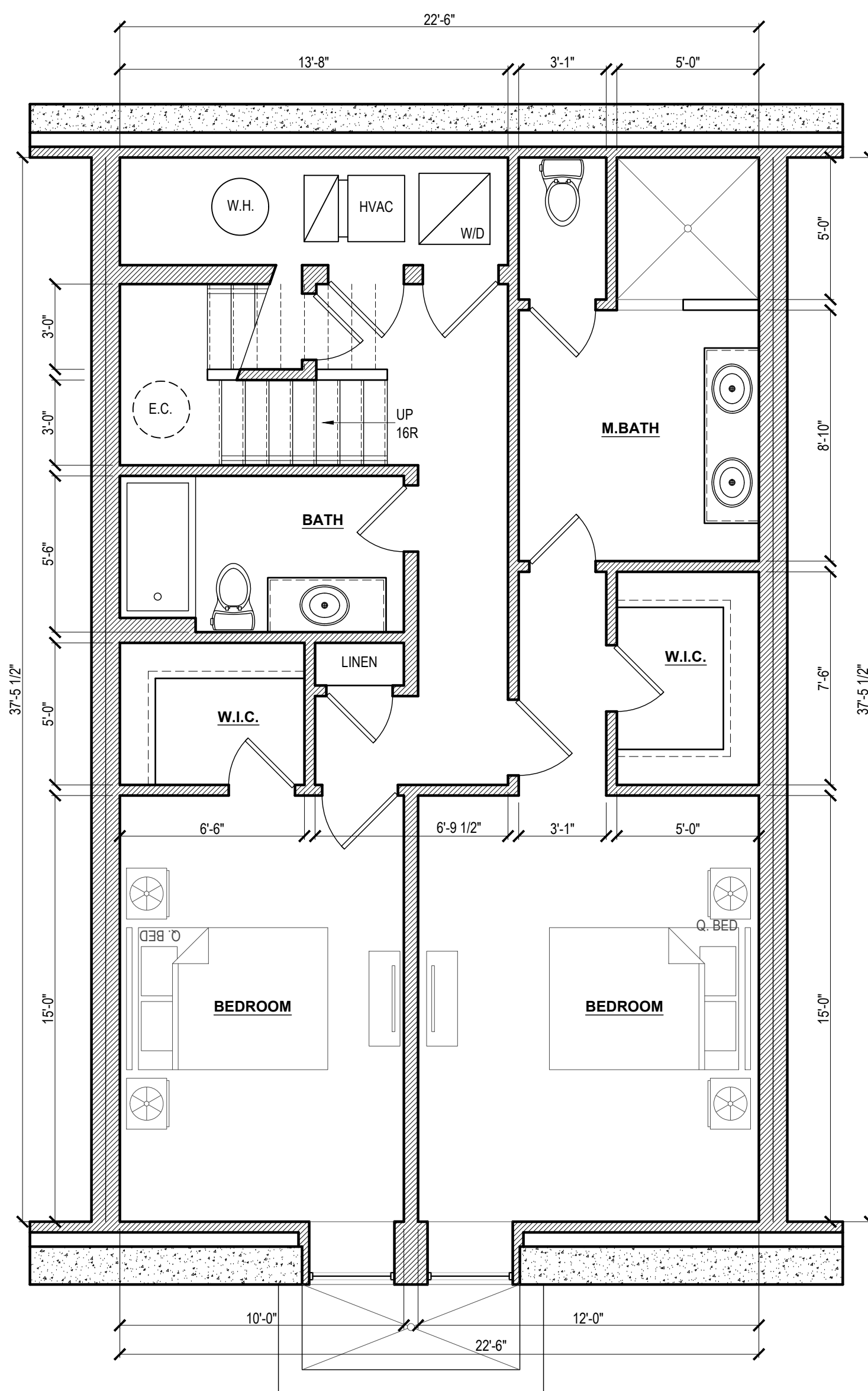
UNIT TYPE	UNIT AREA	STUDIO	1 BR	2 BR	3 BR	FLOOR				TOTAL
						B LEVEL	1	2	3	
UNIT 1A **	1378 SF				1	1				1
UNIT 1B **	1723 SF				4	4				4
UNIT 1C **	1350 SF				1	1				1
UNIT 2A **	582 SF		3				1	1	1	3
UNIT 2B **	641 SF		30				10	10	10	30
UNIT 2C **	1190 SF			3			1	1	1	3
UNIT 2D *	563 SF	3					1	1	1	3
UNIT 2E **	1069 SF			3			1	1	1	3
<b>TOTAL</b>		3	33	6	6	6	14	14	14	48

\* ACCESSIBLE UNIT, TYPE A  
 \*\* ACCESSIBLE UNIT, TYPE B

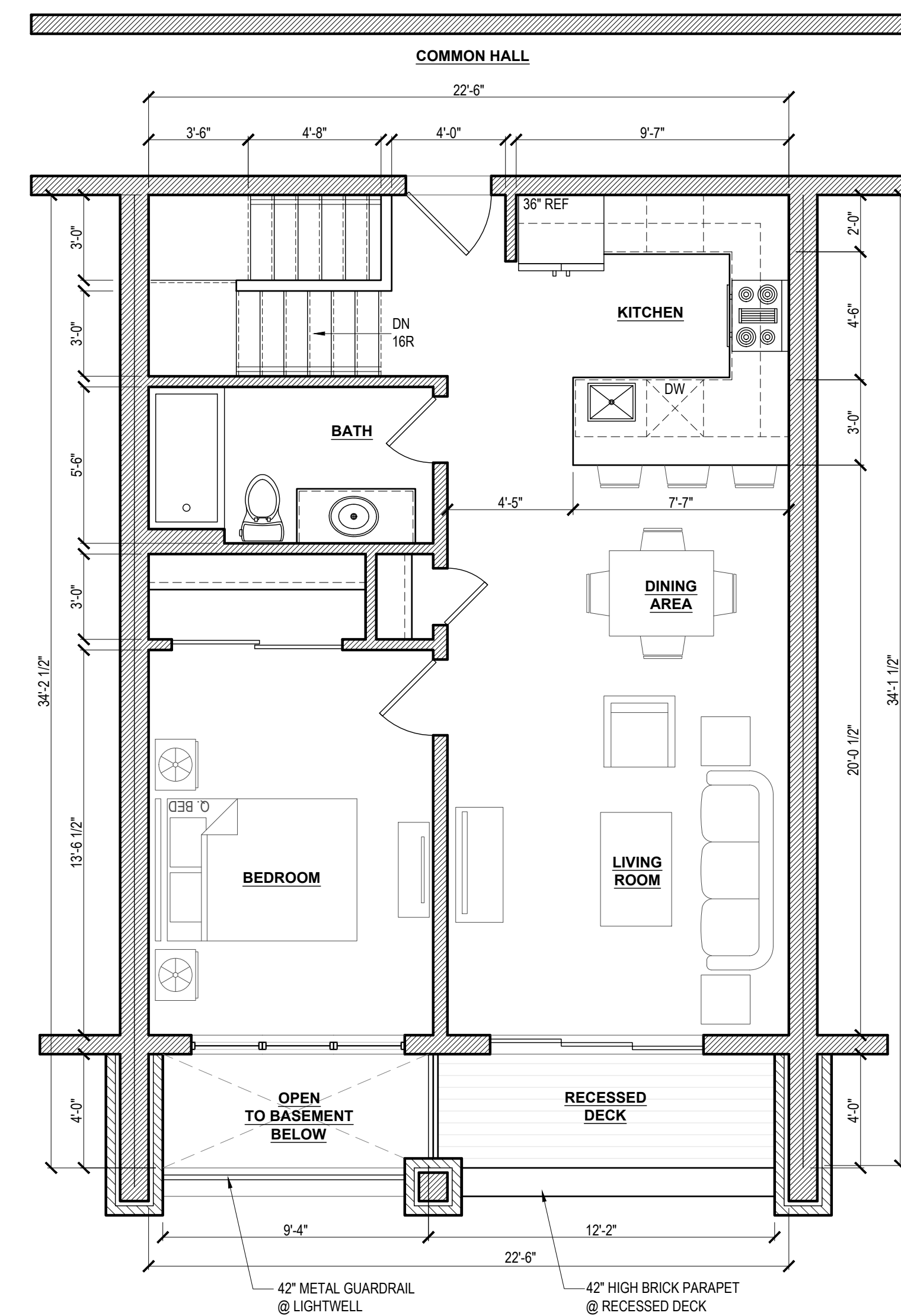
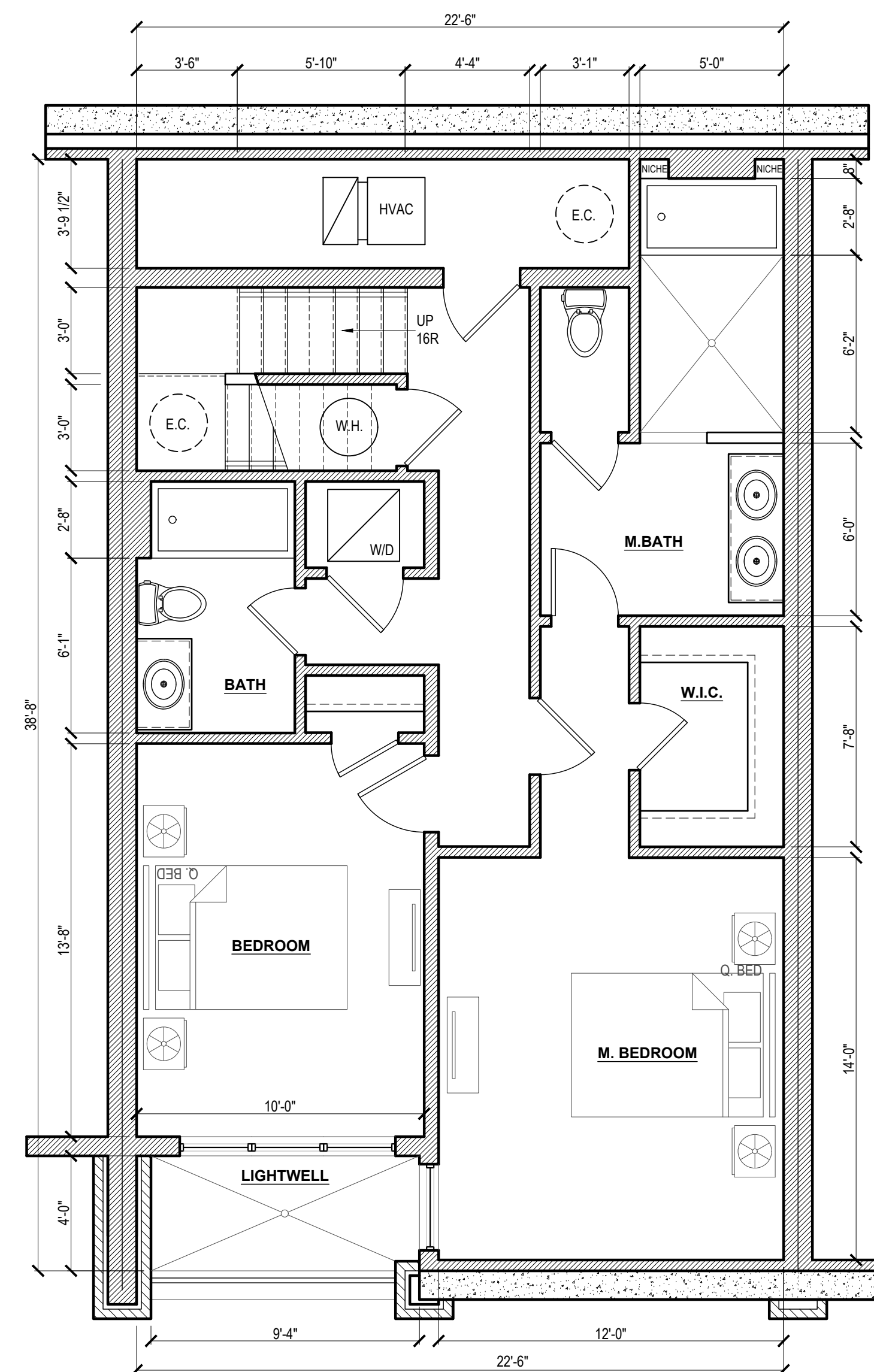


1 2ND - 4TH FLOOR PLANS  
 SD4.2 1/8" = 1'-0"

#	DATE	ISSUE / REVISION	DRAWN BY:	REVIEWED BY:
7	11.04.19	TRIPLEX OPTIONS	EQ	EQ
8	11.21.19	FEASIBILITY STUDY	EQ	EQ



**UNIT 1B**  
 1-BED / 1 BATH  
 BI-LEVEL  
 B: 880 SF  
 1: 843 SF  
 TOTAL: 1723 SF




**UNIT 1B**  
 1-BED / 1 BATH  
 BI-LEVEL  
 B: 880 SF  
 1: 843 SF  
 TOTAL: 1723 SF

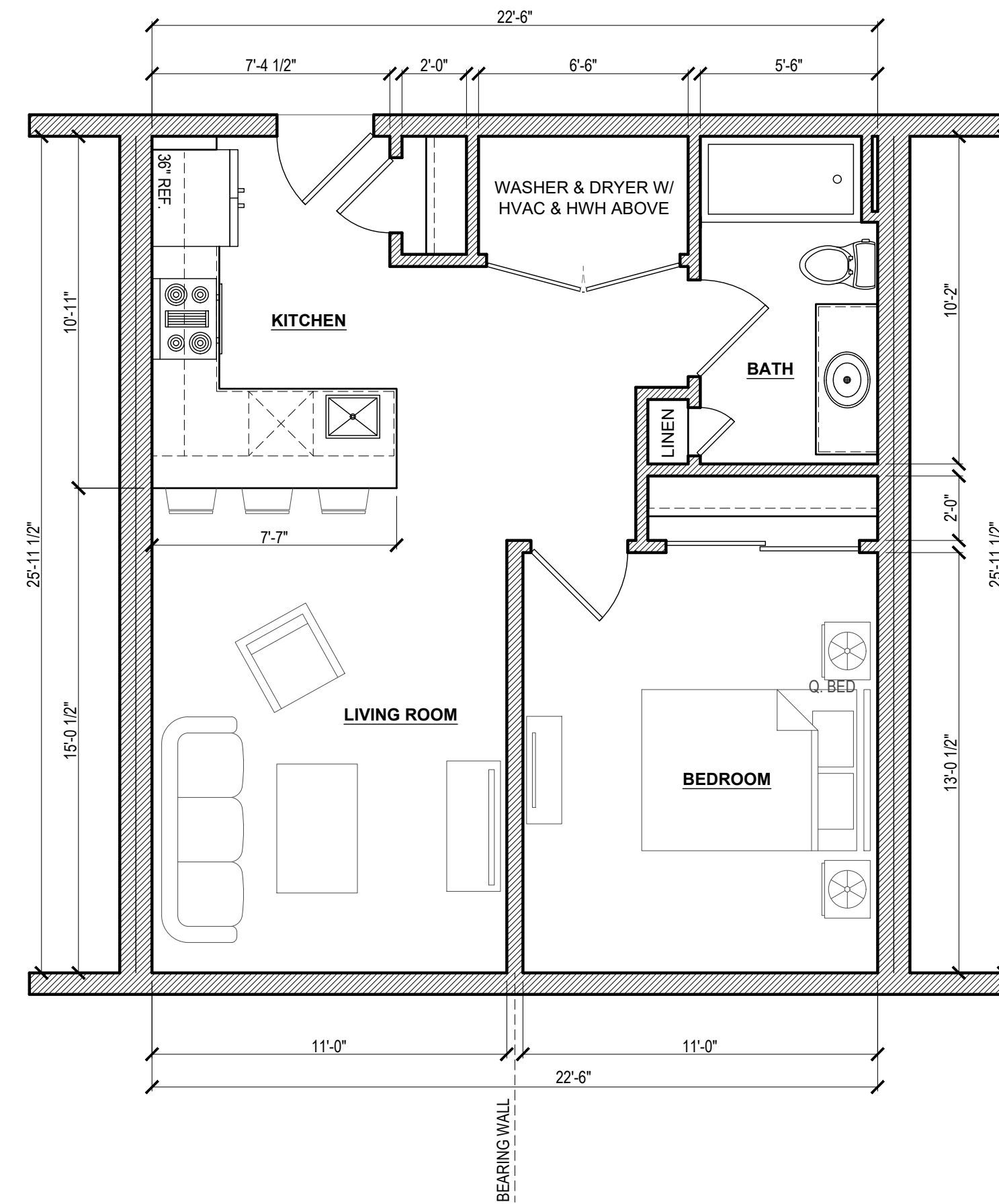
1 UNIT 1B, OPTION 1  
 SD4.3 1/4" = 1'-0"

1 UNIT 1B, OPTION 2  
 SD4.3 1/4" = 1'-0"


#	DATE	ISSUE / REVISION	DRAWN BY:	REVIEWED BY:
7	11.04.19	TRIPLEX OPTIONS	EQ	EQ
8	11.21.19	FEASIBILITY STUDY	EQ	EQ



**UNIT 2A**  
1-BED / 1 BATH  
582 SF



**UNIT 2B**  
1-BED / 1 BATH  
641 SF

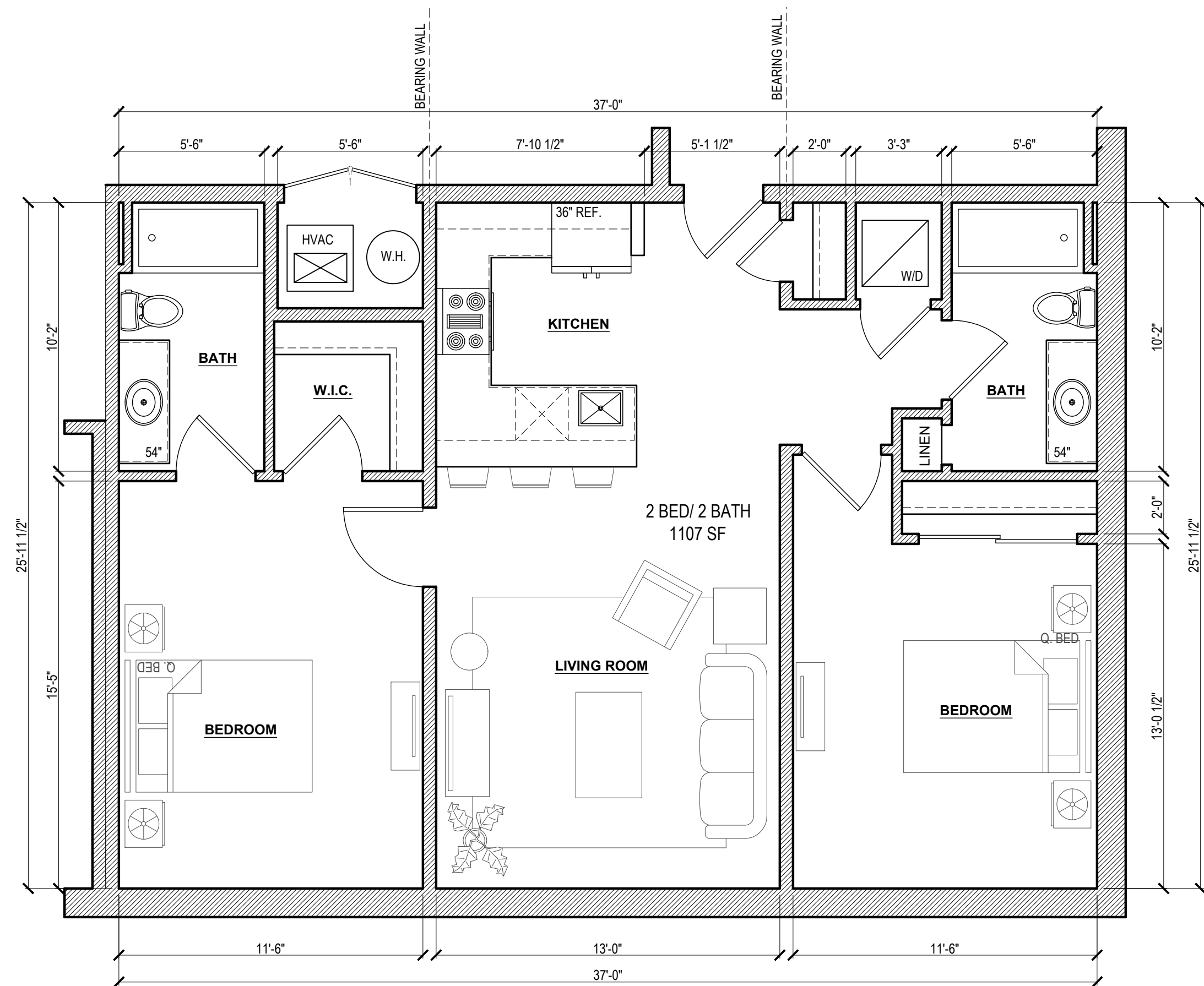


**UNIT 2D  
TYPE A  
STUDIO**  
563 SF

1 UNIT PLANS  
SD4.4 1/4" = 1'-0"

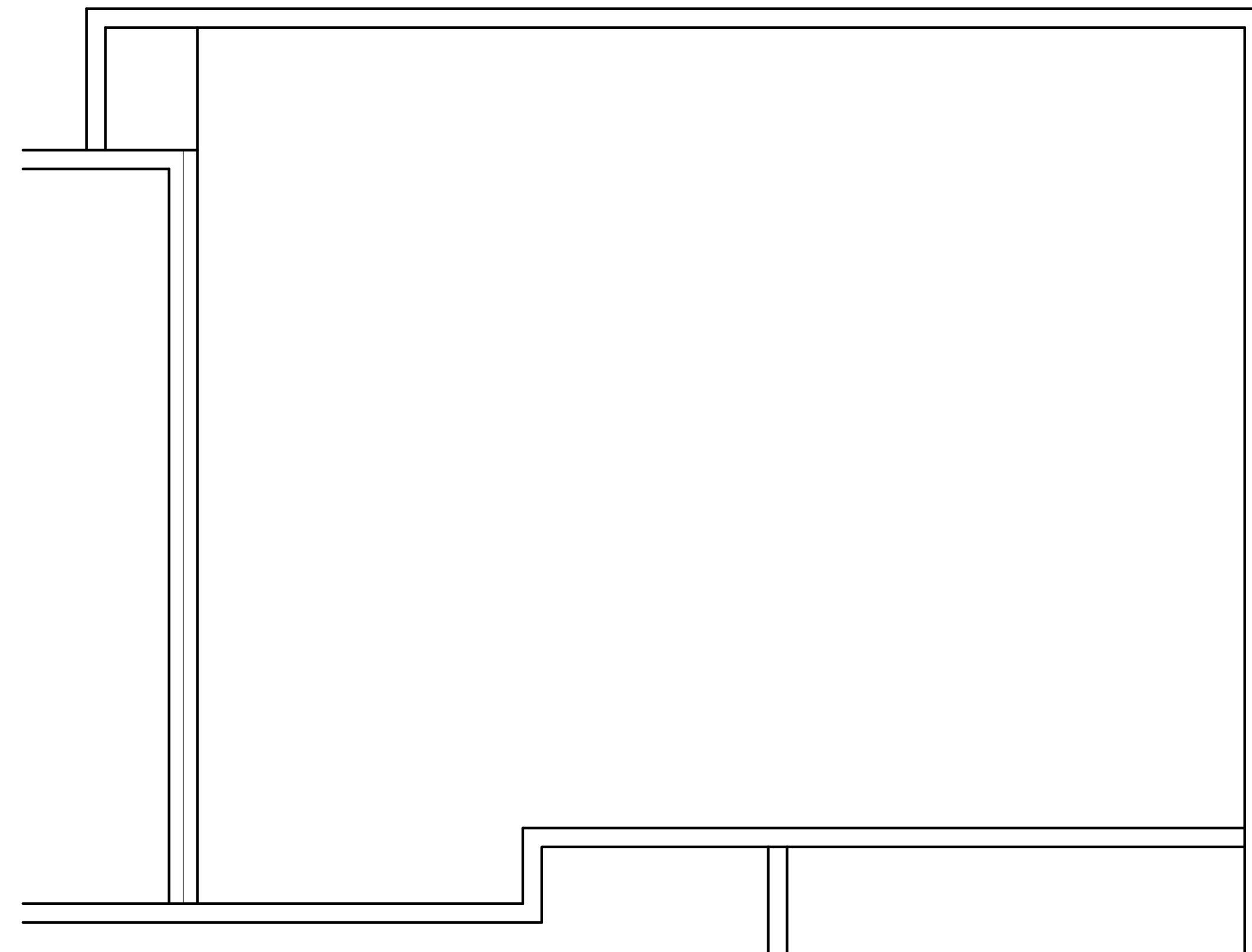
#	DATE	ISSUE / REVISION	DRAWN BY:	REVIEWED BY:
7	11.04.19	TRIPLEX OPTIONS	EQ	EQ
8	11.21.19	FEASIBILITY STUDY	EQ	EQ



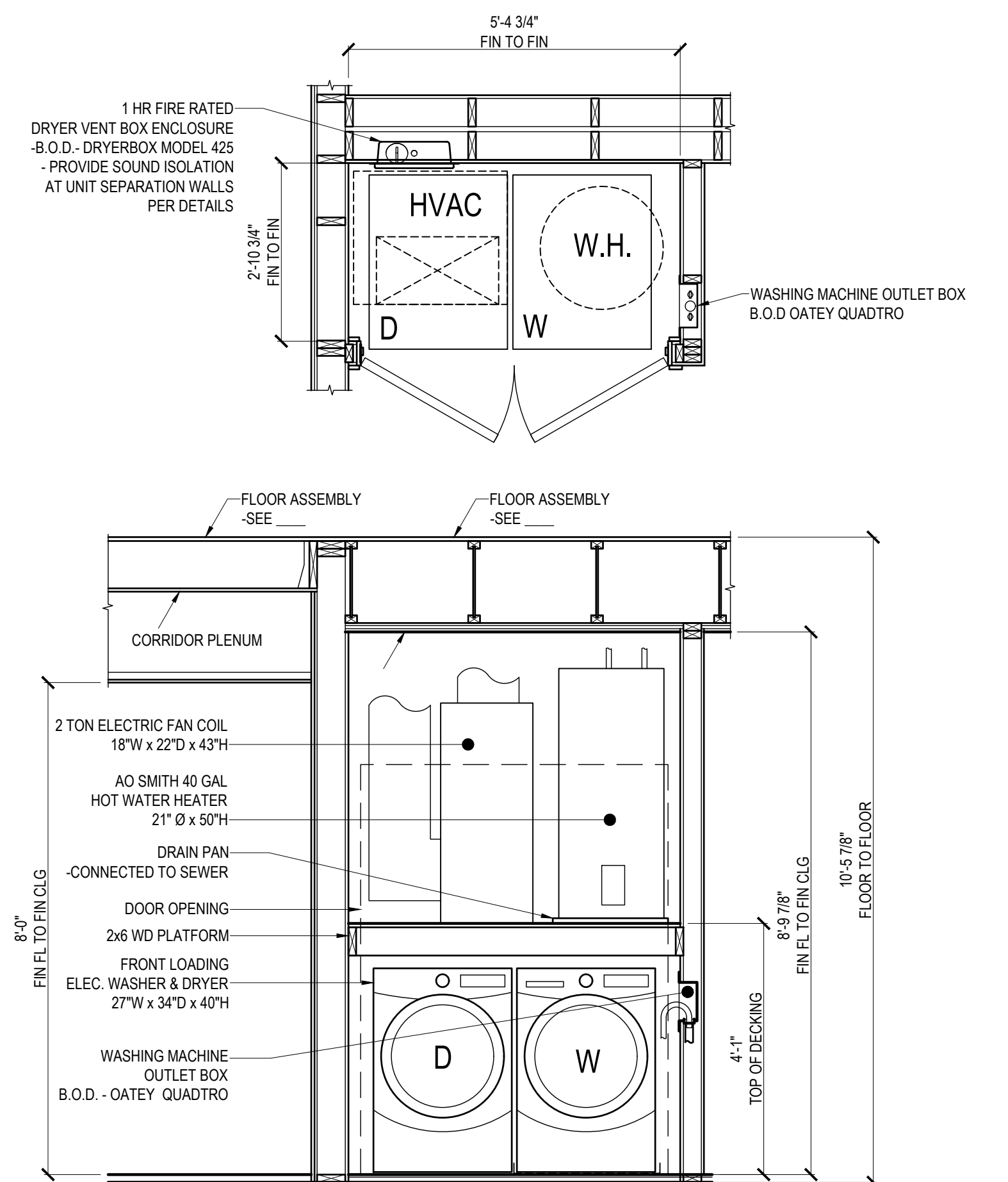


**UNIT 2E**  
2-BED / 2 BATH  
1069 SF

1 UNIT PLANS  
SD4.5 1/4" = 1'-0"



**UNIT 2C**  
2-BED / 2 BATH  
1190 SF



2 COMPACT MECHANICAL CLOSET DETAILS  
SD4.5 1/2" = 1'-0"

#	DATE	ISSUE / REVISION	DRAWN BY:	REVIEWED BY:
7	11.04.19	TRIPLEX OPTIONS	EQ	EQ
8	11.21.19	FEASIBILITY STUDY	EQ	EQ

**APPENDIX G**  
**PRIOR ENVIRONMENTAL REPORTS**



**ACT 2 FINAL REPORT**

**3320 COLLINS STREET  
PHILADELPHIA, PENNSYLVANIA**

**FACILITY ID # 1-51-0-27331  
RT PROJECT #2043-07**

**PREPARED FOR:**

**SCHOLLER, INC.  
64 JAMES WAY  
SUITE 100  
SOUTHAMPTON, PA 18966**

**PREPARED BY:**

**RT ENVIRONMENTAL SERVICES, INC.  
215 WEST CHURCH ROAD  
KING OF PRUSSIA, PA 19406  
(610) 265-1510**

**SEPTEMBER 2001**

## TABLE OF CONTENTS

	<u>Page</u>
1.0 <u>EXECUTIVE SUMMARY</u> .....	1
2.0 <u>SITE DESCRIPTION</u> .....	6
2.1 SURROUNDING LAND USE .....	6
2.2 SITE HISTORY .....	9
2.3 SITE OWNERSHIP .....	9
2.4 PHYSICAL SETTING .....	9
2.4.1 Topography .....	9
2.4.2 Geology .....	9
2.4.3 Hydrology .....	10
3.0 <u>SITE CHARACTERIZATION</u> .....	13
3.1 PRIOR ENVIRONMENTAL ACTIVITIES .....	13
3.2 RT PHASE I-III INVESTIGATIONS .....	13
3.2.1 Soil Test Boring Results .....	14
3.2.2 10,000 Fuel Oil UST Closure .....	16
3.2.3 Monitoring Well Installation .....	17
3.2.4 Preliminary Groundwater Sampling Results .....	17
3.2.5 Remedial Investigation Conclusions .....	21
3.3 ADDITIONAL GROUNDWATER SAMPLING .....	22
3.4 HISTORIC GROUND WATER LEVELS AND FLOW .....	23
3.5 HYDROGEOLOGIC TESTING .....	23
3.6 DISPOSAL ACTIVITIES .....	23

TABLE OF CONTENTS (Cont.)

	<u>Page</u>
4.0 <u>GROUND WATER STANDARDS</u> .....	25
4.1 SOIL STANDARDS .....	25
4.2 GROUND WATER STANDARDS .....	25
4.2.1 AQUIFER STATUS DETERMINATION .....	27
5.0 <u>PATHWAY ELIMINATION</u> .....	29
5.1 RECEPTOR SURVEY .....	29
5.2 EXPOSURE PATHWAYS .....	30
5.2.1 Soil Pathways .....	30
5.2.2 Ground water Pathways .....	31
5.2.3 Surface Water Pathways .....	31
5.2.3 Air Pathways .....	31
6.0 <u>RISK ASSESSMENT</u> .....	32
7.0 <u>REMEDIATION</u> .....	33
8.0 <u>NIR AND PUBLIC NOTIFICATIONS</u> .....	34
9.0 <u>ECOLOGICAL SCREENING</u> .....	35
7.1 STEP 1 - PRESENCE OF LIGHT PETROLEUM PRODUCT COMPOUNDS .....	35
7.2 STEP 2 - SITE SIZE .....	35
7.3 STEP 9 - NO FURTHER ECOLOGICAL EVALUATION REQUIRED .....	36
10.0 <u>FATE AND TRANSPORT MODELING</u> .....	37
10.1 MODELING RESULTS .....	37
11.0 <u>ATTAINMENT</u> .....	39
11.1 STATEWIDE HEALTH STANDARD FOR GROUNDWATER .....	39
11.2 ATTAINMENT CONCLUSIONS .....	39
12.0 <u>POST-REMEDIATION CARE PLAN</u> .....	40
13.0 <u>REFERENCES</u> .....	41
14.0 <u>SIGNATURES</u> .....	42

## FIGURES

Figure 1	SITE LOCATION MAP .....	7
Figure 2	SITE LAYOUT MAP WITH MONITORING WELL LOCATIONS .....	8
Figure 3	GROUND WATER FLOW MAP (2/23/98) .....	11
Figure 4	GROUND WATER FLOW MAP (2/22/99) .....	12
Figure 5	SOIL IMPACTED AREA SUBJECT TO DEED RESTRICTION .....	26

## TABLES

Table 1	SUMMARY OF SOIL BORING ANALYTICAL RESULTS - UST AREAS .....	15
Table 2	HISTORIC GROUND WATER ELEVATION SUMMARY .....	19
Table 3	HISTORIC GROUND WATER ANALYTICAL SUMMARY .....	20
Table 4	QUICK DOMENICO FATE & TRANSPORT MODELING RESULTS .....	38

## **APPENDICES**

- Appendix 1 RT GROUND WATER LABORATORY DATA SHEETS:  
(SAMPLING EVENTS # 3 - 8)
- Appendix 2 RT GROUND WATER SAMPLING FIELD NOTES, HYDROGEOLOGIC TEST  
NOTES & MW-2 PUMPING TEST ANALYSIS DATA (9/10/98)
- Appendix 3 MONITORING WELL SOIL CUTTING DISPOSAL MANIFESTS
- Appendix 4 LEGAL DESCRIPTION OD DEED RESTRICTED AREA
- Appendix 5 ADDENDUM TO AQUIFER USE DETERMINATION-  
FATE & TRANSPORT ANALYSIS (10/8/98) &  
REVISED FATE AND TRANSPORT PRINTOUTS
- Appendix 6 NOTICE OF INTENT TO REMEDIATE (NIR) & PUBLIC NOTIFICATIONS

## 1.0 EXECUTIVE SUMMARY

In December 1997, RT Environmental Services, Inc. (RT) was retained by Scholler, Inc. to assess environmental liabilities at the 3320 Collins Street property, Philadelphia, Philadelphia County, Pennsylvania and to complete a soil and ground water investigations as well as prepare an Act 2 Final Report at the site.

The property consists of approximately 0.57 acres within an essentially rectangular area in the Port Richmond section of Philadelphia. It is bounded by the intersections of Amber Street to the northwest, East Westmoreland Avenue to the southwest, Collins Street to the southwest and residential properties and/or vacant lots to the northeast. Surrounding properties to the southeast and southwest across the city streets are industrial. Surrounding properties to the northeast and across the street to the northwest are residential.

The buildings are generally constructed of brick masonry walls on a concrete slab. Newer portions of the building also incorporate concrete and steel support structures. The main roof is comprised of asphalt over a wood deck roof, with portions incorporating corrugated metal and/or flat roof sections. Interior walls are primarily brick masonry, with some frame walls, and partitions. Flooring over concrete in the second floor office and lab area is comprised of finished end grain wood block. Small areas of floor tile are also present. Fluorescent lighting is used in newer areas of the facility. Former manufacturing areas are poorly lit. The site is served by municipal water and sewer, and electric (PECO), telephone, and natural gas (PGW). Fuel Oil was formerly used to fire the facility boiler, but facility has converted to natural gas. The heating oil UST was taken out of service upon confirmation of a release.

The site was once a primarily residential area of the City of Philadelphia. The one building on the site consists of the original portion of the Scholler Brothers facility which was constructed prior to 1940. It was originally used as a small soap factory. The facility was expanded on several occasions after 1940, as the Scholler operations grew. Scholler moved most facility operations, except for the second floor laboratory and offices to an off-site location during the 1980's. A portion of the manufacturing area was then leased for a time to a tenant who manufactured flooring adhesives. The property was sold in 2000. The current owner is using a portion of the site to operate a sewing and garment assembly business.



The site topography is relatively flat with an estimated elevation of 20 feet above mean sea level (MSL) based on the Camden, NJ-PA USGS 7.5 Minute Topographic Quadrangle sheet. The site is reported to be underlain by the Quaternary-age Trenton Gravel. Based on boring and well drilling activities at the site, site soils generally consist of light to medium-brown silt and sand, and some gravel to approximately 30 feet below grade (maximum boring depth); this appears to be natural soil. At some boring and well locations, inert fill (cut stone, brick, slag, silty, and clay) was encountered from the surface up to approximately 10 feet below grade which appears to be fill and re-worked soil brought to the site when the original buildings were constructed. No wetlands are indicated to be present on the subject site or within 1,000 feet of its boundaries.

Beneath the soil layer at an unknown depth, the site is reportedly underlain by variegated to brown saprolite and weathered gneiss of the Pre-Cambrian (Grenvillian) Baltimore Gneiss Series. No competent bedrock was encountered during the course of site investigations, however.

Based on the shallow borings and the monitoring wells completed by RT, a shallow, perched water table is present in the site soils at a depth of approximately 14 to 17 feet below ground surface (bgs). Groundwater elevation maps based on the onsite monitoring wells and tied to a local datum have determined a north to south flow toward the Delaware River.

A well search completed with the VISTA database and information from the Philadelphia Water Department, found no drinking water use of groundwater within one-half mile of the subject property. The regional shallow groundwater aquifer is not believed to be a current or near future source of potable water. The only nearby surface water body which could serve as a sensitive receptor for contaminated groundwater is the Delaware River.

Beginning in December 1997, RT performed Phase I -III investigations at the site in preparation for the sale or charitable donation of the property. These activities found that a 10,000 gallon fuel oil UST which was still in use beneath the building had released product to soils and ground water based on the results of soil borings conducted around the perimeter of this tank. The release was reported and the tank immediately taken out of service. RT closed the 10,000-gallon UST in place on May 7, 1998 by first cleaning it, and then filling it with a concrete slurry. A City of Philadelphia Operations permit was obtained for this work.

Operations permit was obtained for this work.

Additional soil delineation around the office and lab building's perimeter was completed, and none of the analyzed compounds were detected above their applicable Non-residential, Non-Used aquifer MSC's.

A total of four monitoring wells (MW-1, MW-2, and MW-3, and MW-4) were installed on the site on February 10, 1998 by the hollow-stem auger drilling method to assess any impact to groundwater. The depth of these wells are approximately 30 feet bgs with a screened interval from 5-30 feet. No bedrock was encountered in the wells. Two ground water sampling events were completed as part of the Remedial Investigation. Results of these sampling events showed exceedences of PADEP MSCs for several Fuel Oil parameters in MW-4, the source area well.

The site was placed into the Act 2 Land Recycling Program in April 1998. A well search for any potentially sensitive ground water and surface water receptors was completed. RT submitted to PADEP an Aquifer Use Determination Letter and Addendum demonstrating Fate and Transport modeling compliance at the Point of Compliance monitoring wells. Based on this information, PADEP granted the property a Residential, Non-Used aquifer classification for ground water.

These studies revealed the following:

- The leaking 10,000 gallon Fuel Oil UST is deemed an area of environmental impact.
- No public or private water supply wells are present within one mile of the site.
- The depth to ground water was found to be 14 to 17 feet below ground surface (bgs) with flow direction from the north to the south.

An additional six groundwater monitoring events were completed at the site using three of the four monitoring wells (MW-1, MW-2, and MW-3) as required under Act 2 guidelines. All samples were analyzed for fuel oil parameters. MW-2 was destroyed during building demolition activities. Therefore, only six sampling rounds were completed for this well. The PADEP was notified, and this was deemed acceptable. RT completed seven additional ground water sampling events ending with the December 15, 1999 event.

Groundwater levels were also recorded during each sampling event. Each well was surveyed and

to the north-northwest), MW-1 was designated as the upgradient background well. MW-2 and MW-3 were designated as the downgradient point of compliance (POC) wells for the leaking UST.

The area where exceedences of soil and ground water MSCs were identified (fuel oil UST area), was subsequently delineated by installing Geoprobe soil borings. This area is completely covered by the site building precluding Direct Contact pathways. Further soil remediation is not possible. The area of remaining soil contamination will be addressed by a deed restriction for this area. The area of this deed restriction is approximately 750 square feet and the volume of impacted soil is approximately 6,000 cubic feet given the depth of contaminated soil at 8 feet bgs. The Notice of Intent to Remediate and public notifications were made to reflect the exclusion of site soil.

For the purpose of selecting an appropriate MSC for each compound, the ground water at the subject site is classified as a Non-Residential, Non-Used aquifer with TDS < 2500 ppm. The subject property is currently zoned commercial.

Remediation of groundwater at the source area was attempted by pumping free product from MW-4. RT attempted to remove this product and contaminated ground water with a downhole pumping system which was started in late 1998. By April 1999 the system was taken off-line since it was ineffective as a result of the high viscosity of the free product. A total of approximately 7.5 gallons of weathered product was recovered prior to cessation of pumping. The PADEP was contacted at this time and agreed to the termination of remedial activities.

Groundwater sampling during site characterization activities detected levels of several Fuel Oil compounds above their respective MSCs in the source area monitoring well as well as free product. Eight rounds of ground water monitoring were completed to comply with PADEP Act 2 Land Recycling guidelines. No exceedences of the applicable MSCs were noted during any of these sampling events for the Point of Compliance.

Additionally, Fate and Transport analyses were completed for the highest historic concentrations of Fuel Oil compounds detected in the source area well (MW-4). These analyses did not demonstrate that contaminants would be expected to migrate offsite above their applicable PADEP Non-Residential, Non-Used Aquifer Standards. Based on the above discussion, no attainment

demonstration is required for ground water at the subject site.

Based on these results, no remedial care measures are proposed. The paved and covered surfaces of the site (greater than 80%) have eliminated pathways for migration of contaminants remaining in ground water at the site.

Therefore, a release of liability in groundwater at the subject site is being requested for the following compounds:

All #2 and #4 Fuel Oil (Diesel) Compounds including benzene, fluorene, toluene, phenanthrene, ethylbenzene, chrysene, naphthalene, pyrene and isopropylbenzene (cumene),

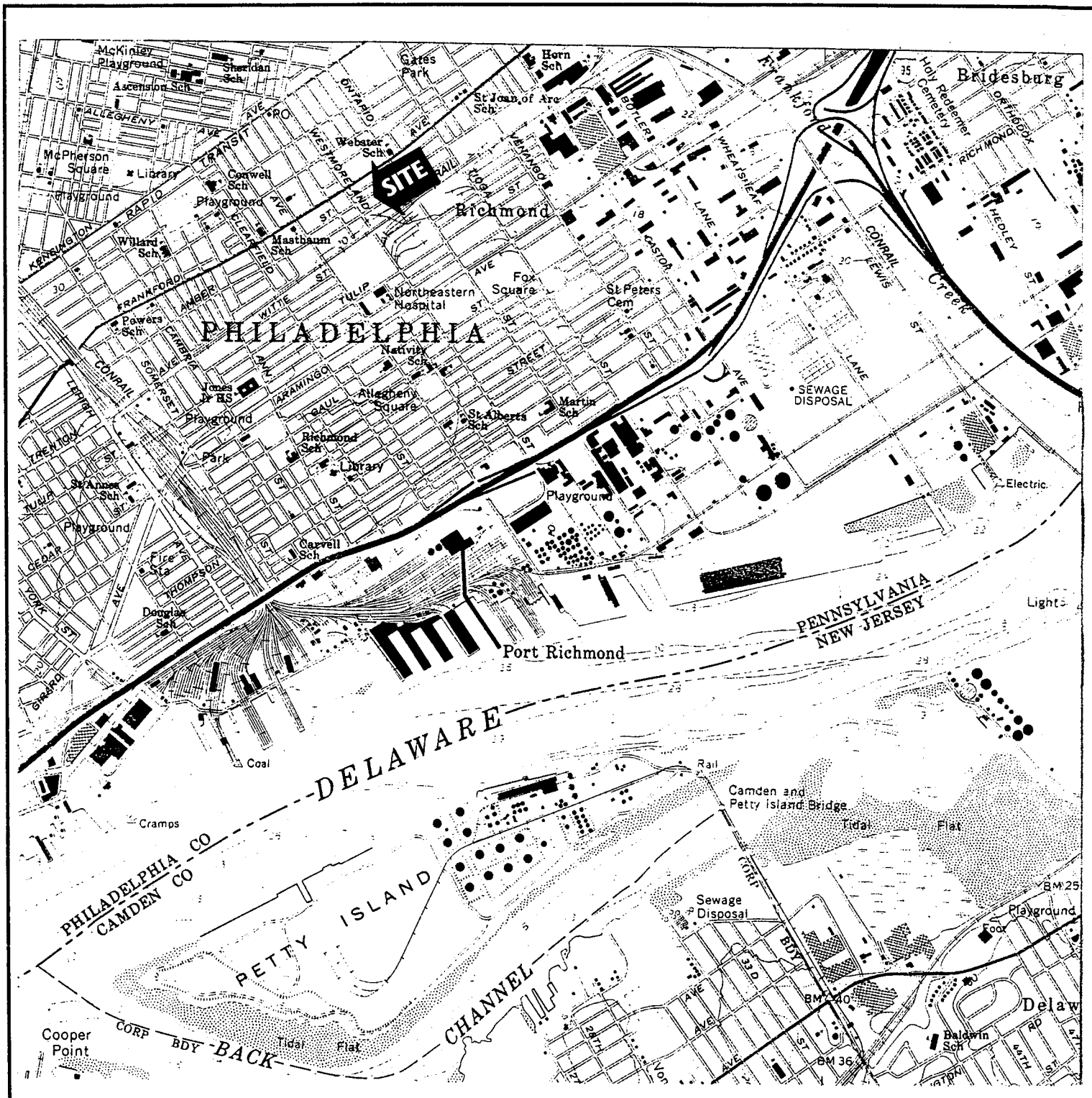
## **2.0 SITE DESCRIPTION**

The property is located at 3320 Collins Street, in the Port Richmond section of Philadelphia, Pennsylvania. The overall facility is comprised of approximately 0.57 acres, almost all of which is occupied by contiguous buildings. A site location map is provided as Figure 1 and a site plan map is included as Figure 2.

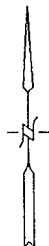
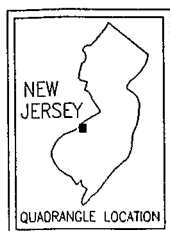
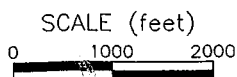
The buildings are generally constructed of brick masonry walls on a concrete slab. Newer portions of the building also incorporate concrete and steel support structures. The main roof is comprised of asphalt over a wood deck roof, with portions incorporating corrugated metal and/or flat roof sections. Interior walls are primarily brick masonry, with some frame walls, and partitions. Flooring over concrete in the second floor office and lab area is comprised of finished end grain wood block. Small areas of floor tile are also present. Fluorescent lighting is used in newer areas of the facility. Former manufacturing areas are poorly lit. The site is served by municipal water and sewer, and electric, telephone, and natural gas (City of Philadelphia). Fuel Oil used to fuel the facility boiler is presently fed from a temporary above ground storage tank (AST); the heating oil UST was taken out of service upon confirmation of a release.

## **2.1 SURROUNDING LAND USE**

Surrounding land use is mixed industrial and residential based on the results of RT's site inspection on February 19, 1998. To the southeast and southwest (across Collins St and Westmoreland St. respectively) are industrial properties. To the northeast and northwest (across Amber and Collins Sts. respectively) are primarily residential properties with some commercial garages. The first two lots along Collins St. are vacant.



SOURCE: USGS 7.5 MINUTE TOPOGRAPHIC QUADRANGLE  
 CAMDEN, NJ-PA, DATED 1967, PR 1984  
 CONTOUR INTERVAL 10 FEET



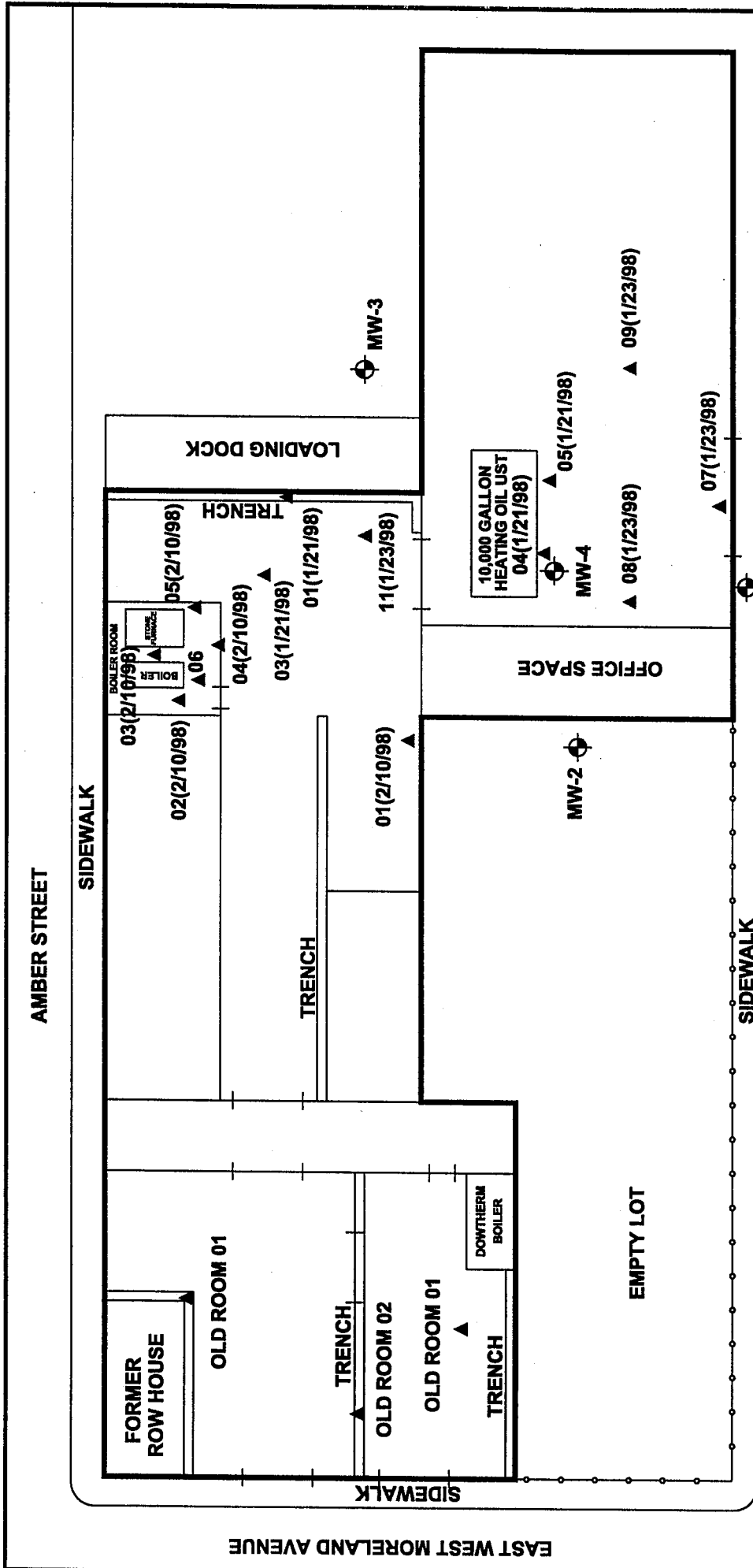
RT Environmental Services, Inc.  
 215 West Church Road  
 King of Prussia, PA. 19406

## FIGURE 1 SITE LOCATION MAP

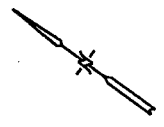
3320 COLLINS AVENUE  
 PHILADELPHIA, PENNSYLVANIA

Prepared For:  
 SCHOLLER BROS. INC.  
 3320 COLLINS AVENUE  
 PHILADELPHIA, PENNSYLVANIA

CHARGE	2043-07	AUTOCAD FILE	2043SLM	ENGINEER	DESIGNER	DRAFTSPERSON	SN
SCALE		DRAWING NUMBER					REVISION
DATE	03/05/98						
				2043SLM			



**FIGURE 2**  
**SITE PLAN**  
 SCHOLLER BROS., INC.  
 3320 COLLINS AVENUE, PHILADELPHIA, PENNSYLVANIA  
 RT Environmental Services, Inc.  
 215 West Church Road  
 King of Prussia, PA 19106  
 DWG NO. P:\PROJECTS\2043-07\PLAN\20701.dwg  
 REV 0  
 SHEET



Approximate Scale (feet)  
 0 20 40

- LEGEND**
- ▲ SOIL BORING LOCATION
  - ⊗ MONITORING WELL LOCATION
  - FENCE LINE

## **2.2 SITE HISTORY**

The site was once a primarily residential area of the City of Philadelphia. The site's one building consists of the original portion of the Scholler Brothers facility which was constructed prior to 1940. It was originally used as a small soap factory. The facility was expanded on several occasions after 1940, as the Scholler operations grew. Scholler moved most facility operations, except for the second floor laboratory and offices to an off-site location during the 1980's. A portion of the manufacturing area was then leased for a time to a tenant who manufactured flooring adhesives. The property was sold in 2000. The current owner is using a portion of the site to operate a sewing and garment assembly business.

## **2.3 SITE OWNERSHIP**

The facility is presently owned by Arawak Holding Corporation who purchased it from Scholler Brothers, Inc. in 1998. Scholler purchased various portions of the property facility from several different entities, since the 1930's.

## **2.4 PHYSICAL SETTING**

### **2.4.1 Topography**

The site is located on a fairly level area within the Port Richmond section of the city of Philadelphia at approximately 20 feet above sea level based on the Camden, NJ-PA, USGS 7½ Minute Topographic Quadrangle (see Figure 1).

### **2.4.2 Geology**

Based on soils encountered during soil boring and well drilling activities at the site, site soils generally consist of light to medium-brown silt and sand, and some gravel to approximately 30 feet below grade (maximum boring depth); this appears to be the natural soil type beneath the site. At



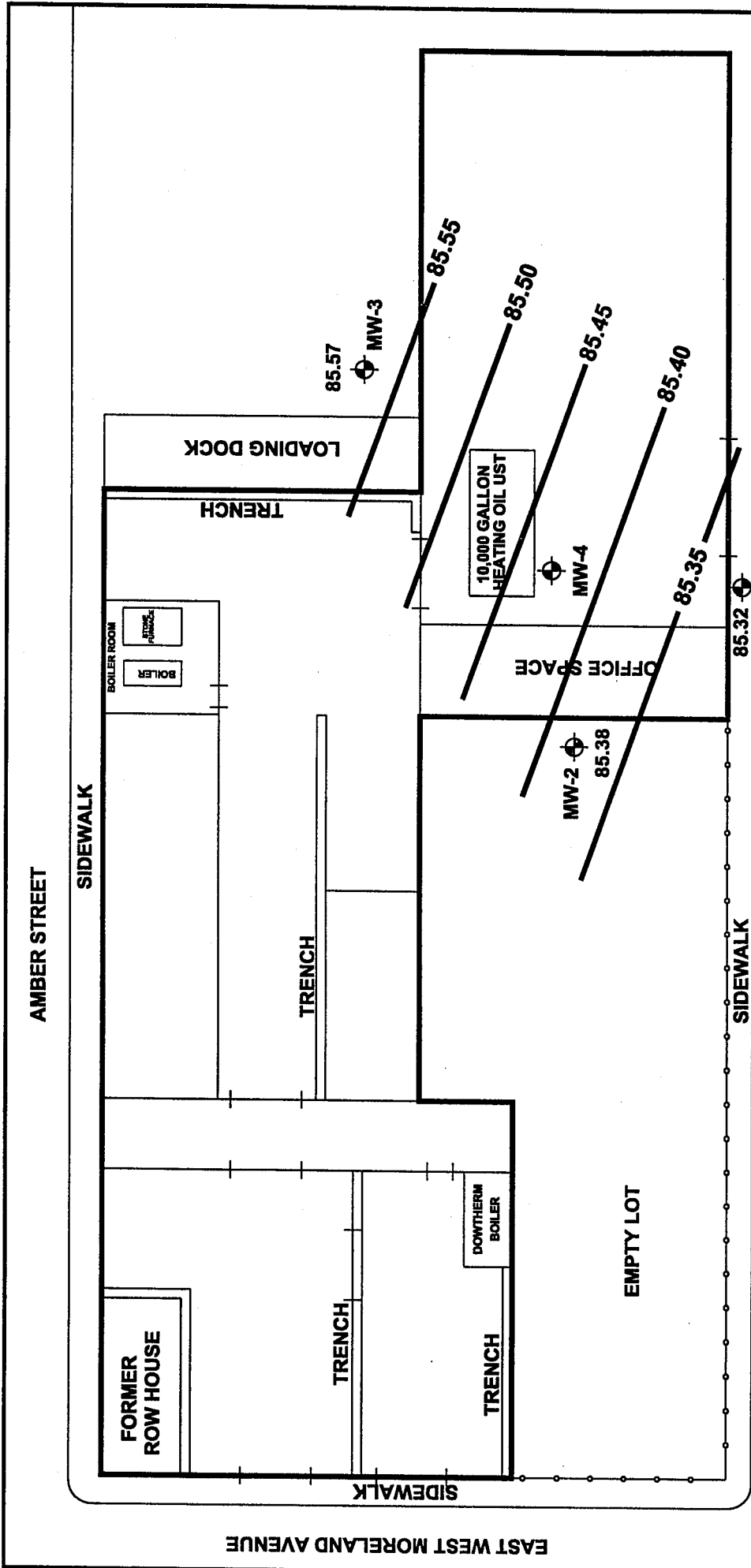
from the surface up to approximately 10 feet below grade. This appears to be fill and re-worked soil brought to the site when the original buildings were constructed. RT's soil boring and well logs were previously submitted in the RIR and are included in Appendix 1 to the current report.

According to the "Atlas of Preliminary Geologic Quadrangle Maps of Pennsylvania," Camden, NJ-PA Quadrangle, the site overlies the Quaternary-age Trenton Gravel of the Coastal Plain physiographic province. The Trenton Gravel is described as a gray or pale reddish-brown, very gravelly sand interstratified with cross-bedded sand or silt-clay beds, and includes area of Holocene-age alluvium or swamp deposits ("Geologic Map of Pennsylvania," 1980).

### **2.4.3 Hydrology**

Regional groundwater flow is typically to the south, towards the Delaware River (located approximately 6,000 feet south of the site), and to the east towards Frankford Creek (located approximately 6,000 feet east of the site). Experience in this area of Philadelphia has shown that shallow groundwater flow gradients are typically very shallow, and flow directions may vary somewhat from what may typically be expected. This is probably due to the regional occurrence of fill and re-worked soil, in conjunction with the very flat topography, and high percentage of capped land (by roadways, parking lots, sidewalks, buildings, etc.) in urban areas.

Ground water beneath the site was encountered at approximately 14 to 17 feet below grade, as measured in on-site monitoring wells on February 23, 1998 (the date of the first groundwater sampling event). The relative groundwater elevations in the on-site wells were calculated using the measured depths to groundwater on February 23, 1998, and relative well casing elevations. Groundwater elevation contour maps using the February 23, 1998 and the February 22, 1999 data are presented as Figures 3 and 4. Based on these maps, the groundwater flow direction beneath the site is to the south. This is generally consistent with the observed site topography and expected flow direction towards the Delaware River.

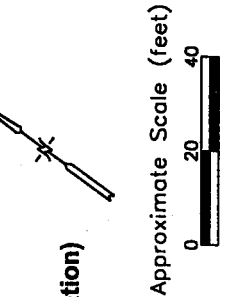


**FIGURE 3**  
**GROUNDWATER ELEVATION CONTOUR MAP**  
**FEBRUARY 23, 1998**

SCHOLLER BROS., INC.  
 3320 COLLINS AVENUE, PHILADELPHIA, PENNSYLVANIA

RT Environmental Services, Inc.  
 215 West Church Road  
 King of Prussia, PA, 19406

REV 0  
 DWG NO. RT-PROJECTS/3043-RT-3043/01/49  
 SHEET



- LEGEND**
- 85.35 — GROUNDWATER ELEVATION CONTOUR (feet, relative on-site elevation)
  - ⊕ MONITORING WELL LOCATION
  - ○ — FENCE LINE

AMBER STREET

SIDEWALK

EAST WEST MORELAND AVENUE

COLLINS STREET

SIDEWALK

FORMER ROW HOUSE

TRENCH

BOILER ROOM

BOILER

10,000 GALLON HEATING OIL UST

OFFICE SPACE

DOWN THERM BOILER

EMPTY LOT

TRENCH

TRENCH

TRENCH

LOADING DOCK

MW-2 85.38

MW-4

MW-3 85.57

MW-1 85.32

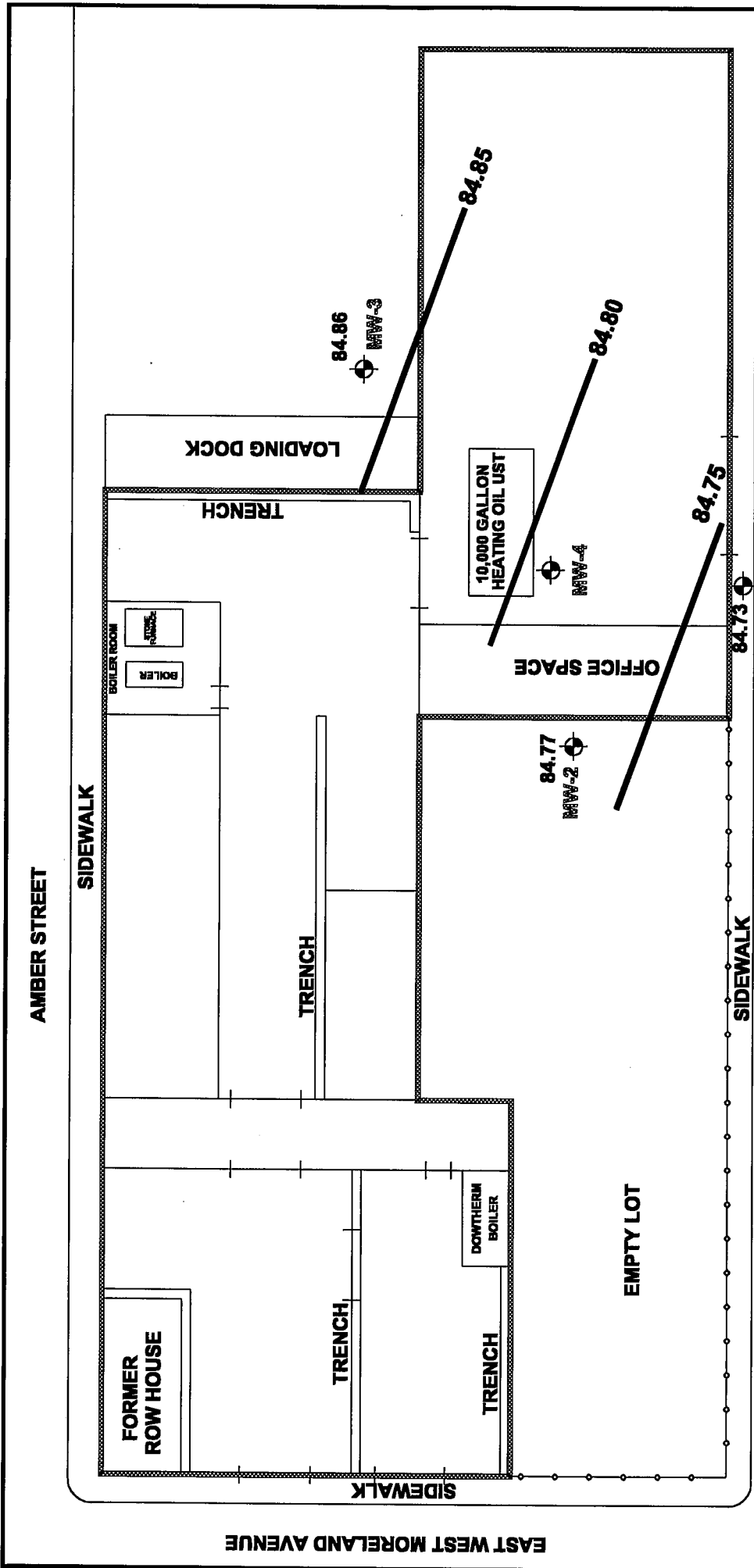
85.55

85.50

85.45

85.40

85.35


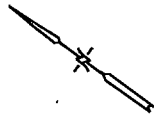


**FIGURE 4**  
**GROUNDWATER ELEVATION CONTOUR MAP**  
**FEBRUARY 22, 1989**

SCHOLLER BROS., INC.  
 3320 COLLINS AVENUE, PHILADELPHIA, PENNSYLVANIA

RT Environmental Services, Inc.  
 215 West Church Road  
 King of Prussia, PA 19406

DATE: 02/22/89  
 DRAWN BY: J. J. [unreadable]  
 SHEET: 0



**LEGEND**

- MONITORING WELL LOCATION
- FENCE LINE

### **3.0 SITE CHARACTERIZATION**

#### **3.1 PRIOR ENVIRONMENTAL ACTIVITIES**

Prior to RT's Act 2 involvement at the site, the only environmentally related activity known to have been conducted are as follows:

- The closure of a 1,500 gallon fuel oil UST (Tank 004) used to fuel the Dowtherm boiler in place by filling with concrete in approximately 1960. No soil samples were collected at the time of closure, however, the tank was only a few years old at the time of closure. Soil samples collected by RT during subsequent Phase II activities showed no evidence of contamination.
- Two underground storage tanks (USTs) located in an open yard area on Amber Street (Tanks 002 and 003) were removed by RT on January 4, 1993. Based on soil samples collected at the time of their removal, no evidence of a release was detected from either UST. A copy of the tank closure report was previously submitted to PADEP on February 3, 1993.

#### **3.2 RT PHASE I-III INVESTIGATIONS**

RT began Phase I activities in December 1997. An RIR detailing these investigations was submitted in May 1998. The findings of these investigations are summarized below:

- A total of 10 registered ASTs and 4 registered USTs were identified as having historically been present at the site. Additional unregulated tanks, including mixing tanks and other ASTs were also found. The only environmental issue related to these tanks identified during these investigations was the 10,000 gallon fuel oil UST which was found to have leaked. This release and further soil and ground water investigations related to it are discussed in detail in this report. This release was the reason for entering into the Act 2 PADEP Land Recycling Program.

### 3.2.1 Soil Test Borings

RT supervised the installation of six Geoprobe soil test borings ( 01 through 03 by on January 21, 1998; 04 through 06 on January 23, 1998) at the subject site. These borings were advanced in trenches or below the building floor (01 through 03), the area of the operating 10,000 Fuel Oil UST (04 & 05) and the Boiler Room area (06). The locations of the borings are shown on Figure 2. Borings were as deep as feet below ground surface (bgs). For the borings, core samples taken at continuous intervals until a depth of 20 feet was reached or until refusal occurred. A PID was used to field screen the recovered samples and select those appropriate for laboratory analysis. A total of six Geoprobe samples were submitted for laboratory analysis by hydrocarbon fingerprinting and PP metals analysis.

Laboratory results revealed that petroleum hydrocarbons were found above the detection limit in the area adjacent to the Fuel Oil UST beneath the building's parking garage. This indicated that soils and possibly ground water surrounding the Fuel Oil UST had been impacted by a release from this tank. Soil borings in the trenches or below the floors of the Boiler Room and the Old Room areas were below all analyzed parameters based on PADEP Non-Residential standards. Laboratory results are summarized on Tables 1A through 1C.

Based on the results of the initial soil sampling, an additional round of seven Geoprobe soil borings ( through ) were conducted by RT on January 23, 1998. Four Geoprobe borings were conducted in the older section of the building (Old Room 01 through 03), one in the boiler room area (11) and three additional borings adjacent to the active Fuel Oil UST (07 through 09). These borings were advanced to a depth where refusal occurred (20 feet maximum depth). The locations of these borings are also shown on Figure 2. A total of 19 samples were selected for laboratory analysis. Results are summarized on Tables 3A through 3C and revealed that all analyzed parameters were below their applicable PADEP Non-Residential SWHS.

**Table 1**  
**Summary of Soil Sample Laboratory Analytical Results**  
**Samples Collected in UST Areas**

Parameter	Non-Residential MSCs (mg/kg)						Result (mg/kg)					
	Direct Contact			Soil-to-Groundwater			January 21, 1998			January 23, 1998		
	Surface Soils (0'-2')	Subsurface Soils (2'-15')	Non-Use Aquifer	04 7'	05 20'	07 17'	08 16'	09 16'	11 16'	11 16'	16' 6.5'	
<b>PADEP Diesel Fuel Oil #2 Parameters</b>												
benzo(a)anthracene	110	190,000	1,200	--	9.4	--	--	--	--	--	--	
benzo(a)pyrene	11	190,000	870	3	7.9	--	--	--	--	--	--	
fluorene	110,000	190,000	380	8	0.58	--	5.6	--	--	--	--	
naphthalene	110,000	190,000	5,000	36	--	--	17	--	--	--	--	
phenanthrene	190,000	190,000	11,000	30	14	--	20	0.13	--	--	--	

**Notes:**

--: Not Detected Above Method Detection Limits

NA: Not Analyzed

Units: milligrams per kilogram, parts per million, except where noted

MSC: Medium Specific Concentration

Bold & Italics Text: Exceed MSCs.

Standard Source: Pennsylvania Act 2 MSCs.

A final round of five hand-augered borings were conducted by RT on February 10, 1998 in the Boiler Room area (borings 01 through 05). The locations of these and all previous borings are shown on Figure 2. The depth of these borings was a maximum of six feet depending on where refusal occurred. A total of samples were collected and submitted to GLA for laboratory analysis. Results showed that all analyzed parameters were below their applicable PADEP SWHS.

Results of these sampling events confirmed a petroleum release from the active 10,000 gallon Fuel Oil UST and determined soil contamination was limited to an area beneath the building. Due to the presence of petroleum saturated soils identified near the tank, installation of groundwater wells was required. Since the facility was planning to convert to natural gas as a heating source, removal of the leaking tank was recommended.

### **3.2.2 10,000 Fuel Oil UST Closure**

RT conducted the closure of the out-of-service 10,000-gallon UST on May 7, 1998. This tank was registered with the PADEP, even though it is an unregulated tank. According to Scholler records, it was originally installed on January 1, 1935. A City of Philadelphia Operations permit was obtained for this work. No excavation was conducted as this tank is located beneath the floor of the site building. This tank was sealed in place by filling with a concrete slurry after cleaning.

The access port to the tank was opened and the tank interior was inspected to verify that it had previously been cleaned. No residual product or other materials were observed to be present within the tank. Prior to closure, an inspection was conducted by a representative of the City of Philadelphia Fire Inspectors' office. After approval by the inspector, the tank was filled with a lean concrete mixture, to ensure proper filling of all voids within the tank system. The tank void and nearby wells were monitored during the closure, and no evidence of concrete leakage was observed. The UST and access port were filled to approximately 1.5 feet below the grade of the floor in order to allow for a small degree of settling within the tank. Approximately 50 cubic yards of concrete were used to fill the tank. Following the closure, the manhole above the access port was replaced.

### **3.2.3 Monitoring Well Installation**

Also on February 10, 1998, RT supervised the installation of three ground water monitoring wells (MW-1 through MW-3) and on potential free product recovery well (MW-4) at the site by B.L. Myers, Inc. These wells were completed using the hollow-stem auger drilling technique. The well borings were advanced to an approximate depth of 30 feet below ground surface (bgs), at which point a 2-inch diameter PVC screen and casing was inserted and grouted into the borehole at MW-1 through MW-3. MW-4 was installed immediately adjacent to the leaking 10,000 Fuel Oil UST with 4-inch diameter PVC casing and screen. Each well was completed with a flush-mount, cast iron curb box. Following completion, the wells were developed for approximately one-half hour utilizing an air compressor from the drilling rig. The locations of these wells are shown on Figure 2. Monitoring well elevations at the site were surveyed by RT on February 18, 1998 and tied to an arbitrary onsite datum of 100 feet above mean sea level.

### **3.2.4 Preliminary Ground water Investigation Results**

Based on the presence of saturated soils near the tank, four ground water monitoring wells were installed at the site. These include one upgradient well (MW-3), two downgradient wells (MW-1 & MW-2), and a recovery well (MW-4) immediately adjacent to the position of the tank.

The initial two ground water sampling events were conducted by RT on February 23 and April 15, 1998. Water levels were measured prior to purging. Ground water was found at a depth of about 14 to 17 feet bgs in the monitoring wells. Historic ground water levels are summarized on Table 2. Sampling confirmed the ground water flow direction to be toward the south.

The wells were then purged of approximately three well volumes with a submersible pump. Samples were obtained using a separate, laboratory-cleaned Teflon bailer for each well. A thickness of 0.16 feet of free product was detected in MW-4 during the initial sampling event and 11.15 feet during the second event. Perimeter wells (MW-1, MW-2 and MW-3) showed no free product with analytical results all below PADEP non-used aquifer standards. The samples from the proposed recovery well (MW-4) exceeded the non-residential non-used aquifer standards for



chrysene and pyrene only. These and other historical ground water analytical results are summarized on Table 3.

Six additional rounds of ground water sampling were recommended for the four monitoring wells to complete 8 rounds of sampling as required under Act 2 guidelines. All samples were to be analyzed for PADEP #2 and #4 heating oil parameters. Upon completion of the additional events, an Act 2 Final Report documenting demonstration of attainment of applicable PADEP MSCs would be submitted, and a liability release for ground water would be requested.

**TABLE 2**  
**GROUNDWATER ELEVATION DATA**  
**SCHOLLER, INC.**  
**3320 COLLINS STREET**  
**PHILADELPHIA, PENNSYLVANIA**

Monitoring Well Designation (Scr. interval)	Sampling Date	Casing Elevation (ft.)	Depth to Water (ft.)	Groundwater Elevation (ft.)	Free Product Thickness (ft.)
<b>MW-1</b> (5-30 ft.)	02/18/98	100.00	14.17	85.83	None
	02/23/98	100.00	14.68	85.32	None
	04/15/98	100.00	14.47	85.53	None
	08/07/98	100.00		100.00	None
	11/03/98	100.00	15.21	84.79	None
	02/22/99	100.00	15.27	84.73	None
	06/10/99	100.00	15.12	84.88	None
	09/23/99	100.00	14.32	85.68	None
	12/17/99	100.00	16.41	83.59	None
	02/29/00	100.00	14.85	85.15	None
<b>MW-2</b> (5-30 ft.)	02/18/98	99.14	13.80	85.34	None
	02/23/98	99.14	13.76	85.38	None
	04/15/98	99.14	13.80	85.34	None
	06/15/99	99.14	14.25	84.89	None
	08/07/98	99.14		99.14	None
	11/03/98	99.14	14.32	84.82	None
	02/22/99	99.14	14.37	84.77	None
	06/15/99	99.14	14.25	84.89	None
	09/23/99	99.14	NM	NM	NM
	12/17/99	99.14	NM	NM	NM
02/29/00	99.14	DRY	Well Collapsed	NM	
<b>MW-3</b> (5-30 ft.)	02/18/98	102.39	16.87	85.52	None
	02/23/98	102.39	14.68	85.57	None
	04/15/98	102.39	16.86	86.08	None
	08/07/98	102.39		102.39	None
	11/03/98	102.39	NM	NM	NM
	02/22/99	102.39	17.53	84.86	None
	06/10/99	102.39	17.32	85.07	None
	09/23/99	102.39	16.48	85.91	None
	12/17/99	102.39	14.30	88.09	None
	02/29/00	102.39	17.10	85.29	None
<b>MW-4</b> (5-30 ft.)	02/18/98	100.26	16.86	83.40	2.15
	02/23/98	100.26	14.68	83.45	2.16
	04/15/98	100.26	14.73	75.07	11.15
	11/03/98	100.26	NM	NM	NM
	02/22/99	100.26	NM	NM	NM
	06/10/99	100.26	NM	NM	NM
	09/23/99	100.26	NM	NM	NM
	12/17/99	100.26	NM	NM	NM
	02/29/00	100.26	NM	NM	NM

**NOTES:**  
 NM: Not Measured  
 DRY: Well was dry on sampling date

**Table 3  
Summary of Groundwater Sample Laboratory Analytical Results**

**Scholler Inc Facility  
3320 Collins Street, Philadelphia, Pennsylvania**

Parameter	Non-Residential Non-Use Aquifer MSC	Result (µg/l)												
		MW-1					MW-2							
Volatile Organic Compounds														
benzene	500	2.6	--	1.4	66	3.1	1.4	--	3.4	--	--	3	NT	NT
toluene	100,000	--	--	--	250	--	1.2	--	--	--	--	--	NT	NT
ethylbenzene	70,000	--	--	--	17	--	--	--	--	--	--	2	NT	NT
naphthalene	20,000	--	--	--	--	--	--	--	--	--	--	10	NT	NT
isopropylbenzene (cumene)	5,200	--	2.4	--	--	2	--	--	--	--	--	--	NT	NT
Polynuclear Aromatic Hydrocarbons														
fluorene	190	--	--	--	--	--	--	--	--	--	--	--	NT	NT
phenanthrene	1,200	--	--	--	--	--	--	--	--	--	--	--	NT	NT
chrysene	1.8	--	--	--	NA	--	--	--	--	--	--	--	NT	NT
pyrene	13	--	--	--	NA	--	--	--	--	--	--	--	NT	NT
Non-Residential Non-Use Aquifer MSC														
Volatile Organic Compounds														
benzene	500	89	17	14	NT	5.6	38	21	44	120	NT	NT	NT	NT
toluene	100,000	7	--	--	NT	--	1.8	3.8	6.4	55	NT	NT	NT	NT
ethylbenzene	70,000	33	15	13	NT	--	3.7	4.6	33	22	NT	NT	NT	NT
naphthalene	20,000	19	8.3	--	NT	--	--	2.3	2.2	230	NT	25	NT	NT
isopropylbenzene (cumene)	5,200	6.9	3.5	3.9	NT	--	5.5	6.8	9.6	3	NT	--	NT	NT
Polynuclear Aromatic Hydrocarbons														
fluorene	190	--	--	--	NT	--	--	--	--	--	NT	--	NT	NT
phenanthrene	1,200	--	--	--	NT	--	--	--	--	1200	NT	--	NT	NT
chrysene	1.8	--	--	--	NT	--	--	--	--	<b>340</b>	NT	--	NT	NT
pyrene	13	--	--	--	NT	--	--	--	--	<b>500</b>	NT	--	NT	NT

Notes:  
**Bold & Italics Text:** Exceed MSCs.  
 --: Not Detected Above Method Detection Limits  
 MSCs - Statewide Health Medium-Specific Concentrations.

### 3.2.5 RT Phase I-III Conclusions

Based on the results of the soil and ground water sampling conducted at the subject site, it is concluded that the only areas in need of further remedial action were free product removal in the leaking fuel oil tank area.

Water quality results to date indicate that the tank release is not impacting ground water quality at the downgradient property boundary, as no contaminants were detected above the residential Statewide Health Standard for a used aquifer.

Based on the above conclusions, RT recommended the following:

- Implementation of free product recovery from well MW-4 via a downhole pneumatic pump. Extracted water and contaminants would be pumped to an oil-water separator tank. Recovered water is expected to meet the City of Philadelphia sewer discharge standard. The recovery system would run until no further product is being recovered.
- Perform an additional six rounds of ground water sampling for monitoring wells MW-1, through MW-3, to complete 8 rounds of sampling as required under Act 2. Well MW-4 would be sampled, if possible, depending on the level of product encountered during the free product remediation. Ground water samples would continue to be analyzed for fuel oil parameters.
- Upon completion of the six additional sampling events, an Act 2 Final Report would be submitted documenting demonstration of attainment of MSCs Non-Residential, Non-Used Aquifers, and a liability release for those compounds identified as being present in groundwater would be requested.

### 3.3 ADDITIONAL GROUNDWATER SAMPLING

Subsequent to the initial two groundwater sampling events, six additional events were conducted by RT on a quarterly basis from August 1998 through December 1999. Water levels were measured and the wells were purged of approximately three well volumes with a submersible pump. Samples were obtained using a separate, laboratory-cleaned Teflon bailer for each well. Based on the presence of free product in MW-4, an attempt was made to recover it by means of a pumping system. This remediation was unsuccessful due to the high viscosity of the material. Historic ground water levels are summarized on Table 2.

Samples were collected for analysis of Fuel Oil parameters and were submitted to Great Lakes Analytical Laboratories (GLA) in King of Prussia, PA for analysis. Details of these results are summarized on Table 2 with all historic ground water sampling results.

All of the proposed eight quarterly groundwater sampling events have been completed for monitoring wells MW-1 and MW-3. RT was unable to sample monitoring well MW-2 during the last three sampling events because, initially, construction and demolition debris blocked access to the well. On February 29, 2000 RT mobilized to the site to complete the final round of groundwater sampling and discovered that MW-2 had collapsed to a total depth 13.76' and was of no use.

Groundwater quality data continue to show concentrations for all parameters either non-detect or below their respective Statewide Health Standard Non-Used Aquifer MSCs for the perimeter wells. (see Table 3). Well MW-4 was not sampled except during event # 3 (8/7/98) due to the presence of free product in the well. Contaminant concentrations were considerably lower for this event indicating little dissolution of weathered fuel oil in groundwater.

### **3.4 HISTORIC GROUND WATER ELEVATIONS AND FLOW**

Water-table elevation contour maps for two historic sampling events (2/23/98 and 6/15/99) are depicted on Figures 3 and 4. These contour map shows ground water flowing from the northern downgradient toward the southern portion of the site. This flow pattern identifies MW-2 and MW-3 as the downgradient Point of Compliance(POC) wells. Based on these water-table elevation maps, the ground water gradient at the site is approximately 0.002 feet per foot.

### **3.5 HYDROGEOLOGIC TESTING**

On September 10, 1998, RT conducted a hydraulic conductivity pumping test on well MW-2 for a duration of 130 minutes at a constant discharge rate of 4.0 gallons per minute. The depth of the falling water level in this well was recorded by an electronic transducer in the well using a data logger at pre-programmed times along a logarithmic time scale. This data was plotted using the Neuman method for unconfined aquifers with a delayed watertable response .to calculate hydraulic conductivity. Results revealed a hydraulic conductivity of 0.0123 feet per minute or approximately 18.0 feet per day in this well. RT's final report as well as field and graphed data are included in Appendix 2 to the current report.

### **3.6 DISPOSAL ACTIVITIES**

The RemTech Group of Lewisberry, Pennsylvania was contracted to manage the waste, which consisted of six, 55-gallon drums containing soil cuttings related monitoring well installations at the site. The drums were brought under manifest to their facility for consolidation, re-packed, as necessary, and sent to the disposal the non-hazardous material landfill facility identified below:

American Waste Landfill  
7916 Chapel Street, SE  
Waynesburg, OH 44688

**The manifest for this waste is included in Appendix 5 to this report.**

Purge water associated with the ground water sampling activities at the subject site was treated with a carbon filter before being discharged to the ground.

#### **4.0 GROUNDWATER STANDARDS**

Based on the concentrations of concern in the groundwater at the subject site, a Statewide Health Standard will be used to address the impact on groundwater of the Fuel Oil compounds. Based on the results of the most recent sampling events, all detected compounds in the POC wells comply with these standards. A deed restriction will be used to address the soil impact in the area where the leaking UST was formerly located since this area cannot be remediated without involving considerable expense.

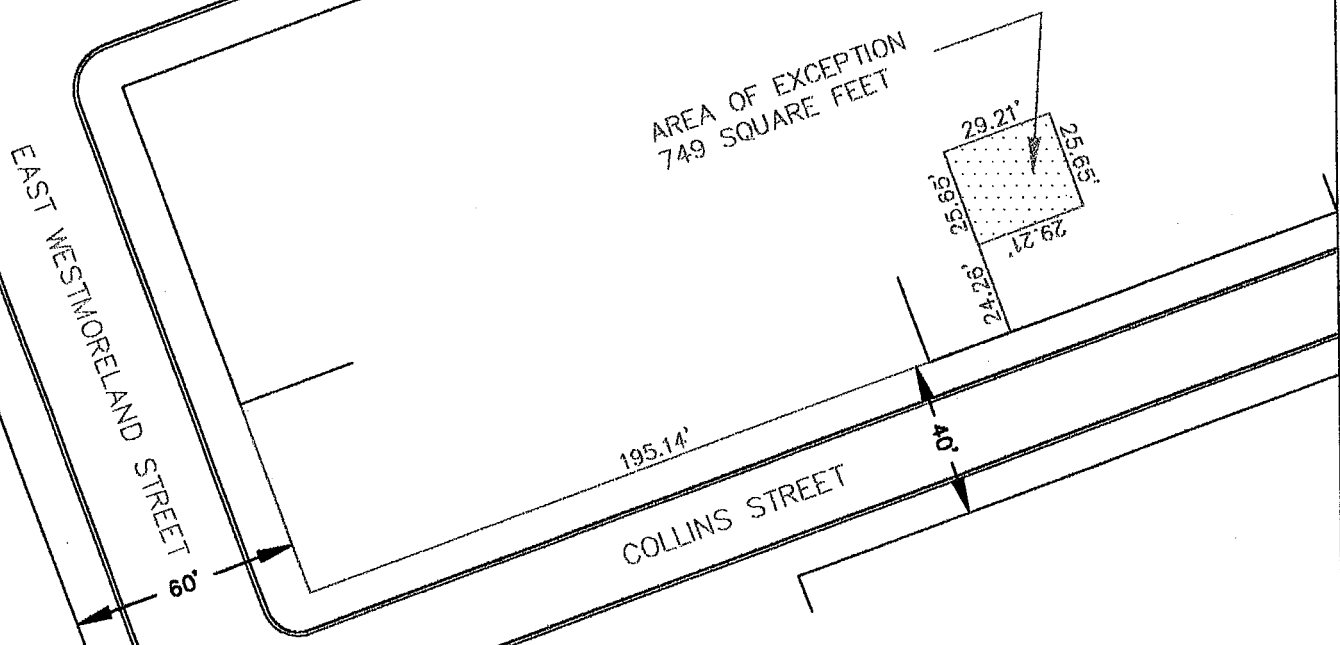
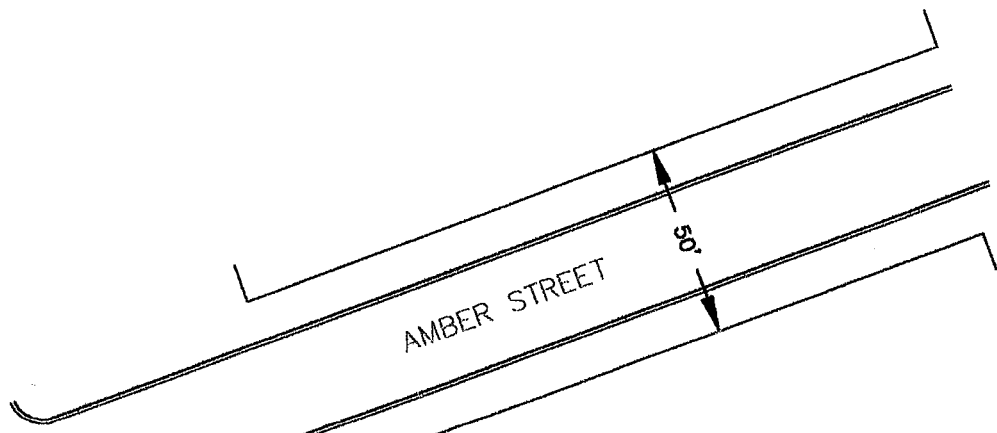
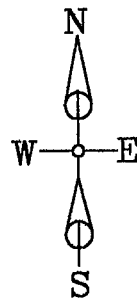
#### **4.1 SOIL STANDARDS**

In addition, a deed restriction will be applied to the property stating, future soil removal from the impacted area of the property would need to be treated as a waste and handled in the proper manner. The approximate deep restriction area is shown on Figure 5. A legal desription of this area is included as Appendix 4.

#### **4.2 GROUNDWATER STANDARDS**

he remedial standard selected in order to obtain a liability release for ground water, as set forth in Chapter 5 of Act 2, is the Statewide Health Standard. Under this guideline, each contaminant identified on-site has a medium-specific concentration (MSC), which can not be exceeded to be eligible for the liability release. Residual fuel oil product remains in the soil beneath the site building. RT was unable to recover this material by pumping MW-4 due to its high viscosity. Compliance to these standards at the downgradient property boundary (POC wells) as well as Fate and Transport modeling for all applicable compounds has been demonstrated, however. Therefore, a request for a Release of Liability for heating oil compounds in ground water, demonstrating attainment of the Statewide Health Standard is being made.





ALL DISTANCES ARE TO DISTRICT STANDARD

JAMES M. STEWART  
LIC # 26105E

AREA OF EXCEPTION				
SCHOLLER BROS., INC.				
3320 COLLINS STREET				
45th WARD		CITY OF PHILADELPHIA		PENNSYLVANIA
		JAMES M. STEWART, INC.		
		Land Surveyors		
		9622 EVANS STREET PHILADELPHIA, PA		
		215 969-1577		
SCALE:	DATE:	DRAWN BY:	DWG. NO:	SHEET NO:
1" = 50'	03/09/01	DWS	2606	1
		CHECKED BY:		
		JMS		

#### 4.2.1 Aquifer Use Determination

An aquifer use determination request prepared by RT for the property, dated April 16, 1998 was submitted to the PADEP for review requesting that a non-used aquifer status be applied to the property. This request was based on the results of a well search conducted by RT for current and future planned ground water use in the vicinity of the subject site. The appropriate MSC, for each compound of concern aquifer for this classification with TDS < 2500 ppm is taken from Table 1, for Organic Regulated Substances, and Table 2, for Inorganic Regulated Substances presented in the Act 2 document are shown on Table 5. These standards were used to determine if on site contaminants were present above applicable MSCs. PADEP verbally approved this request.

RT performed an inventory of public and private wells within a one mile radius of the subject site was conducted by RT using the Pennsylvania Ground water Information System of the PA Dept. of Conservation and Natural Resources (PAGWIS). Telephone interviews were also conducted with personnel of the Philadelphia Water Dept. (PWD) and the Philadelphia Dept. of Licenses and Inspections (L & I).

The PAGWIS database located no water supply wells within 1,000 feet of the downgradient property boundary, and no municipal water supply wells within the prescribed one-half mile radius. Seventeen private wells were identified by PAGWIS within a one-mile radius, but 14 are reported as being destroyed, and the remaining three are reported as unused.

The PWD and Philadelphia L & I informed RT that they had no knowledge of any potable domestic supply wells or surface water intakes within the prescribed one-half mile radius. Philadelphia L & I requires that all residential and commercial properties be connected to public water supply. The entire area within 1,000 feet of the subject site is serviced by municipal water.

In September 1998, PADEP requested that Fate & Transport modeling be incorporated into RT's aquifer use determination based on PADEP's Quick Domenico.xls (QD) guidance document dated April 24, 1998. Fate & Transport modeling was initially submitted to PADEP on September 22, 1998 and was revised by RT and re-submitted on October 8, 1998. PADEP gave final verbal approval to the results of this modeling and concurred with the Non-Residential, Non-Used aquifer determination for the subject site. Therefore, based on the approved non-used aquifer standard for the property, all soil and groundwater results are compared to PADEP non-used aquifer Statewide Health MSCs. A copy of RT's final Fate and Transport analysis letter is also included in Appendix 5 to the current report.

## 5.0 PATHWAY ELIMINATION

A pathway elimination analysis was conducted to determine potential exposure risk from soils and ground water beneath the subject site. This analysis was used to gauge potential risks associated with fuel oil compounds.

### 5.1 RECEPTOR SURVEY

RT previously performed a database search by contacting all local government agencies as well as local water and sewer utilities to compile available information regarding ground water use in the vicinity of the subject site (see Appendix 1). This receptor survey, conjunction with site and regional hydrogeologic data, provided the following results:

- No surface water body is present adjacent to or downgradient of the subject site.
- The areas surrounding the subject site are served by public water supply (Philadelphia Water Dept.). No actively used private wells were identified within a one mile radius of the subject property. The City of Philadelphia requires all properties in this area to be connected to public water and sewer systems.
- Private residences located downgradient of the subject site may be potential receptors if basements are present in these structures. There is no evidence, however, that any of the site's contaminants have migrated beyond the property boundary.
- A search of a Federal RCRIS database listed four small quantity and one large quantity generators of hazardous waste located within one-quarter mile of the subject site. One CERCLIS site and four NFRAP sites are also listed within a one-half mile radius of the site. None of these facilities appear to represent a significant risk of impacting the subject property, however.

Fate and Transport analyses related to fuel oil compounds in ground water have been conducted which show attainment of applicable ground water MSCs within the confines of the property boundaries using the maximum detected concentrations of these compounds from the source area monitoring well (MW-4). Additionally, the site's Point of Compliance monitoring wells (MW-2 & MW-3) have historically found all analyzed compounds at levels below their detection limits. Therefore, no sensitive receptors should be affected by any ground water contaminant related to the subject site.

## **5.2 EXPOSURE PATHWAYS**

The identification and evaluation of site-specific exposure pathways is important to properly assess existing and future risks to human health and environmental risks related to the subject site. Act 2 regulations mandate that exposure pathways be reviewed and evaluated, especially those related to surface and subsurface soils (ingestion and soil to ground water pathways), ground water, surface water/wetlands, and air quality (ambient/indoor).

### **5.2.1 Soil Pathways**

Based on soil sampling data from soil borings by RT, the immediate area surrounding the former UST contains concentrations of Fuel Oil compounds above their respective MSCs. This area is, however, beneath the floor of a building and is entirely paved over. These conditions minimize surface water infiltration. Approximately 80% of the subject property is currently covered by pavement or buildings. The risk of direct physical contact, ingestion or inhalation is minimal due to these conditions.

### **5.2.2 Groundwater Pathways**

As discussed previously, benzene, cumene (isopropyl benzene) and naphthalene have been detected in ground water at the subject site above their applicable MSCs, but presently at less than 100 times their MSCs. Ground water is present at depths ranging from approximately 14 to 17 feet bgs at the subject site. Since the ground water surface is moderately deep and the majority of the site is paved, including 100% of the source area, no direct exposure routes related to ground water are reasonably possible.

Fate and Transport analyses related to benzene, toluene, ethylbenzene, naphthalene, cumene, fluorene, phenanthrene, chrysene and pyrene in MW-4 have been conducted which show attainment of their applicable groundwater MSCs within the site's property boundaries. Therefore, no downgradient ground water should be affected by the contaminants of concern associated with this site.

### **5.2.3 Surface Water Pathways**

Since no wetlands are present on or adjacent to the subject site, surface water is not an issue at the subject site.

### **5.2.4 Air Pathways**

Indoor air quality is also not an issue since approximately 80% of the site including 100% of the source area is covered by building foundations or pavement. This essentially precludes any exposure pathways for contaminated air migrating into site buildings.

## 6.0 RISK ASSESSMENT

Analysis of the existing data and the receptor survey described above indicates that present engineering controls and monitoring are adequately protective of human health and the environment, and there is no information to show that there are presently any significant health risks from site contamination to off-site residential receptors (i.e., groundwater users), since the potential receptors are not exposed to site contaminants.

## 7.0 REMEDIATION

The area where exceedences of soil and ground water MSCs were identified (fuel oil UST area), was delineated with Geoprobe soil borings. This area is completely covered by the site building preclude Direct Contact and the Soil to Ground Water pathways. Further soil remediation is not possible. The area of remaining soil contamination is being addressed by a deed restriction for this area. The area of this deed restriction is shown on Figure 5. This area was surveyed by a Pennsylvania registered surveyor under RT's direction. The approximate area is 750 square feet. The estimated volume of impacted soil given the depth of the tank (about eight feet bgs) is about 6,000 cubic feet.

Groundwater monitoring was deemed necessary to obtain a Release of Liability using Statewide Health Standards for Non-Residential, Used Aquifers. This standard was required at the site by the PADEP based on surrounding land use. During the most recent sampling events, all analytes showed concentration levels below their applicable SWHS except in MW-4 where free product has been detected. RT attempted to remove this product and contaminated groundwater with a downhole pumping system which was started in late 1998. By April 1999 the system was taken off-line since it was ineffective as a result of the high viscosity of the free product. The PADEP was contacted at this time and agreed to the termination of remedial activities.

It has been possible to demonstrate attainment of SWHS for the site's ground water, however, using Fate and Transport analyses for these compounds. Additionally, historical results for the downgradient POC wells have demonstrated that these compounds are not migrating off-site at concentrations above their applicable MSCs. Since the only identified source area for these compounds is contained beneath the site building, no future ground water remedial efforts are required.



## 8.0 NIR AND PUBLIC NOTIFICATIONS

The Notice of Intent to Remediate (NIR) and public notifications were made once all sources of soil and groundwater contamination had been identified. These documents were originally submitted on September 1, 2000. Municipal notification was given on September 4, 2000. The NIR was published on September 6, 2000 in the Philadelphia Inquirer. The PADEP approved these submittals by means of a letter dated September 14, 2000.

As all contaminants of concern were not covered in the initial NIR, a revised NIR was submitted on April 20, 2001. Public notification was also given and public notice was published on April 25, 2001 in the Philadelphia Inquirer. Copies of these documents are provided as Appendix 6.

## **9.0 ECOLOGICAL SCREENING**

An ecological screening of the site has been conducted in accordance with the process described in the PADEP Act 2 technical guidance manual Section 250.311(b) and illustrated in Figure II-6 on page II-30. The following information is being submitted in accordance with the Ecological Screening Flow Chart found on page II-30.

### **9.1 STEP 1 - PRESENCE OF LIGHT PETROLEUM PRODUCT COMPOUNDS**

Constituents associated with light petroleum product compounds were originally detected in site soils collected as subsurface samples during the UST closure and subsequent investigations (Appendix 1). Several #2 Fuel Oil constituents were detected in soil borings and the source area ground water monitoring well (MW-4) at concentrations exceeding Non-Residential, Non-Used Aquifer Medium Specific Concentrations (MSCs). Soil and ground water sample analytical results have been previously summarized in Section 3.0 of this report.

The areas of identified contamination have been fully delineated by soil and ground water sampling. The area where applicable Non-Residential MSC exceedences occur is limited to the immediate source area in the central portion of the property. This area paved over and is also covered by the site building to prohibit the possibility of direct contact contamination from site soils. For ground water, sampling of the POC wells and Fate and Transport modeling have demonstrated that contamination is limited to the source area and is not likely to migrate offsite.

### **9.2 STEP 2 - SITE SIZE**

The aerial extent of surface soil exceeding PADEP Non-Residential MSCs is less than the 2 acre minimum and the 1,000 square feet of contaminated sediment cited in Act 2.

### **9.3 STEP 9 - NO FURTHER ECOLOGICAL EVALUATION REQUIRED**

In accordance with the PADEP ecological screening flow chart, all conditions have been satisfied and a substantial ecological impact has not been identified. The subsurface investigation and associated analytical reports detailed in this Final Report conclude that no further ecological screening is required.

## 10.0 FATE AND TRANSPORT MODELING

To address PADEP concerns related to the delineation and downgradient extent of ground water contamination at the site as well as a downgradient sensitive receptor analysis, RT determined the contaminant fate using the PADEP Fate and Transport Analysis software. Aquifer parameters were input based on the physical characteristics of all #2 Fuel Oil compounds exceeding their respective MSCs, and aquifer properties derived from a pumping test performed by RT at monitoring well MW-2. The pumping test at MW-2 has previously been described and detailed data are included in Appendix 5 to the current report. This test yielded a hydraulic conductivity of approximately 18 feet/day.

### 10.1 MODELING

Fate and Transport calculations were performed using the maximum concentrations for #2 Fuel Oil constituents found to exceed their respective MSCs at source area monitoring well (MW-4) for the initial sampling event (2/23/98). This modeling was performed using the PADEP Quick Domenico Fate and Transport Analysis software. Aquifer parameters were input based on the physical characteristics of the applicable compounds as well as aquifer properties derived from a pumping test performed at MW-2 by RT. These results were previously submitted to PADEP in conjunction with the RT's Addendum to Aquifer Determination Report dated October 8, 1998 (Appendix 5). Revisions have been made for chrysene, phenanthrene and pyrene which were the only three compounds detected at concentrations above their Non-Residential, Non-Used Aquifer MSCs to refine concentrations near the property boundary. These and October 8, 1998 results are summarized on Table 4.

Results of RT's Fate and Transport modeling at MW-4 modeling indicate that all of the modeled compounds would attenuate below their respective PADEP Non-Residential, Non-Used Aquifer MSCs before reaching the POC wells (MW-2 & MW-3) and downgradient property boundary. Based on these results, none of the #2 Fuel Oil compounds detected appear to be a concern for properties downgradient of the subject site. The concentrations modeled were the worst-case concentrations from historical sampling data.

**TABLE 4**

**QUICK DOMENICO FATE AND TRANSPORT MODELING RESULTS  
SCHOLLER, INC.  
3320 COLLINS ST.  
PHILADELPHIA, PA**

SOURCE WELL	DIST. TO DOWNGRAD. PROP. LINE (Ft.)	COMPOUND	NR,NU AQ MSC (mg/L)	SAMPLING DATE	CONC. (mg/L)	MIGRATION DIST. (ft.)	UPGRAD. DIST. (ft.)
MW-4	65	Benzene	0.50	02/23/98	0.120	0	65
MW-4	65	Toluene	100	02/23/98	0.055	0	65
MW-4	65	Ethylbenzene	70	02/23/98	0.022	0	65
MW-4	65	Naphthalene	20	02/23/98	0.230	0	65
MW-4	65	Cumene	5.20	02/23/98	0.003	0	65
MW-4	65	Phenanthrene	1.20	02/23/98	1.200	<20	45 min.
MW-4	65	Chrysene	0.0018	02/23/98	0.340	<20	45 min.
MW-4	65	Pyrene	0.013	02/23/98	0.500	<20	45 min.

**NOTES:**

Migration Dist. = Modeled migration distance before attenuating below applicable MSC

Upgradient Dist. = Distance upgradient from the site property line

## 11.0 ATTAINMENT

### 11.1 ATTAINMENT OF GROUNDWATER STATEWIDE HEALTH STANDARD

Demonstration of attainment for compounds of concern in ground water will also be accomplished through comparisons to the SWHS at the POC. The POC for ground water, as described in Section 250.302 of Act 2, is the property boundary that existed at the time contamination was discovered. In this case, the POCs are the downgradient monitoring wells MW-2 and MW-3. All analyzed compounds have been detected below their applicable Non-Residential, Non-Used Aquifer MSCs during all rounds of sampling completed by RT at this site and demonstration of compliance by Fate and Transport analysis has been achieved. Therefore, a Release of Liability is requested for the following compounds identified in the groundwater:

BTEX, PHCs and PAHs (Fuel Oil) compounds including

Benzene	Fluorene
Toluene	Phenanthrene
Ethylbenzene	Chrysene
Naphthalene	Pyrene
Isopropylbenzene (Cumene)	

### 11.2 ATTAINMENT CONCLUSIONS

RT, therefore, concludes that analytical sampling and Fate and Transport analysis has demonstrated attainment of the SWHS for ground water, and hereby requests the liability protection afforded under Act 2 be given to the signatories listed in Section 14.0 of this report.

## 12.0 POST-REMEDATION CARE PLAN

RT proposes that no additional post remedial care plan is needed for the following reasons:

- No institutional or engineering controls are needed to demonstrate attainment. Contaminant levels are below the Act 2 Site Specific Health Based Standards for Ground water MSCs.
- Asphalt and concrete in the form of buildings, sidewalks, driveways and parking lots cover in excess of 80 % of the site surface. Therefore, a very limited pathway of exposure to any soil contaminants exists at the subject property.

### 13.0 REFERENCES


- 1) Pennsylvania Bulletin Volume 27 Number 23  
Saturday August 16, 1997, Harrisburg, P.A.  
Part II, Environmental Quality Board  
Administration of the Land Recycling Program (Act 2)
  
- 2) The Geology of Pennsylvania  
Charles H. Schultz, ed.  
Special Publication 1,  
The Pennsylvania Geological Survey & The Pittsburgh Geological Society,  
1999
  
- 3) The Geologic Map of Pennsylvania,  
Berg, T.M., Edmunds, W.E., Geyer, A.R. et al.  
Pennsylvania Geological Survey, 4<sup>th</sup> series,  
1980
  
- 4) "Atlas of Preliminary Geologic Quadrangle Maps of Pennsylvania,"  
Camden, NJ-PA Quadrangle  
Berg, T.M. & Dodge, C.M. compilers,  
Pennsylvania Geological Survey, 4<sup>th</sup> series  
map 61, 636 p.  
1981



14.0 SIGNATURES


The following persons are seeking a release of liability for ground water at the subject site:

Mr. Karl Vonder Schmalz  
Scholler, Inc.



A handwritten signature in black ink, appearing to read "Karl Vonder Schmalz", is written over a solid horizontal line. The signature is fluid and cursive.

Mr. Karl Vonder Schmalz, Jr.  
Scholler, Inc.



A handwritten signature in black ink, appearing to read "Karl Vonder Schmalz, Jr.", is written over a solid horizontal line. The signature is fluid and cursive.


Pursuant to the requirements of the Environmental Remediation Standards Act (Act 2), Adopted August 16, 1997, which states that:

Interpretations of geologic and hydrogeologic data shall be prepared by a professional geologist licensed in this Commonwealth

I hereby attest that, as a Professional Geologist licensed in the Commonwealth of Pennsylvania, I am familiar with, and have reviewed and/or prepared the interpretations of the geology and hydrogeology presented in the attached report entitled:

Act 2 Final Report, dated September 2001, for the Scholler, Inc. Property, 3320 Collins, Street, Philadelphia County, Pennsylvania

and, based on the available data presented in the report, believe that the geologic and hydrogeologic interpretations made therein are reasonable and accurate.



James Busanus, P.G. (seal)

PG-000829-G

Expires 9-30-03


## **Appendix 1**

**HISTORIC GROUND WATER LABORATORY DATA SHEETS:  
SAMPLING EVENTS #3-#8)**



1008 W. Ninth Avenue • King of Prussia, Pennsylvania 19406 (610) 337-9992 FAX (610) 337-9939

RT Environmental 215 West Church Road King of Prussia, PA 19406 Attention: Chris Orzechowski	Client Project ID: Scholler 2043-08 Sample Descript: Water MW-1 Lab Number: 811-0323	Sampled: Nov 3, 1998 Received: Nov 6, 1998 Analyzed: Nov 11-27, 1998 Reported: Nov 30, 1998
---	---	--



**PADEP Fuel Oil #2, Diesel Fuel Parameters**

Analyte	EPA Method	Detection Limit ug/L	Sample Results ug/L
Benzene.....	5030B/8021B	1.0	66
Toluene.....	5030B/8021B	1.0	250
Ethyl benzene.....	5030B/8021B	1.0	17
Isopropylbenzene.....	5030B/8021B	2.0	N.D.
Naphthalene.....	3510C/8270C	2.0	N.D.
Fluorene.....	3510C/8270C	2.0	N.D.
Phenanthrene.....	3510C/8270C	2.0	N.D.

Analytes reported as N.D. were not present above the stated limit of detection.

GLA LABORATORIES

*Amy Walcott*  
 Crystal Pollock  
 Laboratory Director



1008 W. Ninth Avenue • King of Prussia, Pennsylvania 19406

(610) 337-9992 FAX (610) 337-9939

RT Environmental 215 West Church Road King of Prussia, PA 19406 Attention: Chris Orzechowski	Client Project ID: Scholler 2043-08 Sample Descript: Water MW-2 Lab Number: 811-0324	Sampled: Nov 3, 1998 Received: Nov 6, 1998 Analyzed: Nov 11-27, 1998 Reported: Nov 30, 1998
---	---	--

### PADEP Fuel Oil #2, Diesel Fuel Parameters

Analyte	EPA Method	Detection Limit ug/L	Sample Results ug/L
Benzene .....	5030B/8021B	1.0	N.D.
Toluene .....	5030B/8021B	1.0	N.D.
Ethyl benzene .....	5030B/8021B	1.0	N.D.
Isopropylbenzene .....	5030B/8021B	2.0	N.D.
Naphthalene .....	3510C/8270C	2.0	N.D.
Fluorene.....	3510C/8270C	2.0	N.D.
Phenanthrene.....	3510C/8270C	2.0	N.D.

Analytes reported as N.D. were not present above the stated limit of detection.

GLA LABORATORIES

Crystal Pollock  
Laboratory Director






1008 W. Ninth Avenue • King of Prussia, Pennsylvania 19406 (610) 337-9992 FAX (610) 337-9939

RT Environmental  
215 West Church Road  
King of Prussia, PA 19406  
Attention: Chris O.

Client Project ID: 2043-08  
Sample Descript: Water  
MW-1  
Lab Number: 902-1521

Sampled: Feb 22, 1999  
Received: Feb 23, 1999  
Analyzed: Feb 24-27, 1999  
Reported: Mar 2, 1999



### Laboratory Analysis

Analyte	EPA Method	Detection Limit ug/L	Sample Results ug/L
Benzene	5030B/8021B	1.0	3.1
Toluene	5030B/8021B	1.0	N.D.
Ethyl benzene	5030B/8021B	1.0	N.D.
Isopropylbenzene	5030B/8021B	2.0	2.0
Fluorene	3510C/8270C	2.0	N.D.
Phenanthrene	3510C/8270C	2.0	N.D.
Naphthalene	3510C/8270C	2.0	N.D.
Pyrene	3510C/8270C	2.0	N.D.
Chrysene	3510C/8270C	2.0	N.D.

Analytes reported as N.D. were not present above the stated limit of detection.

GLA LABORATORIES

*Amy Walpole*  
Crystal Pollock  
Laboratory Director



1008 W. Ninth Avenue • King of Prussia, Pennsylvania 19406 (610) 337-9992 FAX (610) 337-9939

RT Environmental  
215 West Church Road  
King of Prussia, PA 19406  
Attention: Chris O.

Client Project ID: 2043-08  
Sample Descript: Water  
MW-2  
Lab Number: 902-1522

Sampled: Feb 22, 1999  
Received: Feb 23, 1999  
Analyzed: Feb 24-27, 1999  
Reported: Mar 2, 1999

### Laboratory Analysis

Analyte	EPA Method	Detection Limit ug/L	Sample Results ug/L
Benzene .....	5030B/8021B	1.0	N.D.
Toluene .....	5030B/8021B	1.0	N.D.
Ethyl benzene .....	5030B/8021B	1.0	N.D.
Isopropylbenzene .....	5030B/8021B	2.0	N.D.
Fluorene.....	3510C/8270C	2.0	N.D.
Phenanthrene.....	3510C/8270C	2.0	N.D.
Naphthalene .....	3510C/8270C	2.0	N.D.
Pyrene.....	3510C/8270C	2.0	N.D.
Chrysene.....	3510C/8270C	2.0	N.D.

Analytes reported as N.D. were not present above the stated limit of detection.

GLA LABORATORIES

Crystal Pollock  
Laboratory Director





RT Environmental  
215 West Church Road  
King of Prussia, PA 19406  
Attention: Chris O.

Client Project ID: 2043-08  
Sample Descript: Water  
MW-3  
Lab Number: 902-1523

Sampled: Feb 22, 1999  
Received: Feb 23, 1999  
Analyzed: Feb 24-27, 1999  
Reported: Mar 2, 1999

### Laboratory Analysis

Analyte	EPA Method	Detection Limit ug/L	Sample Results ug/L
Benzene .....	5030B/8021B	1.0	5.6
Toluene .....	5030B/8021B	1.0	N.D.
Ethyl benzene .....	5030B/8021B	1.0	N.D.
Isopropylbenzene .....	5030B/8021B	2.0	N.D.
Fluorene.....	3510C/8270C	2.0	N.D.
Phenanthrene.....	3510C/8270C	2.0	N.D.
Naphthalene .....	3510C/8270C	2.0	N.D.
Pyrene.....	3510C/8270C	2.0	N.D.
Chrysene.....	3510C/8270C	2.0	N.D.

Analytes reported as N.D. were not present above the stated limit of detection.

GLA LABORATORIES

*Amy Walpole*  
Crystal Pollock  
Laboratory Director



# CHAIN OF CUSTODY REPORT

1008 W. NINTH AVENUE  
KING OF PRUSSIA, PENNSYLVANIA 19406  
(610) 337-9992 FAX (610) 337-9939

Client: RT Environmental Services, Inc Bill To: Same TAT: 5 DAY DAY 3 DAY 2 DAY 1 DAY < 24 HRS.

Address: 215 W Church Rd Address: PA 19406 DATE RESULTS NEEDED: 3/1/99

Report to: C. Ozi (Chowski) Phone #: 610 265-1510 Fax #: 610 265-0687 State & Program: PA 19406 Phone #: ( ) Fax #: ( )

Project: 2043-08 Preservatives: None NO. CONTAINERS: 5 TYPE CONTAINERS: PA #4 Fuel

Sampler: DWT SAMPLE MATRIX: A9 PREPARATION: Hand SAMPLE CONTROL: CRACKED, BROKEN, UNSEALED, GOOD CONDITION LABORATORY ID NUMBER: 9021521

PO/Quote #: 2043-08-01 FIELD ID, LOCATION: MW-1 DATE COLLECTED: 2/24/99 TIME COLLECTED: 1330

NO.	FIELD ID, LOCATION	DATE COLLECTED	TIME COLLECTED	SAMPLE MATRIX	PRESERVATIVES	NO. CONTAINERS	TYPE CONTAINERS	LABORATORY ID NUMBER
1	MW-1	2/24/99	1330	A9	None	5	PA #4 Fuel	9021521
2	MW-2		1410			5	PA #4 Fuel	9021522
3	MW-3		1450			5	PA #4 Fuel	9021523
4								
5								
6								
7								
8								
9								
10								

RECEIVED: 2-23-99 1305 Billy RELINQUISHED: 2-23-99 1305 Billy

RECEIVED: 3/1/99 RELINQUISHED: 3/1/99

COMMENTS: Run for all parameters listed for PA #2 and #4 Fuel O.I.



JUN 24 1999

1008 W. Ninth Avenue • King of Prussia, Pennsylvania 19406 (610) 337-9992 FAX (610) 337-9939

RT Environmental  
215 West Church Road  
King of Prussia, PA 19406  
Attention: Chris O.

Client Project ID: Scholler 2043-08  
Sample Descript: Water  
MW-1  
Lab Number: 906-0609

Sampled: Jun 10, 1999  
Received: Jun 11, 1999  
Analyzed: Jun 15-22, 1999  
Reported: Jun 22, 1999

PADEP Fuel Oil #2, #4 Parameters

Analyte	EPA Method	Reporting Limit ug/L	Sample Results ug/L
Benzene .....	5030B/8021B	1.0	1.4
Toluene .....	5030B/8021B	1.0	1.2
Ethyl benzene .....	5030B/8021B	1.0	N.D.
Isopropylbenzene .....	5030B/8021B	2.0	N.D.
Naphthalene .....	3510C/8270C	2.0	N.D.
Fluorene.....	3510C/8270C	2.0	N.D.
Phenanthrene.....	3510C/8270C	2.0	N.D.
Pyrene.....	3510C/8270C	2.0	N.D.
Chrysene.....	3510C/8270C	2.0	N.D.

Analytes reported as N.D. were not present above the stated limit of detection.

GLA LABORATORIES

Crystal Pollock  
Laboratory Director



1008 W. Ninth Avenue • King of Prussia, Pennsylvania 19406 (610) 337-9992 FAX (610) 337-9939

RT Environmental  
215 West Church Road  
King of Prussia, PA 19406  
Attention: Chris O.

Client Project ID: Scholler 2043-08  
Sample Descript: Water  
MW-3  
Lab Number: 906-0610

Sampled: Jun 10, 1999  
Received: Jun 11, 1999  
Analyzed: Jun 15-22, 1999  
Reported: Jun 22, 1999

**PADEP Fuel Oil #2, #4 Parameters**

Analyte	EPA Method	Reporting Limit ug/L	Sample Results ug/L
Benzene .....	5030B/8021B	1.0	38
Toluene .....	5030B/8021B	1.0	1.8
Ethyl benzene .....	5030B/8021B	1.0	3.7
Isopropylbenzene .....	5030B/8021B	2.0	5.5
Naphthalene .....	3510C/8270C	2.0	N.D.
Fluorene.....	3510C/8270C	2.0	N.D.
Phenanthrene.....	3510C/8270C	2.0	N.D.
Pyrene.....	3510C/8270C	2.0	N.D.
Chrysene.....	3510C/8270C	2.0	N.D.

Analytes reported as N.D. were not present above the stated limit of detection.

**GLA LABORATORIES**

Crystal Pollock  
Laboratory Director

Client: **RT** Bill To: **RT** TAT: **5 DAY** 4 DAY 3 DAY 2 DAY 1 DAY < 24 HRS.

Address: **215 W. Church Rd.** Address: **215 W. Church Rd.** DATE RESULTS NEEDED: **6/18/99**

**KOP, PA 19406** Phone #: **(610) 265-1500** Phone #: **(610) 265-1510** TEMPERATURE UPON RECEIPT: \_\_\_\_\_

Report to: **Chmsco.** Fax #: **(610) 265-0667** Fax #: **(610) 265-0667** AIR BILL NO. \_\_\_\_\_

Project: **Schollen, 2043-08**

Sampler: **Laura Brof**

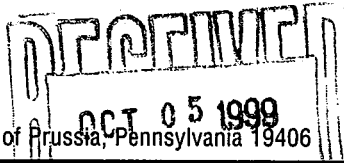
PO/Quote #: **2043-08-01**

NO.	FIELD ID, LOCATION	DATE COLLECTED	TIME COLLECTED	SAMPLE MATRIX	PRESERVATIVES	NO. CONTAINERS	TYPE CONTAINERS	SAMPLE CONTROL			LABORATORY ID NUMBER
								CRACKED	BROKEN	IMPROPERLY SEALED	
1	MW1	6/10	1430	Aq	HCl	5	Zamber 30VA	✓			9060609
2	MW3	6/10	1345	Aq	HCl	5	Zamber 30VA	✓			9060610
3											
4											
5											
6											
7											
8											
9											
10											
RELINQUISHED		RECEIVED		DATE		TIME		RELINQUISHED		RECEIVED	
<i>[Signature]</i>		<i>[Signature]</i>		6/11/99		1400		RELINQUISHED		RECEIVED	
RELINQUISHED		RECEIVED		DATE		TIME		RELINQUISHED		RECEIVED	
<i>[Signature]</i>		<i>[Signature]</i>		6/11/99		1400		RELINQUISHED		RECEIVED	

COMMENTS:



1008 W. Ninth Avenue • King of Prussia, Pennsylvania 19406 (610) 337-9992 FAX (610) 337-9939




RT Environmental 215 West Church Road King of Prussia, PA 19406 Attention: Chris Orzechowski	Client Project ID: 2043-08 - Scholler Sample Descript: Water MW-1 Lab Number: 909-1084	Sampled: Sep 23, 1999 Received: Sep 23, 1999 Analyzed: Sep 25 - 29, 99 Reported: Sep 30, 1999
---	---	--

**PADEP Diesel Fuel, Fuel Oil #2 & #4,5,6 Parameters**

Analyte	EPA Method	Reporting Limit ug/L	Sample Results ug/L
Benzene .....	5030B/8260B	1.0	N.D.
Toluene .....	5030B/8260B	1.0	N.D.
Ethyl benzene .....	5030B/8260B	1.0	N.D.
Isopropylbenzene .....	5030B/8260B	2.0	N.D.
Naphthalene .....	3510C/8270C	2.2	N.D.
Fluorene.....	3510C/8270C	2.2	N.D.
Phenanthrene.....	3510C/8270C	2.2	N.D.
Pyrene.....	3510C/8270C	2.2	N.D.
Chrysene.....	3510C/8270C	2.2	N.D.

Analytes reported as N.D. were not present above the stated limit of detection.

**GLA LABORATORIES**



Crystal Pollock  
Laboratory Director



1008 W. Ninth Avenue • King of Prussia, Pennsylvania 19406 (610) 337-9992 FAX (610) 337-9939

RT Environmental  
215 West Church Road  
King of Prussia, PA 19406  
Attention: Chris Orzechowski

Client Project ID: 2043-08 -- Scholler  
Sample Descript: Water  
MW-3  
Lab Number: 909-1085


Sampled: Sep 23, 1999  
Received: Sep 23, 1999  
Analyzed: Sep 25 - 28, 99  
Reported: Sep 30, 1999

### PADEP Diesel Fuel, Fuel Oil #2 & #4,5,6 Parameters

Analyte	EPA Method	Reporting Limit ug/L	Sample Results ug/L
Benzene .....	5030B/8260B	1.0	21
Toluene .....	5030B/8260B	1.0	3.8
Ethyl benzene .....	5030B/8260B	1.0	4.6
Isopropylbenzene .....	5030B/8260B	2.0	6.8
Naphthalene .....	3510C/8270C	2.2	2.3
Fluorene.....	3510C/8270C	2.2	N.D.
Phenanthrene.....	3510C/8270C	2.2	N.D.
Pyrene.....	3510C/8270C	2.2	N.D.
Chrysene.....	3510C/8270C	2.2	N.D.

Analytes reported as N.D. were not present above the stated limit of detection.

**GLA LABORATORIES**

  
Crystal Pollock  
Laboratory Director



# CHAIN OF CUSTODY REPORT

1008 W. NINTH AVENUE  
 KING OF PRUSSIA, PENNSYLVANIA 19406  
 (610) 337-9992 FAX (610) 337-9939

Client: RT Env. Svc. Inc.	Bill To: RT Env. Svc., Inc.	TAT: 5 DAY	3 DAY	4 DAY	2 DAY	1 DAY	< 24 HRS.
Address: 215 W Church Rd KOP, PA 19406	Address: 215 W. Church Rd. KOP, PA 19406	DATE RESULTS NEEDED: 9/30/99					
Report to: Chris O.	State & Program: PADEP	TEMPERATURE UPON RECEIPT:					
Project: 2043-08 - Scholler	Phone #: (610) 265-1510 Fax #: (610) 265-0687	AIR BILL NO.					
Sampler: Laura Bron	NO. CONTAINERS	TYPE CONTAINERS	PRESERVATIVES	SAMPLE MATRIX	DATE COLLECTED	TIME COLLECTED	LABORATORY ID NUMBER
PO/Quote #: 2043-08-01	NO. CONTAINERS	TYPE CONTAINERS	PRESERVATIVES	SAMPLE MATRIX	DATE COLLECTED	TIME COLLECTED	LABORATORY ID NUMBER
FIELD ID, LOCATION	NO. CONTAINERS	TYPE CONTAINERS	PRESERVATIVES	SAMPLE MATRIX	DATE COLLECTED	TIME COLLECTED	LABORATORY ID NUMBER
1 MW-1	2 Amber	5 3VDA	✓	Ag	9/23	1140	✓ 5091084
2 MW-3	2 Amber	5 3VDA	✓	Ag	9/23	1051	✓ 5091085
3							
4							
5							
6							
7							
8							
9							
10							
RELINQUISHED	9/23/99	RELINQUISHED	9/23/99	RECEIVED	9/23/99	RECEIVED	RECEIVED
RELINQUISHED	1540	RELINQUISHED	1540	RECEIVED	1540	RECEIVED	RECEIVED
COMMENTS:							





JUN 26 1999

1000 W Ninth Avenue • King of Prussia, Pennsylvania 19406

(610) 337-9992 FAX (610) 337-9939

RT Environmental  
215 West Church Road  
King of Prussia, PA 19406  
Attention: Chris O.

Client Project ID: Scholler-~~2405-08~~  
Sample Descript: Water *2073-03*  
MW-2  
Lab Number: 906-0810

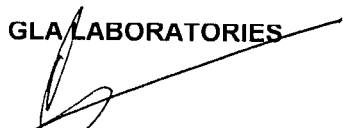
Sampled: Jun 15, 1999  
Received: Jun 15, 1999  
Analyzed: Jun 17-23, 1999  
Reported: Jun 24, 1999

### PADEP Fuel Oil #2, Diesel Fuel/Fuel Oil #4 Parameters

Analyte	EPA Method	Reporting Limit ug/L	Sample Results ug/L
Benzene .....	5030B/8021B	1.0	3.0
Toluene .....	5030B/8021B	1.0	N.D.
Ethyl benzene .....	5030B/8021B	1.0	2.0
Isopropylbenzene .....	5030B/8021B	2.0	10
Naphthalene .....	3510C/8270C	2.0	N.D.
Fluorene.....	3510C/8270C	2.0	N.D.
Phenanthrene.....	3510C/8270C	2.0	N.D.
Pyrene.....	3510C/8270C	2.0	N.D.
Chrysene.....	3510C/8270C	2.0	N.D.

Analytes reported as N.D. were not present above the stated limit of detection.

GLA LABORATORIES

  
Crystal Pollock  
Laboratory Director



# CHAIN OF CUSTODY REPORT

1008 W. NINTH AVENUE  
 KING OF PRUSSIA, PENNSYLVANIA 19406  
 (610) 337-9992 FAX (610) 337-9939

Client: RT Env.	Bill To: RT	TAT: 5 DAY	4 DAY	3 DAY	2 DAY	1 DAY	< 24 HRS.
Address: 215 W. Church Rd KOP, PA 19406	Address: 215 W. Church Rd KOP, PA 19406	DATE RESULTS NEEDED: 6/22					
Report to: LAUREA B. CHAVIS O. Project: Scholler 2403-08 Sampler: LAUREA BROH	State & Program: PA DEP	TEMPERATURE UPON RECEIPT: 15°C					
PO/Quote #: 2403-08-01	Phone #: (610) 265-1510 Fax #: (610) 265-2687	Phone #: (610) 265-2687 Fax #: (610) 265-2687					
FIELD ID: LOCATION MW2	NO. CONTAINERS	TYPE CONTAINERS	NO. CONTAINERS	PRESERVATIVES	SAMPLE MATRIX	DATE COLLECTED	TIME COLLECTED
1	5	53 BOTTLES	5	PADEP Fuel PADEP Fuel PADEP Fuel	Ag	6/15	1151
2							
3							
4							
5							
6							
7							
8							
9							
10							
RELINQUISHED	6/15	6/15/99	RELINQUISHED	RECEIVED	6/15/99	RELINQUISHED	RECEIVED
RELINQUISHED	16/16	16/16	RELINQUISHED	RECEIVED	16/16	RELINQUISHED	RECEIVED
COMMENTS:							



RT ENVIRONMENTAL 215 W. Church Rd. King of Prussia, PA 19406	Project: Scholler Project Number: Scholler Project Manager: Chris Orzechowski	Sampled: 12/17/99 Received: 12/17/99 Reported: 1/3/00 13:32
--	---	---

**ANALYTICAL REPORT FOR SAMPLES:**

Sample Description	Laboratory Sample Number	Sample Matrix	Date Sampled
MW-3	K912277-01	Water	12/17/99
MW-1	K912277-02	Water	12/17/99

RT ENVIRONMENTAL 215 W. Church Rd. King of Prussia, PA 19406	Project: Scholler Project Number: Scholler Project Manager: Chris Orzechowski	Sampled: 12/17/99 Received: 12/17/99 Reported: 1/3/00 13:32
--	---	---

**Volatile Organic Compounds by EPA Method 8021B**  
**GLA Laboratories, Inc.**

Analyte	Batch Number	Date Prepared	Date Analyzed	Surrogate Limits	Reporting Limit	Result	Units	Notes*
<b>MW-3</b>				<b>K912277-01</b>			<b>Water</b>	
<i>Surrogate: a,a,a-Trifluorotoluene</i>	9120338		12/29/99	80-120		110	%	
<b>Benzene</b>	"	"	"		1.0	44	ug/l	
<b>Ethylbenzene</b>	"	"	"		2.0	33	"	
<b>Isopropylbenzene</b>	"	"	"		2.0	9.6	"	
<b>Toluene</b>	"	"	"		2.0	6.4	"	
<b>MW-1</b>				<b>K912277-02</b>			<b>Water</b>	
<i>Surrogate: a,a,a-Trifluorotoluene</i>	9120338		12/29/99	80-120		95	%	
<b>Benzene</b>	"	"	"		1.0	3.4	ug/l	
<b>Ethylbenzene</b>	"	"	"		2.0	ND	"	
<b>Isopropylbenzene</b>	"	"	"		2.0	ND	"	
<b>Toluene</b>	"	"	"		2.0	ND	"	

RT ENVIRONMENTAL 215 W. Church Rd. King of Prussia, PA 19406	Project: Scholler Project Number: Scholler Project Manager: Chris Orzechowski	Sampled: 12/17/99 Received: 12/17/99 Reported: 1/3/00 13:32
--	---	---

**Semivolatile Organic Compounds by EPA Method 8270C**  
**GLA Laboratories, Inc.**

Analyte	Batch Number	Date Prepared	Date Analyzed	Surrogate Limits	Reporting Limit	Result	Units	Notes*
				<u><b>K912277-01</b></u>			<u><b>Water</b></u>	
<u><b>MW-3</b></u> Chrysene	9120231	12/21/99	12/22/99		2.0	ND	ug/l	
Fluorene	"	"	"		2.0	ND	"	
Naphthalene	"	"	"		2.0	2.2	"	
Naphthalene	"	"	"		2.0	2.2	"	
Phenanthrene	"	"	"		2.0	ND	"	
Phenanthrene	"	"	"		2.0	ND	"	
Pyrene	"	"	"		2.0	ND	"	
Surrogate: Nitrobenzene-d5	"	"	"	35-110		64	%	
Surrogate: Nitrobenzene-d5	"	"	"	35-110		64	"	
Surrogate: 2-Fluorobiphenyl	"	"	"	43-120		64	"	
Surrogate: 2-Fluorobiphenyl	"	"	"	43-120		64	"	
Surrogate: Terphenyl-d14	"	"	"	33-140		89	"	
Surrogate: Terphenyl-d14	"	"	"	33-140		89	"	
				<u><b>K912277-02</b></u>			<u><b>Water</b></u>	
<u><b>MW-1</b></u> Chrysene	9120231	12/21/99	12/22/99		2.0	ND	ug/l	
Fluorene	"	"	"		2.0	ND	"	
Naphthalene	"	"	"		2.0	ND	"	
Naphthalene	"	"	"		2.0	ND	"	
Phenanthrene	"	"	"		2.0	ND	"	
Phenanthrene	"	"	"		2.0	ND	"	
Pyrene	"	"	"		2.0	ND	"	
Surrogate: Nitrobenzene-d5	"	"	"	35-110		68	%	
Surrogate: Nitrobenzene-d5	"	"	"	35-110		68	"	
Surrogate: 2-Fluorobiphenyl	"	"	"	43-120		70	"	
Surrogate: 2-Fluorobiphenyl	"	"	"	43-120		70	"	
Surrogate: Terphenyl-d14	"	"	"	33-140		89	"	
Surrogate: Terphenyl-d14	"	"	"	33-140		89	"	

RT ENVIRONMENTAL 215 W. Church Rd. King of Prussia, PA 19406	Project: Scholler Project Number: Scholler Project Manager: Chris Orzechowski	Sampled: 12/17/99 Received: 12/17/99 Reported: 1/3/00 13:32
--	---	---

### Notes and Definitions

#	Note
---	------

DET Analyte DETECTED

ND Analyte NOT DETECTED at or above the reporting limit

NR Not Reported

dry Sample results reported on a dry weight basis

Recov. Recovery

RPD Relative Percent Difference

Client: RT ENV. Bill To: RT ENV.  
 Address: 215 W. Church Rd. Address: 215 W. Church Rd.  
 KOP, PA 19406 KOP, PA  
 Report to: Chris O. Phone #: (610) 225-1510 State & Program: PA DEP  
 Project: Schollen Fax #: (610) 225-0887  
 Sampler: Laura B.  
 PO/Quote #: 2043-08-01  
 FIELD ID, LOCATION  
 M10-3  
 M10-1

Phone #: (610) 225-1510  
 Fax #: (610) 225-0887

DATE COLLECTED TIME COLLECTED SAMPLE MATRIX PRESERVATIVES NO. CONTAINERS TYPE CONTAINERS #2 Fudol #4 Fudol CONTAINERS OR 2 (N/A) PA OR 2 (N/A) GOOD CONDITION SAMPLE CONTROL LABORATORY ID NUMBER

NO.	DATE COLLECTED	TIME COLLECTED	SAMPLE MATRIX	PRESERVATIVES	NO. CONTAINERS	TYPE CONTAINERS	#2 Fudol	#4 Fudol	CONTAINERS OR 2 (N/A) PA OR 2 (N/A) GOOD CONDITION	SAMPLE CONTROL	LABORATORY ID NUMBER
1	12/17/11	12:46	Ag	HCl	3	VIA	✓	✓			K912277-01
2	12/17/11	12:19	Ag	HCl	3	VIA	✓	✓			K912277-02
3											
4											
5											
6											
7											
8											
9											
10											
RELINQUISHED RECEIVED 12/17/99 17:30											RECEIVED
RELINQUISHED RECEIVED 12/17/99 17:30											RECEIVED

TEMPERATURE UPON RECEIPT: \_\_\_\_\_  
 AIR BILL NO. \_\_\_\_\_

DATE RESULTS NEEDED: 12/24/99

TAI: 5 DAY 4 DAY 3 DAY 2 DAY 1 DAY < 24 HRS.

## **Appendix 2**

**RT GROUND WATER SAMPLING FIELD NOTES ,  
HYDROGEOLOGIC TEST RESULTS (MW-2)  
&  
MW-2 PUMPING TEST ANALYSIS DATA (09/10/98)**



**RT ENVIRONMENTAL SERVICES, INC.  
FIELD ACTIVITY LOG**

G. B.  
M. G.  
C. O.  
FILE


Client: <u>Scholler Inc.</u>		Project #: <u>20430017</u>	Initials: <u>C.O.</u>
Job Location: <u>Philadelphia, PA</u>		Date: <u>5/11/98</u>	Weather: <u>RAINY / 50°</u>
Site Address: <u>3320 COLLINS STREET</u>			
Equipment: <u>N/A</u>			
Equipment Calibration: Model: <u>N/A</u>			
PID/FID: Gas/Lot #: <u>N/A</u>		Gas ppm = <u>N/A</u>	Instrument ppm = <u>N/A</u>
pH Meter: <u>4.0 = N/A</u> <u>7.0 = N/A</u>		10.0 = <u>N/A</u>	Meter Reading (7.0): <u>N/A</u>
H & S: Hospital Name:			
Location:		Number:	
Ambulance Number:		Police Number:	
Explosive Atmosphere/Conditions:		Yes	No
Utility Clearance	Client Approval		
Serial #:	(On Site Utilities)		Name
Drums on Site: <u>(No)</u>	Yes/#	Soil Pile: No	Date/Time
		Yes/Size	

**Field Activity:**

RTES ARRIVED ON SITE @ 11:40 TO OVERSEE THE CLOSURE OF AN EIGHT INCH SUPPLY WELL. PAUL & GREG FROM B.L. MYERS HAD REMOVED THE PUMP, WIRING AND APPROXIMATELY 150' OF PIPING BY 11:50. SUBSEQUENT TO REMOVAL, THE WELL WAS SOUNDED AND FOUND TO HAVE A DEPTH GREATER THAN 200'. B.L. MYERS INFORMED RTES THAT THEY WOULD NEED TO GET BENTONITE TO BACKFILL THE HOLE AS THEY DID NOT HAVE ENOUGH GROUT. B.L. MYERS LEFT THE SITE @ 13:00, AT WHICH TIME, THE CLIENT WAS INFORMED OF THE PROBLEM, AND GIVE RTES VERBAL GO AHEAD TO PROCEED WITH THE WELL CLOSURE. B.L. MYERS RETURNED TO THE SITE AT 14:40 WITH MEDIUM SIZE BENTONITE CHIPS. 30 BAGS OF BENTONITE WAS PLACED DOWN THE WELL WHICH SUBSEQUENTLY BACKFILLED WITH GROUT TO THE GROUND SURFACE. RTES LEFT THE SITE @ 15:30.

**Comments:**

Signature: \_\_\_\_\_



Page \_\_\_\_\_ of \_\_\_\_\_





# CHAIN OF CUSTODY REPORT

1008 W. NINTH AVENUE  
 KING OF PRUSSIA, PENNSYLVANIA 19406  
 (610) 337-9992 FAX (610) 337-9939

Client: RT Environmental Inc. Bill To: *SMC*

Address: 215 W. Church Rd. 19406

King of Prussia PA 19406

Report to: *Executive* Phone #: (610) 265-1940 Fax #: (610) 265-6657

Project: *Schiller* State & PIV (Lead) Program: *Lead* Phone #: { } Fax #: { }

Sampler: *CC* PRESERVATIVES: NO. CONTAINERS: TYPE CONTAINERS: ANALYSIS TYPE: LABORATORY ID NUMBER:

PO/Quote #: *2643-08-*

FIELD ID, LOCATION	DATE COLLECTED	TIME COLLECTED	SAMPLE MATRIX	PRESERVATIVES	NO. CONTAINERS	TYPE CONTAINERS	ANALYSIS TYPE	SAMPLE CONTROL				LABORATORY ID NUMBER														
								CRACKED	BROKEN	IMPROPERLY SEALED	GOOD CONDITION															
1 MAW-1	11/3/98	1135	Ag	HCl	4	4 Amber X																				
2 MAW-2	11/3/98	1240	Ag	HCl	4	4 Amber X																				
3																										
4																										
5																										
6																										
7																										
8																										
9																										
10																										

RECEIVED: *MAW-1* 11/3/98 12:17  
 RELINQUISHED: *MAW-1* 11/6/98 12:00 PM

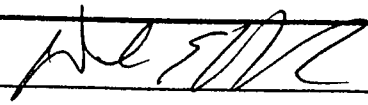
RECEIVED: *MAW-2* 11/3/98 12:40  
 RELINQUISHED: *MAW-2* 11/6/98 12:00 PM

COMMENTS:

C: GPS, CO, DWT  
2043-10F  
2043-08F

RT ENVIRONMENTAL SERVICES, INC.  
FIELD ACTIVITY LOG

Client:		Project #: 2043-08/10	Initials: DWT
Job Location: Schaller		Date: 2/22/99	Weather: Sunny, 20°
Site Address: Collins St			
Equipment: Gen. Generator, Gw Sampling Gear			
Equipment Calibration: Model:			
PID/FID: Gas/Lot #:		Gas ppm =	Instrument ppm =
pH Meter: 4.0 = 7.0 =		10.0 =	Meter Reading (7.0):
H & S: Hospital Name:			
Location:		Number:	
Ambulance Number:		Police Number:	
Explosive Atmosphere/Conditions:		Yes	No
Utility Clearance		Client Approval	
Serial #: N/A		(On Site Utilities)	
Drums on Site: No		Yes/#	Soil Pile: No
			Yes/Size
Field Activity:			
10:30 Load gear, pick up bottles, mobilize to site.			
12:30 Arrive on site. Dwg not locked up. Contacted Oji, & proceeded w/ Gw Sampling.			
3:00 Completed Gw Sample. Entered bldg & located & returned compressor to air separator room. Reconnected valves & fittings to restore function to compressor. Assembled new hoses & fittings onto pump. Installed pump, submerged to bottom of well. Bottom at ~29', intake at ~26'. Installed/refitted couplings & wellhead. Tested system. System began pumping oil. Fitting blew @ wellhead, will return 2/23 to replace & follow pump cycles through.			
5:30 Left site for office.			
Comments:			
Oji phone # (215) 425-1720			

Signature: 

Page 1 of 3

RT Environmental  
Groundwater Sampling  
Summary Sheet

Date: 2/22/99  
Weather: Snow, 20°

Client  
Site Location

Scheller - Collins St

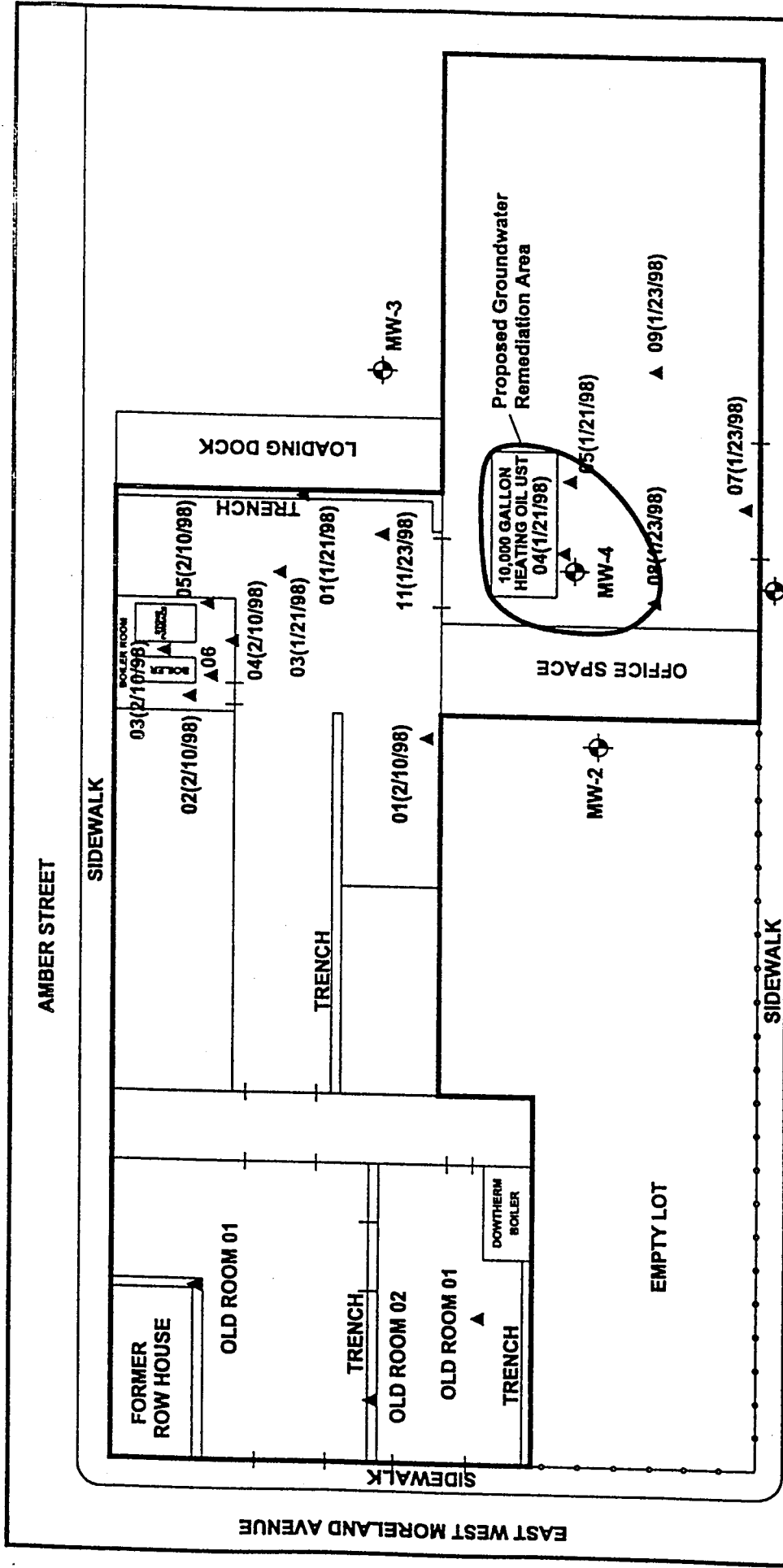
Job #:  
Crew:

2043-08  
Burr

Well Number	Depth to Water (ft.)	Total Well Depth (ft.)	Water Column (ft.)	Purge Volume (gal.)	Start Purging (time)	End Purging (time)	Total Volume Purged (gal.)	Purge Rate (gpm)	Time Sampled	Meter Readings				Comments
										pH	Cond.	DO	Temp	
MW-1	15.27	28.30	13.03 (2.9 gal)	69 gal	1314	1330	26	2/1	1330					10 min @ 26 gpm, SE 16 gm Orange, turbid, clear comment for sample.
MW-2	14.37	28.50	14.13 (2.3 gal)	7 gal	1400	1410	20	2	1410					Veg orange turbid. First cleaned quickly.
MW-3	17.53	26.91	4.38 (0.7 gal)	39 gal	1435	1450	15	1	1450					Orange, turbid. Clear slowly.

2" well.  
"  
"

Water Analyzer Not available.



**LEGEND**

- ▲ SOIL BORING LOCATION
- ⊕ MONITORING WELL LOCATION
- FENCE LINE

**Approximate Scale (feet)**

0 20 40

**FIGURE 4**

**PROPOSED REMEDIATION AREAS**

SCHOLLER BROS., INC.  
 3320 COLLINS AVENUE, PHILADELPHIA, PENNSYLVANIA

RT Environmental Services, Inc.  
 215 West Church Road  
 City of Philadelphia, PA 19106

DATE: 01/23/98  
 DRAWN BY: [Signature]  
 CHECKED BY: [Signature]

REV: 0

SHEET: [ ]

8/3



RT ENVIRONMENTAL SERVICES, INC.  
FIELD ACTIVITY LOG

C: GRB, CO, DWT  
2043-107C

Client:	Project #: 2043-107	Initials: DWT
Job Location: Scholler	Date: 2/23/99	Weather: Cloudy, 25°
Site Address: Collins St, Phila.		
Equipment:		
Equipment Calibration: Model:		
PID/FID: Gas/Lot #:	Gas ppm =	Instrument ppm =
pH Meter: 4.0 = 7.0 =	10.0 =	Meter Reading (7.0):
H & S: Hospital Name:		
Location:	Number:	
Ambulance Number:	Police Number:	
Explosive Atmosphere/Conditions:	Yes	No
Utility Clearance Serial #:	Client Approval (On Site Utilities)	Name Date/Time
Drums on Site: No	Yes/#	Soil Pile: No Yes/Size

**Field Activity:**

2:30 Arrived on site w/ replacement fittings.  
Dog not locked up.

3:00 Entered & replaced fittings & well head.  
Restarted pump. Now flow of oil only.

4:30 Left site for office. Explained to Oji  
how to shut down system if emergency  
or malfunction.

**Comments:** Recommend check up on system operation by end of week.

Signature: 

Page ( of )



RT ENVIRONMENTAL SERVICES, INC.  
FIELD ACTIVITY LOG

CO  
GRB  
File

Client:		Project #: 2043-08	Initials: LB+CO
Job Location: Phila, PA		Date: 4/7/99	Weather: Sunny ~70°
Site Address: Collins			
Equipment: Bairns, I Face Probe, Level D safety			
Equipment Calibration: Model:			
PID/FID: Gas/Lot #:		Gas ppm =	Instrument ppm =
pH Meter: 4.0 = 7.0 =		10.0 =	Meter Reading (7.0):
H & S: Hospital Name:			
Location:		Number:	
Ambulance Number:		Police Number:	
Explosive Atmosphere/Conditions:		Yes	No
Utility Clearance		Client Approval	
Serial #:		(On Site Utilities)	
Drums on Site: <u>No</u>		Yes/#	Soil Pile: <u>No</u> Yes/Size
Field Activity:			
1000- on site 14:35 - Depth to top of product made to determine product thickness			
1030 Ougi on site to open drums			
1050 begin bailing hauled about 0.5 gallons of product + did not reach water			
Pulled pump to be repaired			
1330 left site			
Comments:			

426-6510  
Ougi

Signature: [Signature]

Page 1 of 1

RT ENVIRONMENTAL SERVICES, INC.  
FIELD ACTIVITY LOG


GRB  
CO  
File

Client: <u>Karl Van Du Schmitz, Jr</u>	Project #: <u>2043-08</u>	Initials: <u>WJS</u>
Job Location: <u>Phila.</u>	Date: <u>6/10/89</u>	Weather: <u>70's</u>
Site Address: <u>3220 Collins</u>		
Equipment: <u>GW sampling</u>		
Equipment Calibration: Model:		
PID/FID: Gas/Lot #:	Gas ppm =	Instrument ppm =
pH Meter: 4.0 = 7.0 =	10.0 =	Meter Reading (7.0):
H & S: Hospital Name:		
Location:		Number:
Ambulance Number:		Police Number:
Explosive Atmosphere/Conditions:		Yes No
Utility Clearance	Client Approval	
Serial #:	(On Site Utilities)	Name Date/Time
Drums on Site: No	Yes/#	Soil Pile: No Yes/Size

Field Activity:

1130 - on site  
opened gates - tried to find MW2. Oji came over & helped me locate. Could not find it because wells were too thick  
1300. Had Oji tie up dog  
1300 ~~Set up on MW3~~ DTW @ Both wells  
Oji fixed garage door to get van through  
1330 Set up on MW3  
1339 Began Purging MW3  
1342 Finished Purging MW3  
1345 ~~Sampled~~ Began Sampling MW3 - sampled w/ bailer  
1415 Set up on MW1  
1422 Began Purging MW1  
1428 Finished Purging MW1  
1430 Began Sampling MW1 - sampled w/ bailer  
Packed up eqpt. & left site  
1450 - off site

Comments:

Signature: 

Page 1 of 1

RT Environmental  
Groundwater Sampling  
Summary Sheet

Date: 6/10/99 Client: Karl VonPa. Schmalz, Jr. Job #: 204308  
 Weather: Sunny 70's Site Location: 3220 Collins St Crew: LQB

Well Number	Depth to Water (ft.)	Total Well Depth (ft.)	Water Column (ft.)	Purge Volume (gal.)	Start Purging End Purging (Use)	Total Volume Purged (gal.)	Purge Rate (gpm)	Time Sampled	Meter Readings				Comments	
									pH	Cond.	DO	Temp		
MW1	15.12	28.30	13.18	2	<del>13:30</del> 14:22 <del>13:30</del> 14:20	1422 1420	1 gpm	1430						very turbid - tan color - fishy + petrol
MW3	17.32	21.91	4.59	.9	<del>13:30</del> 13:42	3	1 gpm	1345						very turbid - tan color

28.30  
 - 15.12  
 -----  
 13.18

13.18  
 - 17.32  
 -----  
 4.59

Client: **RT** Bill To: **RT** MAT: 5 DAY 4 DAY 3 DAY 2 DAY 1 DAY < 24 HRS.

Address: **215 W. Church Rd.** Address: **215 W. Church Rd.** DATE RESULTS NEEDED: **6/18/99**

**KOP, PA 19406** KOP, PA 19406

Report to: **CHM30** Phone #: **(610) 337-9930** Phone #: **(610) 337-9930**

Project: **Scholar, 2043-08** Fax #: **(610) 2105-0000** Fax #: **(610) 2105-0000**

Sampler: **Laura Spofford**

PO/Quote #: **2043-08-01**

FIELD ID, LOCATION

NO.	DATE COLLECTED	TIME COLLECTED	SAMPLE MATRIX	PRESERVATIVES	NO. CONTAINERS	TYPE CONTAINERS	SAMPLE CONTROL					LABORATORY ID NUMBER
							CHANGED	REMOVED	ADDED	OTHER	COOL	
1	6/10	1420	Aq HCl		5	Zambor Zambor						9060609
2	6/10	1345	Aq HCl		5	Zambor Zambor						9060610
3												
4												
5												
6												
7												
8												
9												
10												

RECEIVED: **6/11/99** RECEIVED: **6/11/99**

RECEIVED: **6/18/99** RECEIVED: **6/18/99**

RECEIVED: **O. Burger** RECEIVED: **O. Burger**

RECEIVED: **6/11/99** RECEIVED: **6/18/99**

RECEIVED: **6/18/99** RECEIVED: **6/18/99**

COMMENTS:

PRICE OF







# CHAIN OF CUSTODY REPORT

1008 W. NINTH AVENUE  
KING OF PRUSSIA, PENNSYLVANIA 19406  
(610) 337-9992 FAX (610) 337-9939

Client: RT Env. Bill To: RT

Address: 215 W. Church Rd. Address: 215 W. Church Rd.

Report to: GARRA B. Phone #: (610) 337-1510 State & Program: PA DEP

Project: Schiller 2403-08

Sampler: CAIEN BRUI

PO/Quote #: 2403-08-01

TEMPERATURE UPON RECEIPT: 15°C

DATE RESULTS NEEDED: 6/22

DATE: 5 DAY 4 DAY 3 DAY 2 DAY 1 DAY < 24 HRS.

LABORATORY ID NUMBER	SAMPLE CONTROL	ANALYSIS TYPE	NO. CONTAINERS	PRESERVATIVES	TYPE CONTAINERS	DATE COLLECTED	TIME COLLECTED	DATE COLLECTED	TIME COLLECTED	RELINQUISHED	DATE	TIME	RECEIVED	DATE	TIME
1						6/15	11:51	A9	11:1	57					
2															
3															
4															
5															
6															
7															
8															
9															
10															

RELINQUISHED: [Signature] 6/15/08 10:10 AM

RECEIVED: [Signature] 6/15/08 10:10 AM

RELINQUISHED: [Signature] 6/15/08 10:10 AM

RECEIVED: [Signature] 6/15/08 10:10 AM

COMMENTS:

RT ENVIRONMENTAL SERVICES, INC.  
FIELD ACTIVITY LOG

CO  
GRB  
File

Client: <u>Karl Van der Schmalz</u>		Project #: <u>2043-018</u>	Initials: <u>LQB</u>
Job Location: <u>Collins St., Phila.</u>		Date: <u>9/23/99</u>	Weather: <u>~75°</u>
Site Address: <u>3320 Collins</u>			
Equipment: <u>GW sampling</u>			
Equipment Calibration: Model:			
PID/FID: Gas/Lot #:		Gas ppm =	Instrument ppm =
pH Meter: 4.0 = 7.0 =		10.0 =	Meter Reading (7.0):
H & S: Hospital Name:			
Location:		Number:	
Ambulance Number:		Police Number:	
Explosive Atmosphere/Conditions:		Yes	No
Utility Clearance		Client Approval	
Serial #: <u>NA</u>		(On Site Utilities) <u>NA</u>	
Drums on Site: <u>No</u>		Yes/#	Soil Pile: <u>No</u> Yes/Size
Field Activity:			
1000 - On Site. MW-2 has been covered w debris (concrete blocks, rocks, dirt, burnt boards, bricks etc...)			
Called <del>off</del> <u>Ouji</u> to let him know to come to site + let me in.			
Called <u>off</u> to tell C.O. condition of site.			
1010 - <u>Ouji</u> on site to let me in bldg. Set up @ <u>MW-3</u>			
<u>DTW @ MW-1 + MW-3</u>			
1049 Begin purging MW-3			
1051			
1123 Set up @ MW-1			
<del>1123 Set up @ MW-1</del>			
1133 Begin purging MW-1			
1140 Stop purging & sample MW-1. decon eqpt.			
1203: <u>off site</u>			
Comments:			

Signature: 

Page 1 of 1







# CHAIN OF CUSTODY REPORT

1008 W. NINTH AVENUE  
 KING OF PRUSSIA, PENNSYLVANIA 19406  
 (610) 337-9992 FAX (610) 337-9939

Client: RT Env. Svc. Inc.	Bill To: RT Env. Svc. Inc.	TAT: 5 DAY	4 DAY	3 DAY	2 DAY	1 DAY	< 24 HRS.
Address: 215 W Church Rd	Address: 215 W. Church Rd.	DATE RESULTS NEEDED: 9/30/99					
KOP, PA 19406	150P, PA 19406	TEMPERATURE UPON RECEIPT:					
Report to: (610) 337-9992 Fax #: (610) 337-9939	State & Program: PADEP	Phone #: (610) 337-9992 Fax #: (610) 337-9939	AIR BILL NO.				
Project: 2043-02 - Scholler	NO CONTAINERS	TYRE CONTAINERS	ANALYSIS TYPE	SAMPLE CONTROL			
Sampler: Louise Bick	PRESERVATIVES	NO CONTAINERS	ANALYSIS TYPE	CRACKED	BROKEN	PROPERLY SEALED	GOOD CONDITION
PO/Quote #: 2013-02-01	SAMPLE MATRIX	NO CONTAINERS	ANALYSIS TYPE	LABORATORY ID NUMBER			
FIELD ID: LOCATION	DATE COLLECTED	TIME COLLECTED	DATE COLLECTED	TIME COLLECTED	DATE COLLECTED	TIME COLLECTED	DATE COLLECTED
1 MW-1	9/23	1140	AgL HCl	5	3VOK	✓	
2 MW-3	9/23	1051	AgL HCl	5	3VOK	✓	
3							
4							
5							
6							
7							
8							
9							
10							
RELINQUISHED: [Signature]	DATE: 9/23/99	TIME: 10:30	RELINQUISHED	DATE: 9/23	TIME: 10:30	RECEIVED	DATE: 9/23/99
RELINQUISHED	DATE: 9/23/99	TIME: 10:30	RELINQUISHED	DATE: 9/23	TIME: 10:30	RECEIVED	DATE: 9/23/99
COMMENTS:							



RT Environmental  
Groundwater Sampling  
Summary Sheet

Date: 12/17/08  
Weather: clear, 50's

Client: Scholl  
Site Location: Schollen

Job #: 2043-08  
Crew: LRB

Well Number	Depth to Water (ft.)	Total Well Depth (ft.)	Water Column (ft.)	Purge Volume (gal.)	Start Purging End Purging (time)	Total Volume Purged (gal.)	Purge Rate (gpm)	Time Sampled	Meter Readings				Comments
									pH	Cond.	DO	Temp	
MW-3	—	21.91	5.5	1	11:14 11:26	3	.25	11:26					Slightly turbid, light brown color Petrol. odor
MW-1	—	28.30	14	2.5	12:04 12:19	7.5	.5	12:19					Slightly turbid Petrol odor. White bugs in water

2



# CHAIN OF CUSTODY REPORT

1008 W. NINTH AVENUE  
 KING OF PRUSSIA, PENNSYLVANIA 19406  
 (610) 337-9992 FAX (610) 337-9939

Client: RT ENV. Bill To: RT ENV. TAT 5 DAY # DAY 3 DAY 2 DAY 1 DAY < 24 HRS.

Address: 215 W. Church Rd. Address: 215 W. Church Rd. DATE RESULTS NEEDED: 12/24/99

KOP, PA 19406 KOP, PA TEMPERATURE UPON RECEIPT:

Report to: CHRIS O. Phone #: (610) 265-510 AIR BILL NO. State & Program: PA DEP Phone #: (610) 265-510 Fax #: (610) 265-5827

Project: Schollen PRESERVATIVES NO. CONTAINERS TYPE CONTAINERS ANALYSIS TYPE

Sampler: CAURA B. SAMPLE MATRIX PRESENTATION

PO/Quote #: 2043-08-01 DATE COLLECTED TIME COLLECTED

LABORATORY ID NUMBER	CONTAINERS (PKT/IN)	CONTAINERS (IN)	GOOD CONDITION	DATE COLLECTED	TIME COLLECTED	SAMPLE MATRIX	PRESERVATIVES	NO. CONTAINERS	TYPE CONTAINERS	ANALYSIS TYPE	RECEIVED		RELINQUISHED		
											DATE	TIME	DATE	TIME	
1				12/17	1126	AGL	HCl	3	WA						
2				12/17	1219	AGL	HCl	3	YOK						
3															
4															
5															
6															
7															
8															
9															
10															

RELINQUISHED DATE: 12/14/99 TIME: 1:30 PM RECEIVED DATE: 12/15/99 TIME: 17:00

RELINQUISHED DATE: 12/14/99 TIME: 17:00 RECEIVED DATE: 12/15/99 TIME: 17:00

COMMENTS:



RT Environmental  
Groundwater Sampling  
Summary Sheet

Date: 2/29/00  
Weather: Sunny, 40's  
Client: 5321 Collins St.  
Job #: 2043-d  
Crew: LOB

Well Number	Depth to Water (ft.)	Total Well Depth (ft.)	Water Column (ft.)	Purge Volume (gal.)	Start Purging End Purging (time)	Total Volume Purged (gal)	Purge Rate (gpm)	Time Sampled	Meter Readings				Comments								
									pH	Cond.	DO	Temp									
MW-3	17.10	21.91																			
MW-2	DRY	<del>25.76</del> 13.76																			well has collapsed to this depth
MW-1	14.85	28.30																			

## **Appendix 3**

### **MONITORING WELL SOIL CUTTING DISPOSAL MANIFESTS**



STRAIGHT BILL OF LADING—SHORT FORM—ORIGINAL—NOT NEGOTIABLE

SHIPPER'S NO. SHIPPER'S NO.

NAME OF CARRIER **RENTCH ENVIRONMENTAL LEWISBERY, INC.** CARRIER'S NO. DATE **4-29-98**

RECEIVED, subject to the classification and liability filled in effect on the date of the issue of this Bill of Lading, the property described below in apparent good order, except as noted (contents and condition of packages unknown), marked, numbered, and defined as indicated below which said carrier (the vessel carrier being understood throughout this contract as meaning any person or corporation in possession of the property under the contract) agrees to carry to the usual place of delivery at said destination, if on its route, otherwise to deliver to another carrier so the cargo to said destination. It is mutually agreed as to each carrier of said cargo, and any portion of said cargo to be transported by any party at any time (including in all or any part of the property, the carrier's liability shall be determined by the terms and conditions of the Uniform Customs and Trade Practice Book (U.C.P.)) in Uniform Freight Disposition in effect on the date hereof, if this is a rail or a rail-water shipment, or (2) in the applicable motor carrier classification or tariff if this is a motor carrier shipment.

Shipper hereby certifies that the information furnished herein is true and correct, and that the transportation of this shipment, and the said terms and conditions are hereby agreed to by the shipper and accepted for inland and air freight.

**FROM:** SCHOLLER, INC.  
3320 COLLINS AVENUE  
PHILADELPHIA, PA 19134

**TO:** **RENTCH ENVIRONMENTAL LEWISBERY, INC.**  
CONSIGNEE

Pick-up site:  
**SAME**

EMERGENCY RESPONSE PHONE NO. **215-739-0900** ROUTE **BEST AVAILABLE**

STREET **550 INDUSTRIAL DRIVE**

DESTINATION **LEWISBERY, PA 17134** ZIP

DELIVERING CARRIER	NO. PACKAGES	HM	KIND OF PACKAGE, DESCRIPTION OF ARTICLES, SPECIAL MARKS AND EXCEPTIONS	WEIGHT (SUBJECT TO CORR.)	CLASS OR RATE	CHARGES (FOR CARRIER USE ONLY)
	6	D.M.	<p>NON DOT/EPA REGULATED SOLID #4 FUEL OIL AND SOIL</p> <p>a. 132360-A-LD, ERG4 RMC #503</p>	2640	P	

REMIT C.O.D. TO: **RECEIVED BY** *[Signature]* **4-29-98**

**On behalf of RENTCH ENVIRONMENTAL LEWISBERY, INC.**

NOTE: Where the rate is dependent on value, shippers are required to state specifically in writing the agreed or declared value of the property. If the value of the property is not stated, the carrier shall be deemed to have accepted the value of the property as specifically stated by the shipper to be not exceeding \$1000 per package.

NOTE: Where the rate is dependent on value, shippers are required to state specifically in writing the agreed or declared value of the property. If the value of the property is not stated, the carrier shall be deemed to have accepted the value of the property as specifically stated by the shipper to be not exceeding \$1000 per package.

SHIPPER'S SIGNATURE: *[Signature]*

SHIPPER'S OFFICE ADDRESS: **SCHOLLER, INC.**

PERMANENT POST OFFICE ADDRESS OF SHIPPER: **SCHOLLER, INC.**

C.O.D. FEE:  Prepaid  Collect \$

COD Amt. \$

TOTAL CHARGES \$ **N/A**

Foreign charges are PREPAID unless marked collect.  Check box if charges are collect.

Signature of Consignee: *[Signature]*

SHIPPER: **SCHOLLER, INC.**

SHIPPER'S OFFICE ADDRESS: **SCHOLLER, INC.**

PERMANENT POST OFFICE ADDRESS OF SHIPPER: **SCHOLLER, INC.**

MARK WITH "X" TO DESIGNATE HAZARDOUS MATERIAL AS DEFINED IN TITLE 49 OF FEDERAL REGULATIONS.

EMERGENCY RESPONSE PHONE NUMBER: **215-739-0900**

ENVIRONMENTAL SERVICES, INC.

RECORD OF TELEPHONE CONVERSATION

Route: \_\_\_\_\_

File: \_\_\_\_\_

Date: 4-24-98

Time: 4<sup>30</sup> PM

Job No.: 2043-16

Subject: RENTTECH'S COST QUOTE FOR SCHOLLER DRUM DISPOSAL

Call Placed By: A. POTTER

Of: RENTTECH

To: DAVE COYNE

Of: RT

Notes: COST QUOTE, DRUM DISPOSAL AT  
SCHOLLER:

\$80 / drum x 6 = \$480.00

\$50 LAB FEE = \$50.00

TRANSPORTATION = \$300.00

\$830.00

Signature: 

ENVIRONMENTAL SERVICES, INC.

CC: DSX  
RM  
Acctg

Order No: 2043-16-01

By: D. COYNE

Address: RT Environmental Services, Inc.  
215 West Church Road  
King of Prussia, PA 19406  
(610) 265-1510 FAX: (610) 265-0687

Fax: Yes/No  
Date: 4/28  
By: MA

Shipping Address: SAM6

Project Name: SCHOLGE DRUM DISP.

Project No.: 2043-16

Vendor: RGYTECH GROUP  
550 INDUSTRIAL DRIVE  
LEWISBERG, PA 17339-9537  
(717) - 936-4700 / FAX (717) - 936-3301

Invoicing Instructions:

2 Copies to \_\_\_\_\_ Project Manager (Above Address)

1 Copy marked "Copy Not For Payment" to: \_\_\_\_\_, attached

Work shall be as described in Vendor's Proposal Dated 4/26/96, attached  
or as described below:  
COLLECTION AND DISPOSAL OF 6 DRUMS CONTAINING  
NO. 4 FUEL OIL AS VERBALLY QUOTED BY  
A. POTER AND SPECIFIED ON ATTACHED SHEET.

Not to Exceed Total ----- \$ 830.00

RT Authorization By: [Signature] 4/28/96

Terms Accepted By Subcontractor: \_\_\_\_\_

Date: \_\_\_\_\_

F:\Lotus\123R24\Forms\000010.WK1

SAME TERMS & CONDITIONS AS P.O. # 1296-01-04  
form part of this agreement (CIRCLE): A B C D E F G H

# RT Environmental Services, Inc.

Mr. Karl Vonder Schmalz, Jr.  
Scholler, Inc.  
3320 Collins Street  
Philadelphia, PA 19134  
(215) 739-0900 fax (215) 739-0900

April 27, 1998

**RE: REVISED PROPOSAL FOR DRILL CUTTING DISPOSAL  
SCHOLLER, INC. FACILITY, 3320 COLLINS STREET, PHILADELPHIA, PA  
RT PROPOSAL #5007A**

Dear Mr. Vonder Schmalz:


RT Environmental Services, Inc. (RT) is pleased to provide this revised proposal for the transportation and disposal of six drums of soil cuttings generated during the installation of the monitoring wells at the above referenced site.

Prior to disposal of the cuttings, RT will conduct a "due diligence" review of the proposed disposal facility, obtain Scholler's approval of the disposal facility, and submit the necessary disposal paperwork for Scholler's signature. The disposal contractor has indicated that waste classification analyses will not be needed; "Generator (Scholler) knowledge" as to the source of contamination (#4 fuel oil) will be adequate. To minimize costs, we have assumed Scholler personnel will be on site to supervise drum load-out and sign necessary paperwork, RT will not be on-site during load-out.

The cost for the transportation and disposal of the six drums of soil drill cuttings, including completing all necessary paperwork, is estimated not-to-exceed \$1,092. Work will be conducted under the same term and conditions as agreed upon for previous work conducted by RT at the site.


RT appreciates the opportunity to be of further service to Scholler, Inc. Please feel free to call with any questions you may have.

Very truly yours,  
RT ENVIRONMENTAL SERVICES, INC.

  
Michael Gonshor, P.G.  
Senior Hydrogeologist

F:\PROJECTS\19110-00\5007a

P.S. Please sign below and return a copy of this proposal to act as your authorization.

  
\_\_\_\_\_  
Authorized By

\_\_\_\_\_  
Date



215 West Church Road ■ King of Prussia, PA 19406 ■ (610) 265-1510 ■ Fax: (610) 265-0687  
E-Mail: RTENV@AOL.COM ■ Web Address <http://www.RTENV.COM>

# RT Environmental Services, Inc.

Mr. Karl Vonder Schmalz, Jr.  
Scholler, Inc.  
3320 Collins Street  
Philadelphia, PA 19134  
(215) 739-0900 fax (215) 739-0905

April 23, 1998

**RE: PROPOSAL FOR DRILL CUTTING DISPOSAL  
SCHOLLER, INC. FACILITY, 3320 COLLINS STREET, PHILADELPHIA, PA  
RT PROPOSAL #5007**

Dear Mr. Vonder Schmalz:

RT Environmental Services, Inc. (RT) is pleased to provide this proposal for the transportation and disposal of six drums of soil cuttings generated during the installation of the monitoring wells at the above referenced site.

Prior to disposal of the cuttings, RT will conduct a "due diligence" review of the proposed disposal facility, obtain Scholler's approval of the disposal facility, and prepare the necessary disposal paperwork for Scholler's signature. The disposal contractor has indicated that waste classification analyses will not be needed; "Generator (Scholler) knowledge" as to the source of contamination (#4 fuel oil) will be adequate.

The cost for the transportation and disposal of the six drums of soil drill cuttings, including completing all necessary paperwork, is estimated not-to-exceed \$1,769. Work will be conducted under the same term and conditions as agreed upon for previous work conducted by RT at the site.

RT appreciates the opportunity to be of further service to Scholler, Inc. Please feel free to call with any questions you may have.

Very truly yours,

**RT ENVIRONMENTAL SERVICES, INC.**

  
Michael Gonshor, P.G.  
Senior Hydrogeologist

PROJECTS\9110-005007

P.S. Please sign below and return a copy of this proposal to act as your authorization.

\_\_\_\_\_  
Authorized By

\_\_\_\_\_  
Date



215 West Church Road ■ King of Prussia, PA 19406 ■ (610) 265-1510 ■ Fax: (610) 265-0687  
E-Mail: RTENV@AOL.COM ■ Web Address: <http://www.RTENV.COM>

# **RT Environmental Services, Inc.**

Mr. Karl Vonder Schmalz, Jr.  
Scholler, Inc.  
3320 Collins Street  
Philadelphia, PA 19134  
(215) 739-0900 fax (215) 739-0900

April 27, 1998

**RE: REVISED PROPOSAL FOR DRILL CUTTING DISPOSAL  
SCHOLLER, INC. FACILITY, 3320 COLLINS STREET, PHILADELPHIA, PA  
RT PROPOSAL #5007A**

Dear Mr. Vonder Schmalz:

RT Environmental Services, Inc. (RT) is pleased to provide this revised proposal for the transportation and disposal of six drums of soil cuttings generated during the installation of the monitoring wells at the above referenced site.

Prior to disposal of the cuttings, RT will conduct a "due diligence" review of the proposed disposal facility, obtain Scholler's approval of the disposal facility, and submit the necessary disposal paperwork for Scholler's signature. The disposal contractor has indicated that waste classification analyses will not be needed; "Generator (Scholler) knowledge" as to the source of contamination (#4 fuel oil) will be adequate. To minimize costs, we have assumed Scholler personnel will be on site to supervise drum load-out and sign necessary paperwork, RT will not be on-site during load-out.

The cost for the transportation and disposal of the six drums of soil drill cuttings, including completing all necessary paperwork, is estimated not-to-exceed \$1,092. Work will be conducted under the same term and conditions as agreed upon for previous work conducted by RT at the site.

RT appreciates the opportunity to be of further service to Scholler, Inc. Please feel free to call with any questions you may have.

Very truly yours,  
**RT ENVIRONMENTAL SERVICES, INC.**

  
Michael Gonshor, P.G.  
Senior Hydrogeologist

F:\PROJECTS\19110-00\5007a

P.S. Please sign below and return a copy of this proposal to act as your authorization.

\_\_\_\_\_  
Authorized By

\_\_\_\_\_  
Date




215 West Church Road ■ King of Prussia, PA 19406 ■ (610) 265-1510 ■ Fax: (610) 265-0687  
E-Mail RTENV@AGL.COM ■ Web Address <http://www.RTENV.COM>

## **Appendix 4**

### **DEED RESTRICTION AREA OF EXCEPTION DOCUMENTS**

Area of Exception – Scholler Brothers, Inc.  
3320 Collins Street – Philadelphia, PA



All the certain parcel of land situate in the 45<sup>th</sup> Ward, City of Philadelphia, Commonwealth of Pennsylvania shown and described on a map number 2606 prepared for Scholler Brothers, Inc. by James M. Stewart, Inc., dated March 9, 2001.

**BEGINNING** at an interior point, said point being the follow two courses and distances from the point of intersection with the easterly side of East Westmoreland Street (60' wide) and the northerly side of Collins Street (40' wide) 1) along the northerly side of Collins Street in an easterly direction 195.14 feet to a point; 2) leaving said side of Collins Street in a northerly direction and perpendicular to Collins Street 24.26 feet to the point of beginning; thence in an easterly direction and parallel to Collins Street 29.21 feet and extending of that width in length or depth in a northerly direction and between parallel lines 26.65 feet.

Containing 749 square feet more or less



## **Appendix 5**

**ADDENDUM TO PADEP NON-USED AQUIFER STATUS  
APPROVAL LETTER -  
FATE AND TRANSPORT ANALYSIS (10/08/98)  
&  
REVISED FATE AND TRANSPORT PRINTOUTS**

# RT Environmental Services, Inc.

October 8, 1998

Mr. Walter Payne  
Pennsylvania Department of Environmental Protection  
555 North Lane, Suite 6010  
Conshohocken, PA 19428

**RE: REVISED FATE AND TRANSPORT ANALYSIS - SCHOLLER, INC. FACILITY  
ADDENDUM TO AQUIFER-USE DETERMINATION REPORT DATED APRIL 16, 1998  
SCHOLLER, INC., 3320 COLLINS AVENUE, PHILADELPHIA  
PADEP ID # 1-51-0-27331  
RT PROJECT 2043-08**

Dear Mr. Payne:

RT Environmental Services, Inc. (RT) is pleased to submit this revised letter report summarizing the results of the fate and transport analysis for the above-referenced property. It should be noted that the original fate and transport analysis outlined in the September 22, 1998 addendum was conducted using a corrupted version of the model. Therefore the information contained herein reflects the revised fate and transport analysis using an uncorrupted version of model.

The transport modeling procedures were consistent with those presented in the September 22, 1998 addendum, except the bulk density which was changed from 1.4 to 1.8 and the effective porosity from 15% to 20%, per your request.

## CALCULATED RESULTS

Groundwater quality data obtained from monitoring well MW-4 on February 23, 1998 were used for each modeling run. The groundwater data from this well was used as it historically demonstrated the highest concentrations, and is located within the source area. Table 1, below, summarizes the February 23, 1998 groundwater quality data for well MW-4 used in the modeling exercise.

Compound	Result (µg/l)
Benzene	120
Toluene	55
Ethylbenzene	22
Naphthalene	230
Cumene	3
Fluorene	ND
Phenanthrene	1,200
Chrysene	340
Pyrene	500



According to the modeling results, groundwater concentrations above the current MSCs will not extend beyond the prescribed 1,000 foot radius. In part, this is due to the nature of the contamination, which is from a heating oil release, a substance which contains compound which will not readily dissolve in groundwater. The most mobile compound modeled is benzene, and modeling results suggest over the thirty year time span benzene will be below its MSC of 5 µg/L approximately 780 feet downgradient of the source area. This is well within the prescribed 1,000 foot distance downgradient of the property boundary prescribed by Act 2. It should be noted that RT assumed degradation to be zero which significantly increases the transport distance. The QD model also assumes an infinite source, which is not the case for the property, as RT plans to actively remediate the source area.

The revised QD spreadsheets for each contaminant are included as Attachment A.

## CONCLUSIONS

The modeling results coupled with quarterly monitoring data, suggests that groundwater contamination at the Scholler facility is limited in extent. The fate and transport of the contaminants of concern were quantified using the QD spreadsheet developed by PADEP. Results indicated that dissolved-phase contamination will not migrate more than 1,000 feet downgradient at concentration above the used-aquifer standards and therefore will not impact any sensitive receptors. In the two compliance point monitoring wells MW-1 and MW-2, groundwater quality data obtained over the past three quarters, have shown contaminant concentrations which were non-detect or below the current compound-specific used aquifer MSCs.

Based on the information presented herein, and in the previously approved Aquifer Use Determination letter report dated April 16, 1998, we believe the aquifer meets the PADEP Act 2 criteria for a Non-Used Aquifer under the Land Recycling regulations. These criteria include:

- No private water withdrawal wells located within 1,000 feet downgradient of the point of compliance.
- No public/municipal water supply wells or intakes are located within 0.5 mile radius of the downgradient point of compliance.
- The area is served by municipal water supply, and there are no known plans to add supply wells in the area of the site within 30 years.
- The compounds of concern will not migrate more than 1,000 feet downgradient of the point of compliance at concentrations above the used-aquifer MSC for a period of 30 years.

Mr. Walter Payne  
October 8, 1998  
Page 3

We therefore request confirmation of the previous PADEP approval that the non-used aquifer standards apply to the Scholler site at 3320 Collins Avenue, in Philadelphia, Pennsylvania.

Please feel free to contact me or Gary Brown, if you have any questions regarding this report.

Respectfully Submitted,

**RT ENVIRONMENTAL SERVICES, INC.**

A handwritten signature in black ink, appearing to read 'Chris Orzechowski', written in a cursive style.

Christopher Orzechowski  
Hydrogeologist

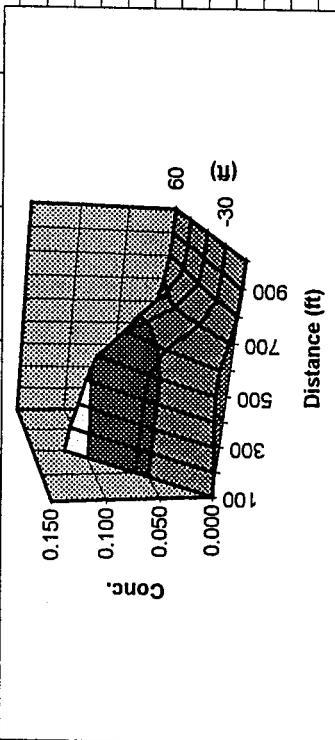
c: Karl Vonder Schmalz, Jr.  
Phillip Hinerman, Esq.  
Gary Brown - RT  
Michael Gonshor

**ATTACHMENT A**  
**MODELING OUTPUT DATA SHEETS**

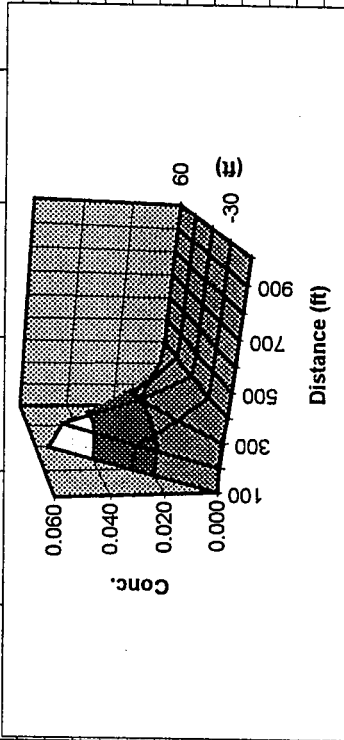
Benzene

ADVECTIVE TRANSPORT WITH THREE DIMENSIONAL DISPERSION AND 1ST ORDER DECAY AND RETARDATION										
Project:		Scholler		Prepared by: CHRIS OZECZOWSKI - RT Environmental Services, Inc.						
Date:		9/18/98		Contaminant: Benzene						
X										
SOURCE	DISTANCE T Ax	Ay	Az	LAMBDA	SOURCE	SOURCE	THICKNESS			
CONC	LOCATION (ft)	(ft)	(ft)	day-1	WIDTH		(ft)			
(MGL)	CONCERN (ft)	>=.001			(ft)					
	0.12	1000	4.8	0.5	0.001	0	60	5		
Hydraulic	Hydraulic	Soil Bulk		Frac.	Retard-					
Cond	Gradient	Density	KOC	Org. Carb.	ation					
(ft/day)	(ft/ft)	(dec. frac.)	(g/cm <sup>3</sup> )	(R)	(ft/day)					
1.80E+01	0.002	0.2	1.4	58	3.03	5.00E-03	0.059405941			
	y(ft)	z(ft)	Time							
	1000	0	(days)							
			10950							
Projected Conc. at	10950 days									
at	0.000 mg/l									
AREAL MODEL CALCULATION DOMAIN										
	Length (ft)	1000								
	Width (ft)	60								
	100	200	300	400	500	600	700	800	900	1000
60	0.000	0.002	0.005	0.008	0.010	0.010	0.004	0.001	0.000	0.000
30	0.060	0.060	0.060	0.060	0.058	0.044	0.016	0.002	0.000	0.000
0	0.120	0.116	0.110	0.104	0.096	0.069	0.024	0.002	0.000	0.000
-30	0.060	0.060	0.060	0.060	0.058	0.044	0.016	0.002	0.000	0.000
-60	0.000	0.002	0.005	0.008	0.010	0.010	0.004	0.001	0.000	0.000

PA DEPARTMENT OF ENVIRONMENTAL PROTECTION  
 QUICK DOMENICO.XLS  
 SPREADSHEET APPLICATION OF "AN ANALYTICAL MODEL FOR MULTIDIMENSIONAL TRANSPORT OF A DECAYING CONTAMINANT SPECIES"  
 P. A. Domenico (1987)  
 Modified to Include Retardation

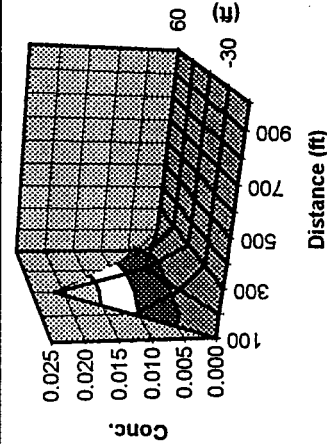


ADVECTIVE TRANSPORT WITH THREE DIMENSIONAL DISPERSION AND 1ST ORDER DECAY AND RETARDATION																	
Project:		Schogler															
Date:	9/18/98		Prepared by: Chris Orzechowski - RJ Environmental Services, Inc.														
X		Contaminant: Toluene															
SOURCE	DISTANCE T AX	AV	Az	LAMBDA	SOURCE	SOURCE	THICKNESS								PA DEPARTMENT OF ENVIRONMENTAL PROTECTION QUICK_DOMENICO.XLS SPREADSHEET APPLICATION OF "AN ANALYTICAL MODEL FOR MULTIDIMENSIONAL TRANSPORT OF A DECAYING CONTAMINANT SPECIES" P.A. Domenico (1987) Modified to include Retardation		
CONC	LOCATION (ft)	(ft)	(ft)	day-1	WIDTH	(ft)	(ft)										
(MG/L)	CONCERN (ft)	>=	0.001	0	60	5											
0.055	1000	4.8	0.5	0.001	0	60	5										
Hydraulic	Gradient	Porosity	Soil Bulk	Frac.	Retard-												
(ft/day)	(ft/ft)	(dec. frac.)	Density	Org. Carb.	ation												
1.80E+01	0.002	0.2	(g/cm <sup>3</sup> )	(R)	(ft/day)												
				1.8	130	5.00E-03	6.86										
	Y(ft)	z(ft)	Time														
			(days)														
	1000	0	0	10950													
Projected Conc. at	10950 days		0														
at	0.000 mg/l		0														
AREAL CALCULATION																	
MODEL DOMAIN																	
Length (ft)		1000															
Width (ft)		60															
	100	200	300	400	500	600	700	800	900	1000							
60	0.000	0.001	0.001	0.000	0.000	0.000	0.000	0.000	0.000	0.000	0.000	0.000	0.000	0.000			
30	0.027	0.026	0.011	0.000	0.000	0.000	0.000	0.000	0.000	0.000	0.000	0.000	0.000	0.000			
0	0.055	0.051	0.021	0.001	0.000	0.000	0.000	0.000	0.000	0.000	0.000	0.000	0.000	0.000			
-30	0.027	0.026	0.011	0.000	0.000	0.000	0.000	0.000	0.000	0.000	0.000	0.000	0.000	0.000			
-60	0.000	0.001	0.001	0.000	0.000	0.000	0.000	0.000	0.000	0.000	0.000	0.000	0.000	0.000			



Ethylbenzene

ADVECTIVE TRANSPORT WITH THREE-DIMENSIONAL DISPERSION AND 1ST ORDER DECAY AND RETARDATION										
Project: Schollier		Prepared by: Chris Orzechowski - RT Environmental Services, Inc.		PA DEPARTMENT OF ENVIRONMENTAL PROTECTION QUICK_DOMENICO.XLS SPREADSHEET APPLICATION OF "AN ANALYTICAL MODEL FOR MULTIDIMENSIONAL TRANSPORT OF A DECAYING CONTAMINANT SPECIES" P.A. Domenico (1987) Modified to include Retardation						
Date: 9/18/98	Contaminant: Ethylbenzene									
X		AY		LAMBDA		SOURCE		SOURCE		
SOURCE	DISTANCE T	AX	AZ	WIDTH	THICKNESS					
CONC	LOCATION	(ft)	(ft)	(ft)	(ft)					
(MG/L)	CONCERN	(ft)	>=.001	day-1	(ft)					
0.022	1000	4.8	0.5	0.001	60	5				
Hydraulic Cond	Hydraulic Gradient	Porosity	Soil Bulk Density	KOC	Retardation	V				
(ft/day)	(ft/ft)	(dec. frac.)	(g/cm <sup>3</sup> )	(R)	(ft/day)	(-K*/n*R)				
1.80E+01	0.002	0.2	1.3	220	5.00E-03	10.9 0.016513761				
Y(ft)	Z(ft)	Time (days)								
1000	0	0	10950							
Projected Conc. at	10950 days	1000	0							
at	0.000 mg/l									
AREAL CALCULATION MODEL DOMAIN										
Length (ft)	1000									
Width (ft)	60									
60	0.000	200	300	400	500	600	700	800	900	1000
30	0.011	0.004	0.000	0.000	0.000	0.000	0.000	0.000	0.000	0.000
0	0.021	0.007	0.000	0.000	0.000	0.000	0.000	0.000	0.000	0.000
-30	0.011	0.004	0.000	0.000	0.000	0.000	0.000	0.000	0.000	0.000
-60	0.000	0.000	0.000	0.000	0.000	0.000	0.000	0.000	0.000	0.000

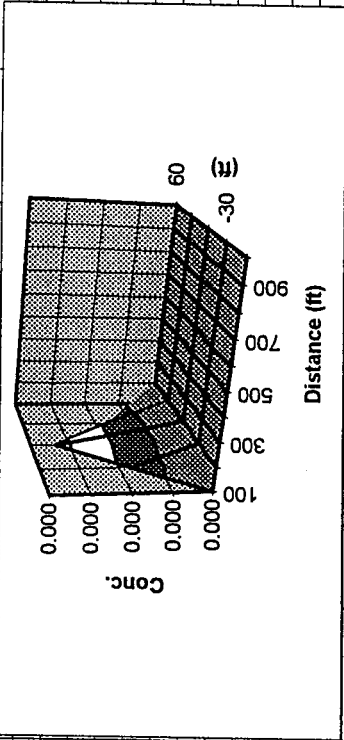




Cumene

ADVECTIVE TRANSPORT WITH THREE DIMENSIONAL DISPERSION AND 1ST ORDER DECAY AND RETARDATION											
Project:		Scholler									
Date:	9/18/98 Prepared by: Chris Orzechowski - RJ Environmental Services, Inc.										
Contaminant:		Cumene									
SOURCE	DISTANCE T Ax	Ay	Az	LAMBDA	SOURCE	SOURCE	THICKNESS				
CONC (MG/L)	LOCATION (ft)	(ft)	(ft)	day-1	WIDTH (ft)						
0.003	1000	4.8	0.5	0.001	0	60	5				
Hydraulic Cond (ft/day)	Hydraulic Gradient (ft/ft)	Porosity (dec. frac.)	Soil Bulk Density (g/cm <sup>3</sup> )	Frac. Org. Carb. (R)	Retardation (=K <sup>*</sup> /n <sup>*</sup> R)						
1.80E+01	0.002	0.2	1.8	2800	6.00E-03	127	0.001417323				
y(ft)	z(ft)	Time (days)									
1000	0	0	10950								
Projected Conc. at	10950 days	1000	0								
at	0.000 mg/l										
AREAL MODEL CALCULATION DOMAIN											
Length (ft)	1000										
Width (ft)	50										
	100	200	300	400	500	600	700	800	900	1000	
60	0.000	0.000	0.000	0.000	0.000	0.000	0.000	0.000	0.000	0.000	0.000
30	0.000	0.000	0.000	0.000	0.000	0.000	0.000	0.000	0.000	0.000	0.000
0	0.000	0.000	0.000	0.000	0.000	0.000	0.000	0.000	0.000	0.000	0.000
-30	0.000	0.000	0.000	0.000	0.000	0.000	0.000	0.000	0.000	0.000	0.000
-60	0.000	0.000	0.000	0.000	0.000	0.000	0.000	0.000	0.000	0.000	0.000

PA DEPARTMENT OF ENVIRONMENTAL PROTECTION  
 QUICK DOMENICO.XLS  
 SPREADSHEET APPLICATION OF "AN ANALYTICAL MODEL FOR MULTIDIMENSIONAL TRANSPORT OF A DECAYING CONTAMINANT SPECIES"  
 P.A. Domenico (1987)  
 Modified to Include Retardation

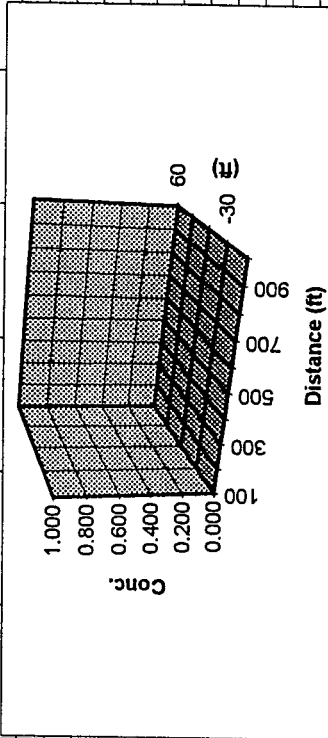




Phenathereene

ADVECTIVE TRANSPORT WITH THREE DIMENSIONAL DISPERSION AND 1ST ORDER DECAY AND RETARDATION										
Project:		Schollief		Prepared by: Chris Orzechowski - R Environmental Services, Inc.						
Date:		9/18/98		Contaminant: Phenanthrene						
SOURCE	DISTANCE T Ax	Ay	Az	LAMBDA	SOURCE WIDTH	SOURCE THICKNESS				
CONC (MGL)	LOCATION (ft)	(ft)	(ft)	day-1	(ft)	(ft)				
1.2	1000	4.8	0.5	0.001	0	60				
Hydraulic Cond (ft/day)	Hydraulic Gradient (ft/ft)	Porosity (dec. frac.)	Soil Bulk Density (g/cm <sup>3</sup> )	Frac. Org. Carb. (R)	Retardation (-K*/n*R) (ft/day)	V				
1.80E+01	0.002	0.2	1.3	38000	5.09E-03	1711	0.000105202			
y(ft)	z(ft)	Time (days)								
1000	0	0	10950							
Projected Conc. at	10950 days	1000	0							
at	0.000 mg/l									
AREAL CALCULATION										
MODEL DOMAIN										
Length (ft)	1000									
Width (ft)	60									
100	200	300	400	500	600	700	800	900	1000	
60	0.000	0.000	0.000	0.000	0.000	0.000	0.000	0.000	0.000	
30	0.000	0.000	0.000	0.000	0.000	0.000	0.000	0.000	0.000	
0	0.000	0.000	0.000	0.000	0.000	0.000	0.000	0.000	0.000	
-30	0.000	0.000	0.000	0.000	0.000	0.000	0.000	0.000	0.000	
-60	0.000	0.000	0.000	0.000	0.000	0.000	0.000	0.000	0.000	

PA DEPARTMENT OF ENVIRONMENTAL PROTECTION  
 QUICK\_DOMENICO.XLS  
 SPREADSHEET APPLICATION OF "AN ANALYTICAL MODEL FOR MULTIDIMENSIONAL TRANSPORT OF A DECAYING CONTAMINANT SPECIES"  
 P.A. Domenico (1987)  
 Modified to Include Retardation







September 22, 1998

Mr. Walter Payne  
Pennsylvania Department of Environmental Protection  
555 North Lane, Suite 6010  
Conshohocken, PA 19428

**RE: FATE AND TRANSPORT ANALYSIS - SCHOLLER, INC. FACILITY  
ADDENDUM TO AQUIFER-USE DETERMINATION REPORT DATED APRIL 16, 1998  
SCHOLLER, INC., 3320 COLLINS AVENUE, PHILADELPHIA  
PADEP ID # 1-51-0-27331  
RT PROJECT 2043-08**

Dear Mr. Payne:

RT Environmental Services, Inc. (RT) is pleased to submit this letter report summarizing the results of the fate and transport analysis for the above-referenced property. The following letter report was prepared as addendum to the Aquifer Use Determination letter report prepared by RT dated April 16, 1998, previously submitted to and approved by the PADEP.

### **TRANSPORT MODELING**

Transport modeling was conducted for the compounds of concern (benzene, toluene, ethylbenzene, cumene, naphthalene, phenanthrene, and pyrene) by using the procedures described in the PADEP Quick Domenico.xls (QD), guidance document dated April 24, 1998. This method was used as it has been accepted by the PADEP to determine the transport and fate of contaminants in groundwater. The QD spreadsheet is based on an analytical model developed by P.A. Domenico.

The methods and input values used to determine the projected transport data are summarized below.

1. Using the equations provided in QD supporting document, the longitudinal dispersivity ( $A_x$ ) was determined by dividing the plume length by 10 (value provided in the supporting documentation). The transverse dispersivity ( $A_y$ ) was calculated by dividing the longitudinal dispersivity by 10 (value provide in the supporting documentation). A value of 0.001 (provided in the supporting documentation) was used for the vertical dispersivity ( $A_z$ ).
2. The compound-specific first order decay ( $\lambda$ ) values provided in Appendix A, Table 5, of the Act 2 regulations were not used. Rather, for the purpose of modeling the worst case scenario, a value of zero was substituted for  $\lambda$ , effectively assuming no degradation.



3. Based on results from the soil boring program, which delineated the extent of phase-separated hydrocarbons (PSH), the areal extent of PSH was estimated to be 40 feet. For the purpose of modeling, a conservative source width of 60 feet was used. This distance was used as it is the straight line distance from the source to compliance-point monitoring well MW-2, which is consistently non-detect. A map illustrating the extent of phase-separated hydrocarbons is presented in Attachment A. During the soil boring program, PSH was observed to be approximately two feet thick, but for each modeling run, a conservative thickness of five feet was used.
4. The groundwater flow velocity beneath the site was calculated using the estimated hydraulic conductivity (K), porosity, and hydraulic gradient for the water-table aquifer. The K values were calculated based on site-specific, short-term pumping test conducted in monitoring well MW-2. Pumping test results and analysis are presented in Attachment B. The calculated K (18 ft/day) was compared to a published range of K values for silt to sand sized materials ("typical K values for consolidated and unconsolidated aquifers" from Groundwater and Wells [pg. 75], Driscoll 1986), and was found to be reasonable.
5. A site specific hydraulic gradient of 0.002 was used in the fate and transport modeling calculation spreadsheet. This hydraulic gradient was determined using the groundwater elevation contour map generated using groundwater elevations measured on February 23, 1998. A copy of this map is presented in Attachment A.
6. The retardation factor is determined by the model after inputting several values. A literature value 1.4 grams/cubic centimeter was used to quantify the soil bulk density. Since, no site specific fraction of organic carbon data is available, the default value of 0.005 presented in model documentation was used. The KOC value for each of the respective compounds was obtained from Appendix A, Table 5, of the Act 2 regulations.
7. The transport rate is calculated by the spreadsheet by dividing the groundwater flow velocity by the retardation factor.
8. The travel distance for the VOCs of concern to reach the PADEP Used Aquifer MSC is determined within the structure of the spreadsheet by multiplying the pollutant transport rate by the projected duration of 30 years (timeframe used when requesting non-use aquifer status).

## **CALCULATED RESULTS**

Groundwater quality data obtained from monitoring well MW-4 on February 23, 1998 were used for each modeling run. The groundwater data from this well was used as it historically demonstrated the highest concentrations, and is located within the source area. Table 1, below, summarizes the February 23, 1998 groundwater quality data for well MW-4 used in the modeling exercise.

Compound	Result (µg/l)
Benzene	120
Toluene	55
Ethylbenzene	22
Naphthalene	230
Cumene	3
Fluorene	ND
Phenanthrene	1,200
Chrysene	340
Pyrene	500

According to the modeling results, groundwater concentrations above the current MSCs will not migrate off the property. In part, this is due to the nature of the contamination, which is from a heating oil release, a substance which contains compound which will not readily dissolve in groundwater. Benzene, however is a relatively mobile compound, and modeling suggests that benzene concentrations will be below its used-aquifer MSC of 5 µg/L 38.5 feet from the source area, and is within the property boundary. This is well within the prescribed 1,000 foot distance downgradient of the property boundary prescribed by Act 2.

The remaining transport runs exhibit similar patterns. QD spreadsheets for each contaminant are included as Attachment C.

## CONCLUSIONS

The modeling results coupled with quarterly monitoring data, suggests that groundwater contamination at the Scholler facility is limited in extent. The fate and transport of the contaminants of concern were quantified using the QD spreadsheet developed by PADEP. Results indicated that dissolved-phase contamination above the current MSCs will not migrate off the property, and therefore will not impact any sensitive receptors. In the two compliance point monitoring wells MW-1 and MW-2, groundwater quality data obtained over the past three quarters, have shown contaminant concentrations which were non-detect or below the current compound-specific used aquifer MSCs.

Based on the information presented herein, and in the previously approved Aquifer Use



Mr. Walter Payne  
September 22, 1998  
Page 4

Determination letter report dated April 16, 1998, we believe the aquifer meets the PADEP Act 2 criteria for a Non-Used Aquifer under the Land Recycling regulations. These criteria include:


- No private water withdrawal wells located within 1,000 feet downgradient of the point of compliance.
- No public/municipal water supply wells or intakes are located within 0.5 mile radius of the downgradient point of compliance.
- The area is served by municipal water supply, and there are no known plans to add supply wells in the area of the site within 30 years.
- The compounds of concern will not migrate more than 1,000 feet downgradient of the point of compliance at concentrations above the used-aquifer MSC for a period of 30 years.

We therefore request confirmation of the previous PADEP approval that the non-used aquifer standards apply to the Scholler site at 3320 Collins Avenue, in Philadelphia, Pennsylvania.

Please feel free to contact me or Gary Brown, if you have any questions regarding this report.

Respectfully Submitted,

**RT ENVIRONMENTAL SERVICES, INC.**

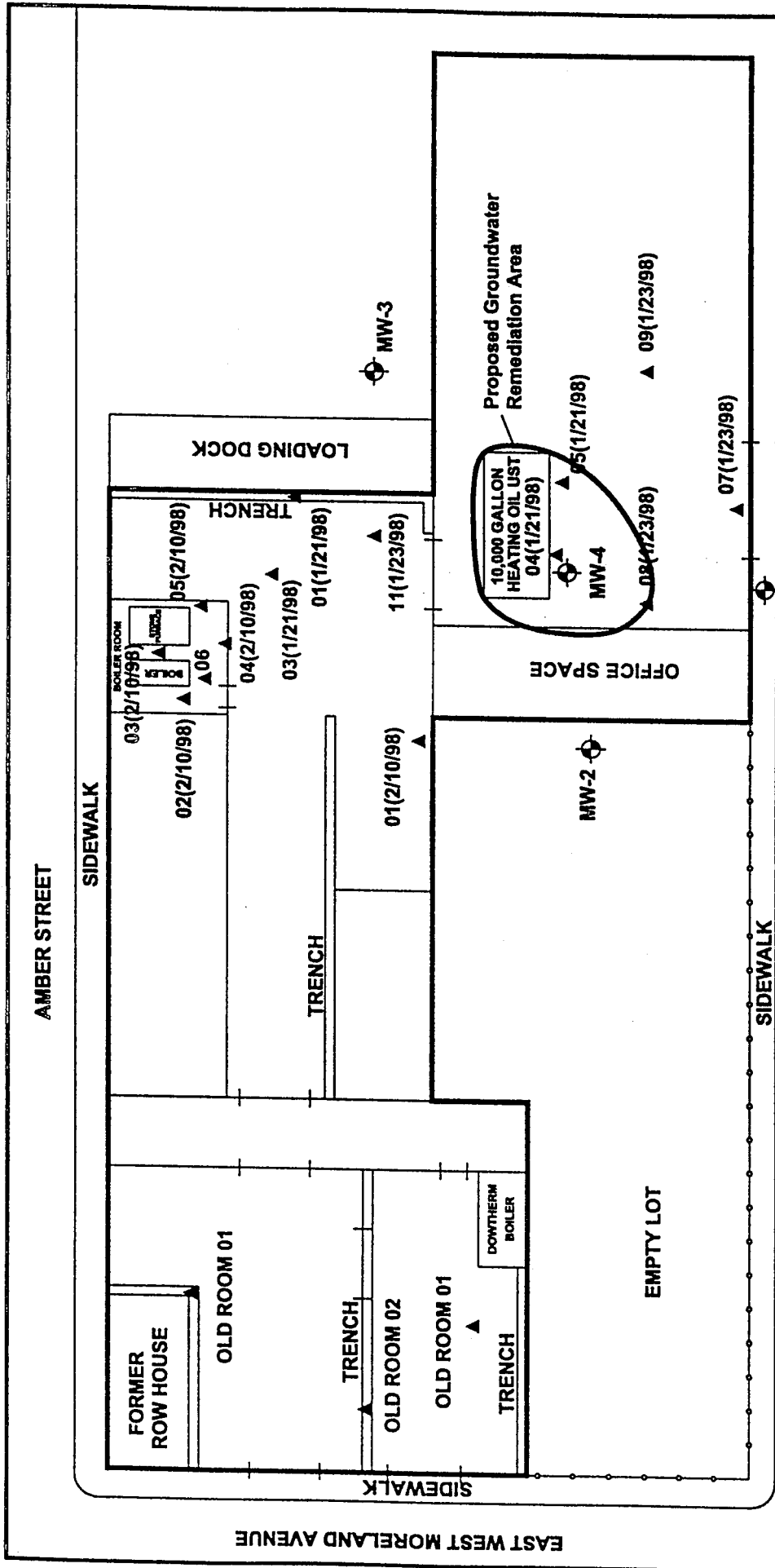
  
(seal)  
Michael Gonshor, P.G.  
Senior Hydrogeologist/  
Pennsylvania Registered Professional Geologist  
# PG-000041-G(seal)

c: Karl Vonder Schmalz, Jr.  
Phillip Hinerman, Esq.  
Gary Brown - RT  
Chris Orzechowski - RT

**ATTACHMENT A**

**FIGURES**





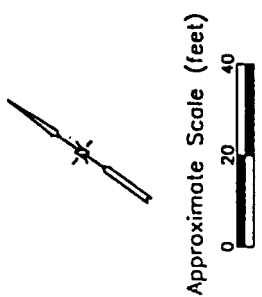
**FIGURE 4**

**PROPOSED REMEDIATION AREAS**

SCHOLLER BROS., INC.  
 3320 COLLINS AVENUE, PHILADELPHIA, PENNSYLVANIA

**RE** Environmental Services, Inc.  
 215 West Church Street  
 City of Philadelphia, PA 19106

DATE: 01/23/98  
 DRAWN BY: [Signature]  
 CHECKED BY: [Signature]



- LEGEND**
- ▲ SOIL BORING LOCATION
  - ⊕ MONITORING WELL LOCATION
  - FENCE LINE

**ATTACHMENT B**

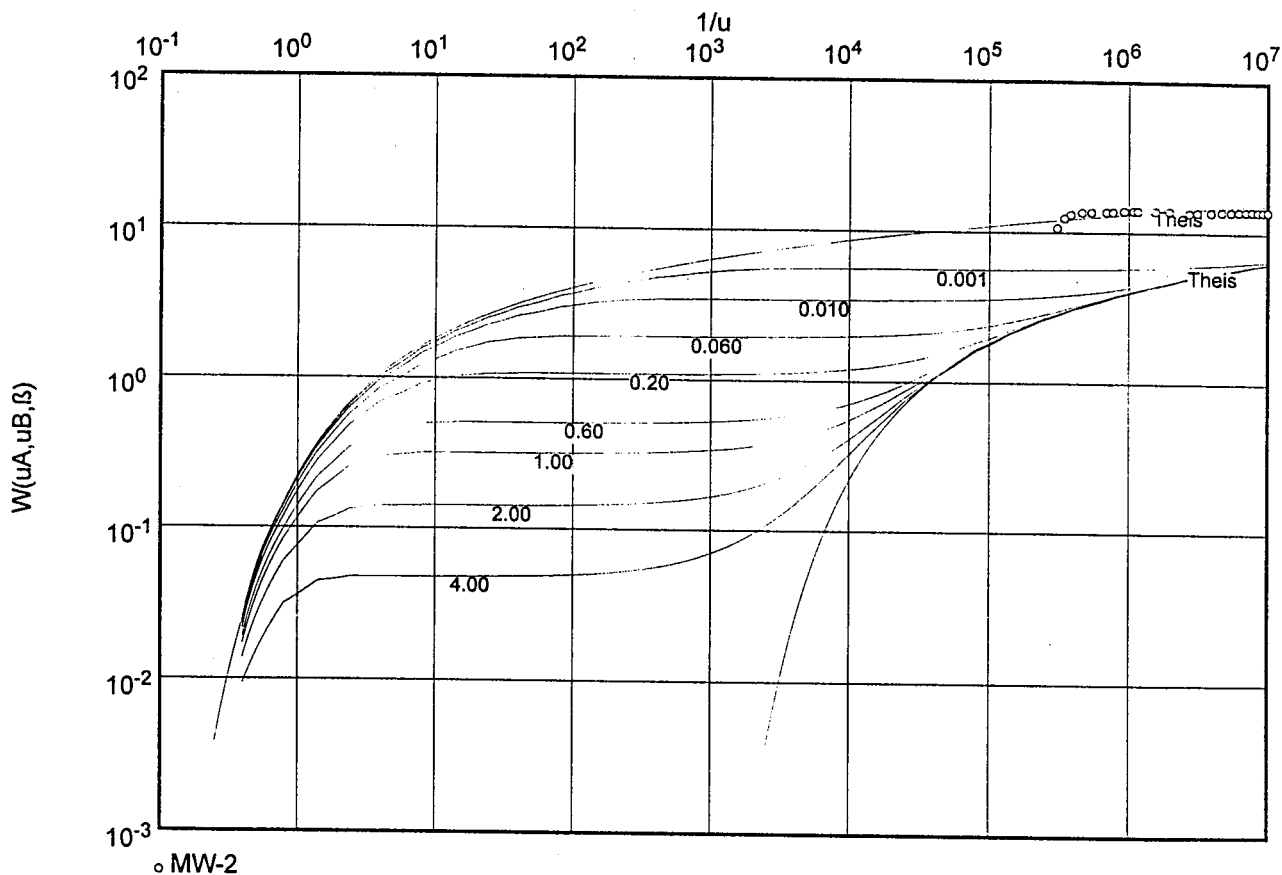
**PUMPING TEST DATA AND AQUIFER ANALYSIS**

Pumping Test No. 1

Test conducted on: 9/10/98

MW-2

Discharge 4.00 U.S.gal/min



Transmissivity [ft<sup>2</sup>/min]:  $2.46 \times 10^{-1}$

Hydraulic conductivity [ft/min]:  $1.23 \times 10^{-2}$

Aquifer thickness [ft]: 20.00

Storativity:  $1.28 \times 10^5$

Specific yield:  $1.28 \times 10^9$

thejhewkolaqsolhdqoihdoq



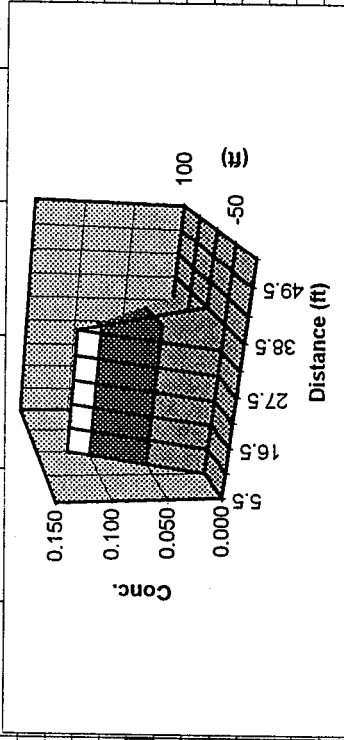
**ATTACHMENT C**  
**MODELING OUTPUT DATA SHEETS**



Benzene

ADVECTIVE TRANSPORT WITH THREE DIMENSIONAL DISPERSION AND 1ST ORDER DECAY AND RETARDATION									
Project: Scholler		Prepared by: Chris Orzechowski		R Environmental Services, Inc.					
Date: 9/18/98	Contaminant: Benzene								
	X								
SOURCE DISTANCE T Ax	Ay	Az	LAMBDA	SOURCE WIDTH	SOURCE THICKNESS				
CONC (MGL)	LOCATION (ft)	(ft)	day-1	(ft)	(ft)				
0.12	1000	4.8	0.5	0.001	60	5			
Hydraulic Cond (ft/day)	Porosity (dec. frac.)	Soil Bulk Density (g/cm <sup>3</sup> )	Frac. Org. Carb. (R)	Retardation (R)					
1.80E+01	0.002	0.15	58	1.4	5.00E-03	3.706666667	0.064748201		
Y(ft)	z(ft)	Time (days)							
1000	0	0	10950						
Projected Conc. at	10950 days	1000	0						
#NAME?	mg/l								
AREAL CALCULATION									
MODEL DOMAIN									
Length (ft)	55								
Width (ft)	100								
5.5	11	16.5	22	27.5	33	38.5	44	49.5	55
100	0.000	0.000	0.000	0.000	0.000	0.000	0.000	0.000	0.000
50	0.000	0.000	#NAME?	#NAME?	#NAME?	#NAME?	#NAME?	#NAME?	#NAME?
0	0.120	0.120	0.120	0.120	0.120	0.120	0.120	0.120	0.120
-50	0.000	0.000	#NAME?	#NAME?	#NAME?	#NAME?	#NAME?	#NAME?	#NAME?
-100	0.000	0.000	0.000	0.000	0.000	0.000	0.000	0.000	0.000

PA DEPARTMENT OF ENVIRONMENTAL PROTECTION  
 QUICK\_DOMENICO.XLS  
 SPREADSHEET APPLICATION OF "AN ANALYTICAL MODEL FOR MULTIDIMENSIONAL TRANSPORT OF A DECAYING CONTAMINANT SPECIES"  
 P.A. Domenico (1987)  
 Modified to Include Retardation

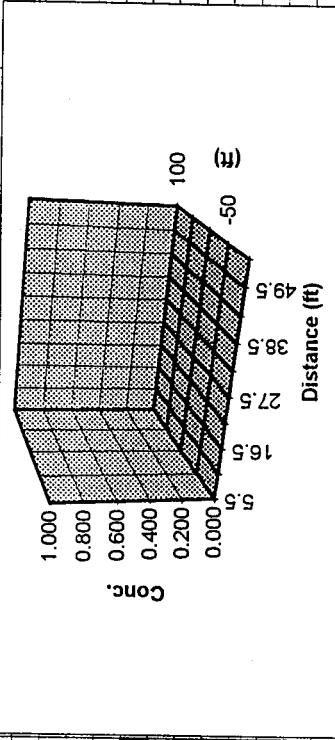




Ethylbenzene

ADVECTIVE TRANSPORT WITH THREE DIMENSIONAL DISPERSION AND 1ST ORDER DECAY AND RETARDATION											
Project: Scholler		Prepared by: Chris Oziechowski - R: Environmental Services, Inc.									
Date: 9/18/98	Contaminant: Ethylbenzene										
SOURCE CONC (MG/L)		1000	4.8	0.5	0.001	0	60	5			
DISTANCE TO LOCATION CONCERN (ft)		1000									
SOURCE LOCATION (ft)		Ax	Az								
SOURCE THICKNESS (ft)											
LAMBDA											
SOURCE WIDTH (ft)											
SOURCE THICKNESS (ft)											
Hydraulic Gradient (ft/ft)		0.002	0.15	1.4	220	5.00E-03	11.26666667	0.021301775			
Porosity (dec. frac.)											
Soil Bulk Density (g/cm <sup>3</sup> )											
KOC											
Retardation (R)											
Time (days)											
Y (ft)											
Z (ft)											
Time (days)											
Projected Conc. at 10950 days		1000	0	0	0	0	0	0	0		
mg/l											
AREAL CALCULATION											
MODEL DOMAIN											
Length (ft)		55									
Width (ft)		100									
Distance (ft)		5.5	11	16.5	22	27.5	33	38.5	44	49.5	55
100	#NAME?	#NAME?	#NAME?	#NAME?	#NAME?	#NAME?	#NAME?	#NAME?	#NAME?	#NAME?	#NAME?
50	#NAME?	#NAME?	#NAME?	#NAME?	#NAME?	#NAME?	#NAME?	#NAME?	#NAME?	#NAME?	#NAME?
0	#NAME?	#NAME?	#NAME?	#NAME?	#NAME?	#NAME?	#NAME?	#NAME?	#NAME?	#NAME?	#NAME?
-50	#NAME?	#NAME?	#NAME?	#NAME?	#NAME?	#NAME?	#NAME?	#NAME?	#NAME?	#NAME?	#NAME?
-100	#NAME?	#NAME?	#NAME?	#NAME?	#NAME?	#NAME?	#NAME?	#NAME?	#NAME?	#NAME?	#NAME?

PA DEPARTMENT OF ENVIRONMENTAL PROTECTION  
 QUICK DOMENICO.XLS  
 SPREADSHEET APPLICATION OF "AN ANALYTICAL MODEL FOR MULTIDIMENSIONAL TRANSPORT OF A DECAYING CONTAMINANT SPECIES"  
 P. A. Domenico (1987)  
 Modified to Include Retardation



ADVECTIVE TRANSPORT WITH THREE DIMENSIONAL DISPERSION AND 1ST ORDER DECAY AND RETARDATION											
Project: Scholler		Date: 9/18/98		Prepared by: Chris Orzechowski		R Environmental Services, Inc.					
Contaminant: X		Cumene									
SOURCE CONC (MG/L)	0.003	DISTANCE T Ax (ft)	1000	Az (ft)	>=0.001	LAMBDA day-1	0	SOURCE WIDTH (ft)	60	SOURCE THICKNESS (ft)	5
Hydraulic Cond (ft/day)	1.80E+01	Hydraulic Gradient (ft/ft)	0.002	Soil Bulk Density (g/cm <sup>3</sup> )	1.4	Frac. Org. Carb. (R)	5.00E-03	Retardation (=K <sup>1</sup> /n <sup>1</sup> R) (ft/day)	131.6666667	V (=K <sup>1</sup> /n <sup>1</sup> R) (ft/day)	
y(ft)		z(ft)		Time (days)							
1000		0		0							
Projected Conc. at		10950 days		1000		0					
#NAME?		mg/l									
AREAL CALCULATION MODEL DOMAIN											
Length (ft)	55	Width (ft)	100	16.5	22	27.5	33	38.5	44	49.5	55
100	#NAME?	#NAME?	#NAME?	#NAME?	#NAME?	#NAME?	#NAME?	#NAME?	#NAME?	#NAME?	#NAME?
50	#NAME?	#NAME?	#NAME?	#NAME?	#NAME?	#NAME?	#NAME?	#NAME?	#NAME?	#NAME?	#NAME?
0	#NAME?	#NAME?	#NAME?	#NAME?	#NAME?	#NAME?	#NAME?	#NAME?	#NAME?	#NAME?	#NAME?
-50	#NAME?	#NAME?	#NAME?	#NAME?	#NAME?	#NAME?	#NAME?	#NAME?	#NAME?	#NAME?	#NAME?
-100	#NAME?	#NAME?	#NAME?	#NAME?	#NAME?	#NAME?	#NAME?	#NAME?	#NAME?	#NAME?	#NAME?

PA DEPARTMENT OF ENVIRONMENTAL PROTECTION  
 QUICK\_DOMENICO.XLS  
 SPREADSHEET APPLICATION OF "AN ANALYTICAL MODEL FOR MULTIDIMENSIONAL TRANSPORT OF A DECAYING CONTAMINANT SPECIES"  
 P.A. Domenico (1987)  
 Modified to Include Retardation

Naphthalene

ADVECTIVE TRANSPORT WITH THREE DIMENSIONAL DISPERSION AND 1ST ORDER DECAY AND RETARDATION														
Project:		Scholler		Prepared by: Chris Orzechowski - R1 Environmental Services, Inc.										
Date:		9/18/98		Contaminant: Naphthalene										
SOURCE	DISTANCE T Ax	Ay	Az	LAMBDA	SOURCE WIDTH	SOURCE THICKNESS								
CONC (MG/L)	LOCATION (ft)	(ft)	(ft)	day-1	(ft)	(ft)								
0.23	1000	4.8	0.5	0.001	0	60	5							
Hydraulic Cond (ft/day)	Hydraulic Gradient (ft/ft)	Porosity (dec. frac.)	Soil Bulk Density (g/cm <sup>3</sup> )	Frac. Org. Carb. (R)	Retardation (=K*in*/R)	V								
1.80E+01	0.002	0.15	1.4	950	5.00E-03	45.33333333	0.005294118							
Y(ft)	Z(ft)	Time (days)												
1000	0	0	10950											
Projected Conc. at	mg/l	10950 days												
#NAME?	#NAME?	#NAME?	#NAME?	#NAME?	#NAME?	#NAME?	#NAME?	#NAME?	#NAME?					
100	50	0	-50	-100	5.5	11	16.5	22	27.5	33	38.5	44	49.5	55
AREAL CALCULATION MODEL DOMAIN														
Length (ft)														
Width (ft)														

PA DEPARTMENT OF ENVIRONMENTAL PROTECTION  
 QUICK\_DOMENICO.XLS  
 SPREADSHEET APPLICATION OF "AN ANALYTICAL MODEL FOR MULTIDIMENSIONAL TRANSPORT OF A DECAYING CONTAMINANT SPECIES"  
 P.A. Domenico (1987)  
 Modified to Include Retardation



Chrysene

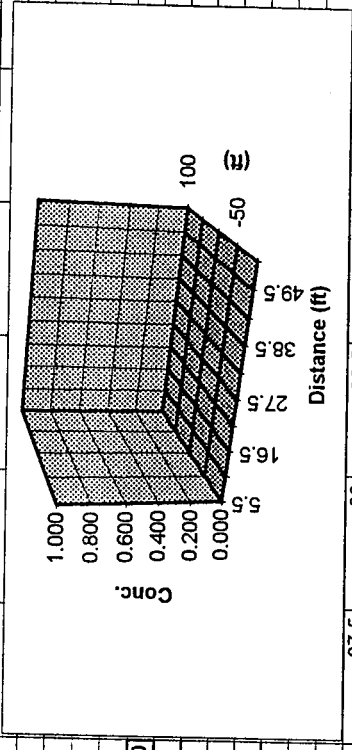
ADVECTIVE TRANSPORT WITH THREE DIMENSIONAL DISPERSION AND 1ST ORDER DECAY AND RETARDATION									
Project: Schoeller		Prepared by: CHRIS OZECZOWSKI - RT Environmental Services, Inc.							
Date: 9/18/98		Contaminant: Chrysene							
SOURCE CONC (MG/L)		DISTANCE T Ax LOCATION (ft)		LAMBDA day-1		SOURCE WIDTH (ft)		SOURCE THICKNESS (ft)	
0.34		1000		4.8		0.5		0.001	
Hydraulic Cond (ft/day)		Porosity (dec. frac.)		Soil Bulk Density (g/cm <sup>3</sup> )		Frac. Org. Carb. (R)		Retardation (-K*in*R) (ft/day)	
1.80E+01		0.002		0.15		1.4		490000	
y(ft)		z(ft)		Time (days)					
1000		0		0		10950			
Projected Conc. at		10950 days							
#NAME?		mg/l							
AREAL CALCULATION MODEL DOMAIN									
Length (ft)		Width (ft)		Area (ft <sup>2</sup> )					
55		100		5500					
100		55		5500					
50		55		2750					
0		55		0					
-50		55		0					
-100		55		0					

PA DEPARTMENT OF ENVIRONMENTAL PROTECTION  
 QUICK\_DOMENICO.XLS  
 SPREADSHEET APPLICATION OF  
 "AN ANALYTICAL MODEL FOR  
 MULTIDIMENSIONAL TRANSPORT OF A  
 DECAYING CONTAMINANT SPECIES"  
 P.A. Domenico (1987)  
 Modified to Include Retardation

Pyrene

ADVECTIVE TRANSPORT WITH THREE DIMENSIONAL DISPERSION AND 1ST ORDER DECAY AND RETARDATION									
Project: Scholler		Prepared by: CHRIS Orzechowski - RT Environmental Services, Inc.							
Date: 9/18/98		Contaminant: Pyrene							
SOURCE CONC (MGL)		X		LAMBDA		SOURCE WIDTH		SOURCE THICKNESS	
0.5		1000		4.8		0.5		0	
1.80E+01		0.002		0.15		1.4		490000	
Hydraulic Cond (ft/day)		Porosity (dec. frac.)		Soil Bulk Density (g/cm <sup>3</sup> )		KOC		Retardation (-K*/n*R) (ft/day)	
1.80E+01		0.002		0.15		1.4		490000	
y(ft)		z(ft)		Time (days)					
1000		0		0		10950			
Projected Conc. at		10950 days							
#NAME?		mg/l							
100		#NAME?		16.5		22		27.5	
50		#NAME?		0.000		0.000		0.000	
0		#NAME?		0.000		0.000		0.000	
-50		#NAME?		0.000		0.000		0.000	
-100		#NAME?		0.000		0.000		0.000	
100		#NAME?		16.5		22		27.5	
50		#NAME?		0.000		0.000		0.000	
0		#NAME?		0.000		0.000		0.000	
-50		#NAME?		0.000		0.000		0.000	
-100		#NAME?		0.000		0.000		0.000	
100		#NAME?		16.5		22		27.5	
50		#NAME?		0.000		0.000		0.000	
0		#NAME?		0.000		0.000		0.000	
-50		#NAME?		0.000		0.000		0.000	
-100		#NAME?		0.000		0.000		0.000	
100		#NAME?		16.5		22		27.5	
50		#NAME?		0.000		0.000		0.000	
0		#NAME?		0.000		0.000		0.000	
-50		#NAME?		0.000		0.000		0.000	
-100		#NAME?		0.000		0.000		0.000	
100		#NAME?		16.5		22		27.5	
50		#NAME?		0.000		0.000		0.000	
0		#NAME?		0.000		0.000		0.000	
-50		#NAME?		0.000		0.000		0.000	
-100		#NAME?		0.000		0.000		0.000	

PA DEPARTMENT OF ENVIRONMENTAL PROTECTION  
 QUICK\_DOMENICO.XLS  
 SPREADSHEET APPLICATION OF "AN ANALYTICAL MODEL FOR MULTIDIMENSIONAL TRANSPORT OF A DECAYING CONTAMINANT SPECIES"  
 P.A. Domenico (1987)  
 Modified to Include Retardation





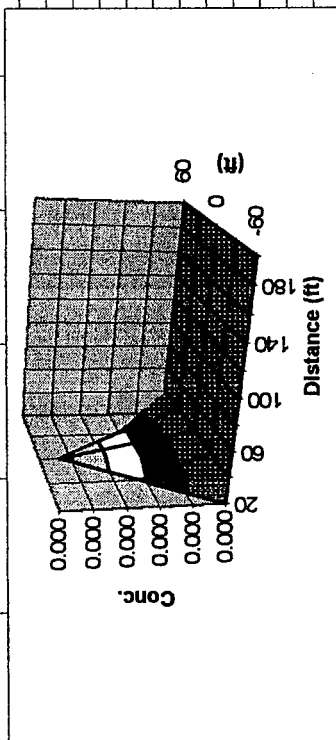
**TABLE 1  
SOIL QUALITY DATA  
SCHOLLER, INC.  
PHILADELPHIA, PA**

	<b>MW-4 2/23/98</b>
<b>Parameter</b>	
<b>Benzene</b>	120 µg/L
<b>Toluene</b>	55 µg/L
<b>Ethylbenzene</b>	22 µg/L
<b>Naphthalene</b>	230 µg/L
<b>Cumene</b>	3 µg/L
<b>Phenanthrene</b>	1,200 µg/L
<b>Chrysene</b>	340 µg/L
<b>Pyrene</b>	500 µg/L

**PHENANTHRENE**  
Maximum Concentration at MW-4 (2/23/98)

ADVECTIVE TRANSPORT WITH THREE DIMENSIONAL DISPERSION AND 1ST ORDER DECAY AND RETARDATION										
Project: Scholler, Inc.: RT #2043-08		Prepared by: J.W. Busanus		Contaminant: Phenanthrene						
Date: 9/13/00										
X		Y		Z		LAMBDA		SOURCE		
SOURCE	DISTANCE T/Ax	Ay	Az	WIDTH	SOURCE	THICKNESS				
CONC	LOCATION Q (ft)	(ft)	(ft)	(ft)	(ft)	(ft)				
(MG/L)	CONCERN (ft)	>=.001	day-1	(ft)	(ft)	(ft)				
1.2	500	4.8	0.5	0.001	60	5				
Hydraulic Cond	Hydraulic Gradient	Porosity	Soil Bulk Density	KOC	Frac. Org. Carb.	Retardation				
(ft/day)	(ft/ft)	(dec. frac.)	(g/cm <sup>3</sup> )		(R)	(ft/day)				
1.80E+01	0.002	0.2	1.8	38000	5.00E-03	1711	0.000105202			
y (ft)		z (ft)		Time (days)						
500	0	0	10950							
Projected Conc. at		10950 days								
at		0.000 mg/l								
AREAL CALCULATION MODEL DOMAIN										
Length (ft)		Width (ft)								
60	0.000	0.000	0.000	0.000	0.000	0.000	0.000	0.000	0.000	
30	0.000	0.000	0.000	0.000	0.000	0.000	0.000	0.000	0.000	
0	0.000	0.000	0.000	0.000	0.000	0.000	0.000	0.000	0.000	
-30	0.000	0.000	0.000	0.000	0.000	0.000	0.000	0.000	0.000	
-60	0.000	0.000	0.000	0.000	0.000	0.000	0.000	0.000	0.000	

PA DEPARTMENT  
OF ENVIRONMENTAL PROTECTION  
QUICK DOMENICO.XLS  
SPREADSHEET APPLICATION OF  
"AN ANALYTICAL MODEL FOR  
MULTIDIMENSIONAL TRANSPORT OF A  
DECAYING CONTAMINANT SPECIES"  
P.A. Domenico (1987)  
Modified to Include Retardation



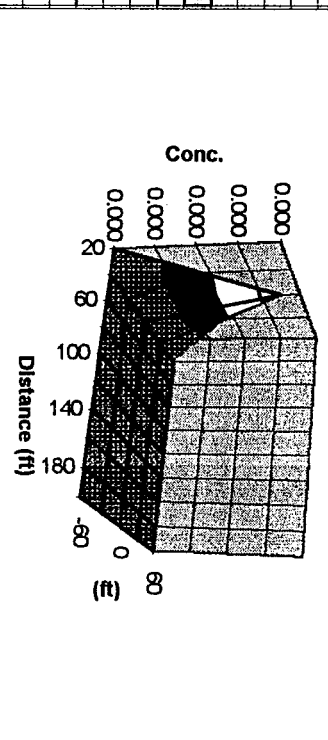
**PYRENE**  
Maximum Concentration at MW-4 (2/23/98)

**ADVECTIVE TRANSPORT WITH THREE DIMENSIONAL DISPERSION AND 1ST ORDER DECAY AND RETARDATION**

Project: Scholler, Inc.: RI #2043-08  
Date: 9/13/00 Prepared by: J.W. Busanus

Contaminant: Pyrene		X		Y		Z	
SOURCE CONC (MG/L)	DISTANCE TAX LOCATION Q (ft) CONCERN (ft)	Av (ft)	Az (ft)	LAMBDA SOURCE WIDTH (ft)	SOURCE THICKNESS (ft)	Retard- ation (R)	V (=K <sup>2</sup> /n <sup>2</sup> *R) (ft/day)
0.5	500 4.8	0.5	>=.001	day-1 0	90	3061	5.88043E-06
Hydraulic Cond (ft/day)	Hydraulic Gradient (ft/ft)	Porosity (dec. frac.)	Soil Bulk Density (g/cm <sup>3</sup> )	KOC	Frac. Org. Carb.		
1.80E+01	0.002	0.2	1.8	68000	5.00E-03		
Y(ft)	Z(ft)	Time (days)					
500	0	10950					
Projected Conc. at	10950 days	0	0				
at 0.000 mg/l							

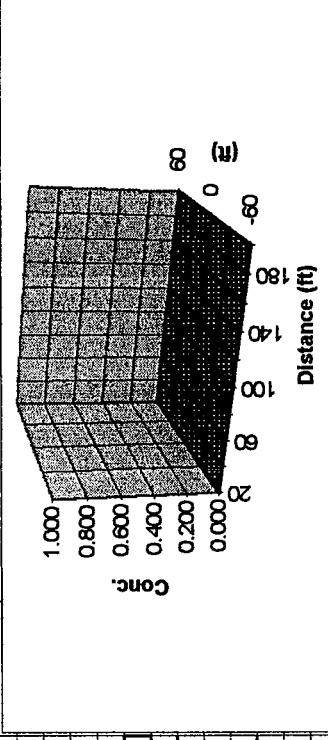
AREAL CALCULATION		DOMAIN	
MODEL Length (ft)	Width (ft)	200	60
60	20	0.000	0.000
30	0.000	0.000	0.000
0	0.000	0.000	0.000
-30	0.000	0.000	0.000
-60	0.000	0.000	0.000



PA DEPARTMENT  
OF ENVIRONMENTAL PROTECTION  
QUICK\_DOMENICO.XLS  
SPREADSHEET APPLICATION OF  
"AN ANALYTICAL MODEL FOR  
MULTIDIMENSIONAL TRANSPORT OF A  
DECAYING CONTAMINANT SPECIES"  
P.A. Domenico (1987)  
Modified to Include Retardation

**CHRYSENE**  
Maximum Concentration at MW-4 (2/23/98)

ADVECTIVE TRANSPORT WITH THREE DIMENSIONAL DISPERSION AND 1ST ORDER DECAY AND RETARDATION												
Project:		Scholler, Inc.: RT #2043-08										
Date:		9/13/00 Prepared by: J.W. Busanus										
Contaminant:		Chrysene										
X												
SOURCE	DISTANCE T (ft)	Az	LAMBDA	SOURCE	SOURCE						PA DEPARTMENT OF ENVIRONMENTAL PROTECTION QUICK_DOMENICO.XLS SPREADSHEET APPLICATION OF "AN ANALYTICAL MODEL FOR MULTIDIMENSIONAL TRANSPORT OF A DECAYING CONTAMINANT SPECIES" P. A. Domenico (1987) Modified to Include Retardation	
CONC	LOCATION Q (ft)	(ft)		WIDTH	THICKNESS							
(MGL)	CONCERN (ft)	>=.001	day-1	(ft)	(ft)							
0.34	500	4.8	0.5	0	60							
Hydraulic	Hydraulic	Soil Bulk	Frac.	Retard-								V
Cond	Gradient	Density	Org. Carb.	ation								(=K'/in*R)
(ft/day)	(ft/ft)	(dec. frac.)	(g/cm <sup>3</sup> )	(R)								(ft/day)
1.80E+01	0.002	0.2	1.8	490000	5.00E-03					22051	8.1629E-06	
y (ft)	z (ft)	Time										
500	0	0	10950									
Projected Conc. at	10950 days		0									
at	0.000 mg/l											
AREAL CALCULATION												
MODEL DOMAIN												
Length (ft)		200										
Width (ft)		60										
60	0.000	0.000	0.000	0.000	0.000	0.000	0.000	0.000	0.000	0.000	0.000	
30	0.000	0.000	0.000	0.000	0.000	0.000	0.000	0.000	0.000	0.000	0.000	
0	0.000	0.000	0.000	0.000	0.000	0.000	0.000	0.000	0.000	0.000	0.000	
-30	0.000	0.000	0.000	0.000	0.000	0.000	0.000	0.000	0.000	0.000	0.000	
-60	0.000	0.000	0.000	0.000	0.000	0.000	0.000	0.000	0.000	0.000	0.000	



**Appendix 6**

**NOTICE OF INTENT TO REMEDIATE (NIR)  
& PUBLIC NOTIFICATIONS**



COMMONWEALTH OF PENNSYLVANIA  
 DEPARTMENT OF ENVIRONMENTAL PROTECTION  
 BUREAU OF LAND RECYCLING AND WASTE MANAGEMENT

**NOTICE OF INTENT TO REMEDIATE**

Name Scholler, Inc.

Site Address 3320 Collins Avenue, Philadelphia, PA 19134

Municipality City of Philadelphia

County Philadelphia

Latitude 39 ° 59 ' 38.31 " Longitude 75 ° 06 ' 23.3"

How determined Camden, NJ-PA USGS Topographic Quadrangle Map (1984)

Identification Number \_\_\_\_\_

**Contaminated Media and Contaminants Present:** Use the appropriate cleanup standard abbreviation for each contaminant and media. The abbreviations are: Background - BKG, Statewide Health - SHS, Site Specific - SSS.

Contaminant	Soil	Groundwater	Surface Water
PCBs			
Lead			
Heavy Metals			
BTEX		SHS	
PHCs		SHS	
PAHs		SHS	
Solvents			
Pesticides			
Dioxin			

Sources of Contamination:  Industrial Process  Impoundment  Landfill  Contaminated Soil

Drums/Containers  Storage Tanks (not regulated by Act 32)  Waste Pile

Other \_\_\_\_\_

Are you requesting Special Industrial Area designation?  Yes  No

Are you requesting Non-Use Aquifer designation?  Yes  No

Have you received Non-Use Aquifer designation?  Yes  No

Anticipated Future Use:  Residential  Non-Residential

Anticipated Date of Submission of Plan or Final Report April 2001

Name of newspaper and date of publication of NIR Summary. Newspaper Philadelphia Daily News

Date of publication April, 2001

**Special Industrial Areas only:**

A. Identify Enterprise Zone (if applicable)

B. Ownership History (as required by 25 Pa Code §250.520(3))

Industrial Sites Reuse Program  Yes  No. If yes, name of applicant \_\_\_\_\_

**Proposed Remediation:**

**Remediation of the property has involved the removal of one 10,000 underground storage tank. No impacted soil was removed as the tank was beneath a building. Groundwater monitoring and risk assessment was utilized to demonstrate attainment of Act 2 standards.**

**Benefits of Future Use** (Job creation, environmental remediation, acres of brownfields made available for use, community improvement, municipal tax base increase, preserving greenfields, etc.):

Remediation of the property will allow for its continued commercial use. No plans currently exist for property redevelopment.

Property Owner Name Ougi Parro Address 2330 Collins Street, Philadelphia, PA 19134

Remediator Name Scholler, inc. Address 95 James Way, Suite 100, Southampton, PA 18966

If the NIR was completed by someone other than the owner, was a copy of the NIR provided to the owner?

Yes  No

Preparer of Notice of Intent to Remediate: **James Busanus/ Christopher Orzechowski**

Name Christopher Orzechowski Title Sernoir Hydrogeologist/Associate

Address RT Environmental Services, Inc. 215 W. Church Road, King of Prussia, PA 19406

Signature \_\_\_\_\_ Date 4/22/01 Telephone (610) 265-1510

Proof of Publication In The Philadelphia Inquirer  
Under Act. No 160, P.L. 877, July 9, 1976

STATE OF PENNSYLVANIA  
COUNTY OF PHILADELPHIA

Anna Dickerson being duly sworn, deposes and says that **The Philadelphia Inquirer** is a daily newspaper published at Broad and Callowhill Streets, Philadelphia County, Pennsylvania, which was established in the year 1829, since which date said daily newspaper has been regularly published and distributed in said County, and that a copy of the printed notice of publication is attached hereto exactly as the same was printed and published in the regular editions and issues of said daily newspaper on the following dates:

April 25, 2001

Affiant further deposes and says that he is an employee of the publisher of said newspaper and has been authorized to verify the foregoing statement and that he is not interested in the subject matter of the aforesaid notice of publication, and that all allegations in the foregoing statement as to time, place and character of publication are true.

Anna Dickerson

Sworn to and subscribed before me this 25<sup>th</sup> day of  
April, 2001.

Margaret C. Ruchalski  
Notary Public

My Commission Expires:

NOTARIAL SEAL  
Margaret C. Ruchalski, Notary Public  
City of Philadelphia, Phila. County  
My Commission Expires May 27, 2002

Copy of Notice of Publication

**NOTICE OF INTENT TO  
REMEDiate TO AN  
ENVIRONMENTAL  
STANDARD**  
Pursuant to the Land Recycling and Environmental Remediation Standards Act, the act of May 19, 1988, Act No. 1995-2, notice is hereby given that Scholer, Inc. has submitted to the Pennsylvania Department of Environmental Protection (PADEP) a Notice of Intent to Remediate (NIR) a site located at 3020 Collins Ave., Phila., Phila. County. This NIR states that the site was a former industrial facility. The site groundwater has been impacted with fuel oil compounds. Scholer has indicated that the proposed remedial measures will be natural attenuation. Groundwater will be remediated to Statewide Health Standards. The proposed future use will be commercial.



Proof of Publication In The Philadelphia Inquirer  
Under Act. No 160, P.L. 877, July 9, 1976

STATE OF PENNSYLVANIA  
COUNTY OF PHILADELPHIA

Anna Dickerson being duly sworn, deposes and says that **The Philadelphia Inquirer** is a daily newspaper published at Broad and Callowhill Streets, Philadelphia County, Pennsylvania, which was established in the year 1829, since which date said daily newspaper has been regularly published and distributed in said County, and that a copy of the printed notice of publication is attached hereto exactly as the same was printed and published in the regular editions and issues of said daily newspaper on the following dates:

April 25, 2001

Affiant further deposes and says that he is an employee of the publisher of said newspaper and has been authorized to verify the foregoing statement and that he is not interested in the subject matter of the aforesaid notice of publication, and that all allegations in the foregoing statement as to time, place and character of publication are true.

Anna Dickerson

Sworn to and subscribed before me this 25<sup>th</sup> day of  
April, 2001.

Margaret C. Ruchalski  
Notary Public

My Commission Expires:

NOTARIAL SEAL  
Margaret C. Ruchalski, Notary Public  
City of Philadelphia, Phila. County  
My Commission Expires May 27, 2002

Copy of Notice of Publication

**NOTICE OF INTENT TO  
REMEDiate TO AN  
ENVIRONMENTAL  
STANDARD**  
Pursuant to the Land Recycling and Environmental Remediation Standards Act, the Act of May 19, 1995, Act No. 1995-2, notice is hereby given that Scholler, Inc. has submitted to the Pennsylvania Department of Environmental Protection (PADEP) a Notice of Intent to Remediate (NIR) a site located at 3320 Collins Ave., Phila., Phila. County. This NIR states that the site was a former industrial facility. The site groundwater has been impacted with fuel oil compounds. Scholler has indicated that the proposed remedial measures will be natural attenuation. Groundwater will be remediated to Statewide Health Standards. The proposed future use will be commercial.

April 20, 2001

**CERTIFIED MAIL**

Mr. Richard Zippen, Chief of Environmental Engineering  
Philadelphia Health Department  
321 University Avenue  
Philadelphia, PA 19104  
(215) 685-7343/Fax (215) 685-9080

**RE: NOTICE OF INTENT TO REMEDIATE - REVISED  
SCHOLLER, INC., 3320 COLLINS AVENUE, PHILADELPHIA  
RT PROJECT 2043-07**

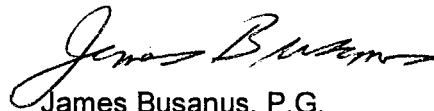
Dear Mr. Zippen:

The Land Recycling and Remediation Standards Act (Act 2) requires that a Notice of Intent to Remediate (NIR) a site be provided to the municipality in which the site is located. In accordance with this provision of Act 2, we are formally notifying you of Scholler, Inc's. intent to remediate the subject site. A copy of a revised NIR, which has been sent to the Pennsylvania Department on Environmental Protection (PADEP), is enclosed. The notice will also be published in the Pennsylvania Bulletin, and a summary on the notice will be placed in The Philadelphia Inquirer.

Please feel free to contact me or Chris Orzechowski if you have any questions of comments regarding the proposed remediation.

Sincerely,

**RT ENVIRONMENTAL SERVICES, INC.**



James Busanus, P.G.  
Senior Hydrogeologist

Enclosure

cc: G. Brown - RT

F:\RT Projects\2000 series\2043-07\CityNotif.wpd





COMMONWEALTH OF PENNSYLVANIA  
DEPARTMENT OF ENVIRONMENTAL PROTECTION  
BUREAU OF LAND RECYCLING AND WASTE MANAGEMENT

## NOTICE OF INTENT TO REMEDIATE

Name Scholler, Inc.

Site Address 3320 Collins Avenue, Philadelphia, PA 19134

Municipality City of Philadelphia

County Philadelphia

Latitude 39 ° 59 ' 38.31 " Longitude 75 ° 06 ' 23.3"

How determined Camden, NJ-PA USGS Topographic Quadrangle Map (1984)

Identification Number \_\_\_\_\_

**Contaminated Media and Contaminants Present:** Use the appropriate cleanup standard abbreviation for each contaminant and media. The abbreviations are: Background - BKG, Statewide Health - SHS, Site Specific - SSS.

Contaminant	Soil	Groundwater	Surface Water
PCBs			
Lead			
Heavy Metals			
BTEX		SHS	
PHCs		SHS	
PAHs		SHS	
Solvents			
Pesticides			
Dioxin			

Sources of Contamination:  Industrial Process  Impoundment  Landfill  Contaminated Soil

Drums/Containers  Storage Tanks (not regulated by Act 32)  Waste Pile

Other \_\_\_\_\_

Are you requesting Special Industrial Area designation?  Yes  No

Are you requesting Non-Use Aquifer designation?  Yes  No

Have you received Non-Use Aquifer designation?  Yes  No

Anticipated Future Use:  Residential  Non-Residential

Anticipated Date of Submission of Plan or Final Report April 2001

Name of newspaper and date of publication of NIR Summary. Newspaper Philadelphia Daily News

Date of publication April, 2001

**Special Industrial Areas only:**

A. Identify Enterprise Zone (if applicable)

B. Ownership History (as required by 25 Pa Code §250.520(3))

Industrial Sites Reuse Program  Yes  No. If yes, name of applicant \_\_\_\_\_

**Proposed Remediation:**

**Remediation of the property has involved the removal of one 10,000 underground storage tank. No impacted soil was removed as the tank was beneath a building. Groundwater monitoring and risk assessment was utilized to demonstrate attainment of Act 2 standards.**

**Benefits of Future Use** (Job creation, environmental remediation, acres of brownfields made available for use, community improvement, municipal tax base increase, preserving greenfields, etc.):

Remediation of the property will allow for its continued commercial use. No plans currently exist for property redevelopment.

Property Owner Name Ougi Parro Address 2330 Collins Street, Philadelphia, PA 19134

Remediator Name Scholler, inc. Address 95 James Way, Suite 100, Southampton, PA 18966

If the NIR was completed by someone other than the owner, was a copy of the NIR provided to the owner?

Yes  No

**Preparer of Notice of Intent to Remediate: James Busanus/ Christopher Orzechowski**

Name Christopher Orzechowski Title Sernoir Hydrogeologist/Associate

Address RT Environmental Services, Inc. 215 W. Church Road, King of Prussia, PA 19406

Signature \_\_\_\_\_ Date 4/22/01 Telephone (610) 265-1510

**CERTIFIED MAIL**

April 20, 2001

Mr. Walter Payne  
Pennsylvania Department of Environmental Protection  
Land Recycling and Cleanup Program  
Lee Park, Suite 6010  
555 North Lane  
Conshohocken, PA 19428-2233

**RE: NOTICE OF INTENT TO REMEDIATE - REVISED  
SCHOLLER, INC., 3320 COLLINS AVENUE, PHILADELPHIA, PA  
PADEP #1-51-0-27331  
RT PROJECT #2043-07**


Dear Mr. Payne:

In accordance with the Land Recycling and Environmental Remediation Standards Act ("Act 2"), enclosed are two copies of the Notice of Intent to Remediate ("NIR") the subject property.

Proof of publication and certified mail receipt documentation of our public and municipal notification will be forwarded to you shortly.

Please call me with any questions.

Sincerely,

  
James Busanus  
Senior Hydrogeologist

**RT ENVIRONMENTAL SERVICES, INC.**





COMMONWEALTH OF PENNSYLVANIA  
DEPARTMENT OF ENVIRONMENTAL PROTECTION  
BUREAU OF LAND RECYCLING AND WASTE MANAGEMENT

## NOTICE OF INTENT TO REMEDIATE

Name Scholler, Inc.

Site Address 3320 Collins Avenue, Philadelphia, PA 19134

Municipality City of Philadelphia

County Philadelphia

Latitude 39 ° 59 ' 38.31 "

Longitude 75 ° 06 ' 23.3 "

How determined Camden, NJ-PA USGS Topographic Quadrangle Map (1984)

Identification Number \_\_\_\_\_

**Contaminated Media and Contaminants Present:** Use the appropriate cleanup standard abbreviation for each contaminant and media. The abbreviations are: Background - BKG, Statewide Health - SHS, Site Specific - SSS.

Contaminant	Soil	Groundwater	Surface Water
PCBs			
Lead			
Heavy Metals			
BTEX		SHS	
PHCs		SHS	
PAHs		SHS	
Solvents			
Pesticides			
Dioxin			

Sources of Contamination:  Industrial Process  Impoundment  Landfill  Contaminated Soil

Drums/Containers  Storage Tanks (not regulated by Act 32)  Waste Pile

Other \_\_\_\_\_

Are you requesting Special Industrial Area designation?  Yes  No

Are you requesting Non-Use Aquifer designation?  Yes  No

Have you received Non-Use Aquifer designation?  Yes  No

Anticipated Future Use:  Residential  Non-Residential

Anticipated Date of Submission of Plan or Final Report April 2001

Name of newspaper and date of publication of NIR Summary. Newspaper Philadelphia Daily News

Date of publication April , 2001

**Special Industrial Areas only:**

A. Identify Enterprise Zone (if applicable)

B. Ownership History (as required by 25 Pa Code §250.520(3))

Industrial Sites Reuse Program  Yes  No. If yes, name of applicant \_\_\_\_\_

**Proposed Remediation:**

**Remediation of the property has involved the removal of one 10,000 underground storage tank. No impacted soil was removed as the tank was beneath a building. Groundwater monitoring and risk assessment was utilized to demonstrate attainment of Act 2 standards.**

**Benefits of Future Use** (Job creation, environmental remediation, acres of brownfields made available for use, community improvement, municipal tax base increase, preserving greenfields, etc.):

Remediation of the property will allow for its continued commercial use. No plans currently exist for property redevelopment.

Property Owner Name Ougi Parro Address 2330 Collins Street, Philadelphia, PA 19134

Remediator Name Scholler, inc. Address 95 James Way, Suite 100, Southampton, PA 18966

If the NIR was completed by someone other than the owner, was a copy of the NIR provided to the owner?

Yes  No

**Preparer of Notice of Intent to Remediate: James Busanus/ Christopher Orzechowski**

Name Christopher Orzechowski Title Sernoir Hydrogeologist/Associate

Address RT Environmental Services, Inc. 215 W. Church Road, King of Prussia, PA 19406

Signature \_\_\_\_\_ Date 4/22/01 Telephone (610) 265-1510



COMMONWEALTH OF PENNSYLVANIA  
 DEPARTMENT OF ENVIRONMENTAL PROTECTION  
 BUREAU OF LAND RECYCLING AND WASTE MANAGEMENT

**NOTICE OF INTENT TO REMEDIATE**

Name Scholler, Inc.

Site Address 3320 Collins Avenue, Philadelphia, PA 19134

Municipality City of Philadelphia

County Philadelphia

Latitude 39 ° 59 ' 38.31 "

Longitude 75 ° 06 ' 23.3 "

How determined Camden, NJ-PA USGS Topographic Quadrangle Map (1984)

Identification Number \_\_\_\_\_

**Contaminated Media and Contaminants Present:** Use the appropriate cleanup standard abbreviation for each contaminant and media. The abbreviations are: Background - BKG, Statewide Health - SHS, Site Specific - SSS.

Contaminant	Soil	Groundwater	Surface Water
PCBs			
Lead			
Heavy Metals			
BTEX		SHS	
PHCs		SHS	
PAHs		SHS	
Solvents			
Pesticides			
Dioxin			

Sources of Contamination:  Industrial Process  Impoundment  Landfill  Contaminated Soil

Drums/Containers  Storage Tanks (not regulated by Act 32)  Waste Pile

Other \_\_\_\_\_

Are you requesting Special Industrial Area designation?  Yes  No

Are you requesting Non-Use Aquifer designation?  Yes  No

Have you received Non-Use Aquifer designation?  Yes  No

Anticipated Future Use:  Residential  Non-Residential

Anticipated Date of Submission of Plan or Final Report April 2001

Name of newspaper and date of publication of NIR Summary. Newspaper Philadelphia Daily News

Date of publication April , 2001



**Special Industrial Areas only:**

A. Identify Enterprise Zone (if applicable)

B. Ownership History (as required by 25 Pa Code §250.520(3))

Industrial Sites Reuse Program  Yes  No. If yes, name of applicant \_\_\_\_\_

**Proposed Remediation:**

Remediation of the property has involved the removal of one 10,000 underground storage tank. No impacted soil was removed as the tank was beneath a building. Groundwater monitoring and risk assessment was utilized to demonstrate attainment of Act 2 standards.

**Benefits of Future Use** (Job creation, environmental remediation, acres of brownfields made available for use, community improvement, municipal tax base increase, preserving greenfields, etc.):

Remediation of the property will allow for its continued commercial use. No plans currently exist for property redevelopment.

Property Owner Name Ougi Parro Address 2330 Collins Street, Philadelphia, PA 19134

Remediator Name Scholler, inc. Address 95 James Way, Suite 100, Southampton, PA 18966

If the NIR was completed by someone other than the owner, was a copy of the NIR provided to the owner?

Yes  No

Preparer of Notice of Intent to Remediate: **James Busanus/ Christopher Orzechowski**

Name Christopher Orzechowski Title Sernoir Hydrogeologist/Associate

Address RT Environmental Services, Inc. 215 W. Church Road, King of Prussia, PA 19406

Signature \_\_\_\_\_ Date 4/22/01 Telephone (610) 265-1510

**APPENDIX H**  
**PADEP CORRESPONDANCE**



pennsylvania

DEPARTMENT OF ENVIRONMENTAL  
PROTECTION

August 21, 2019

Arawak Holding Corp.  
3320 Collins Street  
Philadelphia, PA 19134-0000

Re: Environmental Covenant Notice  
Scholler Inc.  
eFACTS PF No. 619406  
3320 Collins Street  
City of Philadelphia  
Philadelphia County

Dear Sir or Madam,

The Department of Environmental Protection (DEP) recently reviewed our records for the above-referenced property. We determined that a voluntary cleanup of environmental contamination was completed in accordance with Pennsylvania's Land Recycling and Environmental Remediation Standards Act (Act 2 of 1995). DEP approved the Act 2 final report on October 28<sup>th</sup>, 2002, and we have enclosed a copy of that approval. Available records identify you as the current owner of the property.


DEP's records review found that the final report approval was based upon the property owner's implementation of the following activity and use limitations: (1) any concrete, asphalt or pavement surfaces used to cap contamination must be preserved, (2) groundwater use is prohibited, and (3) the property shall be used solely for nonresidential purposes. These restrictions must be maintained to protect human health and to preserve the cleanup liability relief granted by Act 2. The Act 2 approval required the owner to record a notice on the deed documenting the activity and use limitations. However, DEP has not located documentation of the deed notice in our files or at the county Recorder of Deeds.

The Uniform Environmental Covenants Act (UECA, Act 68 of 2007) and accompanying regulations provide a standardized process for creating, documenting and assuring the enforceability of activity and use limitations on contaminated properties involving most remedies used to achieve Act 2 standards. Properties with Act 2 cleanups predating UECA that relied on activity and use limitations are required to have deed instruments converted to environmental covenants. Further information about the Uniform Environmental Covenants Act may be found on the DEP web site at [www.dep.pa.gov](http://www.dep.pa.gov) using the search term "UECA".

The purpose of this letter is to inform you that the property lacks the required deed notice and ask you to correct this omission with an environmental covenant. We request that you provide a draft environmental covenant that includes all activity and use limitations required by the Act 2 final report approval for the property within 90 days.

Thank you for your cooperation in working with DEP to resolve this issue. If you have any questions or need further information regarding this matter, please contact me at [cdbrown@pa.gov](mailto:cdbrown@pa.gov) or by telephone at 484.250.5792.

Sincerely,



C. David Brown  
Professional Geologist Manager  
Environmental Cleanup and Brownfields

Enclosure: Act 2 final report approval

cc: Philadelphia Health Department  
Regional File  
Re 30 (TDB19) 233

**NOTICE OF INTENT TO REMEDIATE**



RECEIVED  
SEP 23 2019

BT: .....

September 18, 2019

Mr. David Goldstein  
Follow Through Capital  
20 Conshohocken State Road, Apt. 312  
Bala Cynwyd, PA 19004

Re: Receipt of Notice of Intent to Remediate  
Site-Specific Standard/Statewide Health Standard  
Scholler Inc. Property  
3320 Collins Street  
eFACTS PF No. 836850  
City of Philadelphia  
Philadelphia County

Dear Mr. Goldstein:

This letter acknowledges receipt of your Notice of Intent to Remediate (NIR) on September 12, 2019, pertaining to the subject property and submitted in accordance with the Land Recycling and Environmental Remediation Standards Act (Act 2). The procedures set forth in Act 2 must be followed in order for this site to qualify for the liability protection provided by the Act. The Department of Environmental Protection (DEP) will not accept plans and reports until after the 30-day comment period following submission of the NIR ends.

The 30-day comment period following submission of the NIR allows the municipality the opportunity to request to be involved in the development of remediation and reuse plans for the property. If the municipality requests a public involvement plan, any comments and responses must be included in any subsequent Site-Specific Standard reports. Remedial investigation reports, risk assessment reports, cleanup plans, and final reports submitted to DEP under the site-specific standard need to be accompanied by the required fees and documentation verifying compliance with the public notification requirements.

Additional technical and program information can be found at [www.dep.pa.gov](http://www.dep.pa.gov) (Business>Land>Land Recycling). Also, please refer to the Land Recycling checklists which are helpful in assuring reports are complete before submittal. DEP uses the checklists to perform administrative and technical completeness reviews when plans and/or reports are submitted. It is strongly encouraged to include the appropriate completed checklist with your Final Report submission. Land Recycling checklists can also be found at the website under 'Forms, Checklists & Notifications' link.

Please refer to the Standard Attachment for considerations of other programs which may be applicable to this property.

Lauren Mapleton is the project officer assigned to your project and will be working with you towards the remediation of this property. Frequent contact is encouraged between your representatives and our staff. If you have any questions or need further clarifications of our procedures, please contact the project officer by email at [lmapleton@pa.gov](mailto:lmapleton@pa.gov) or by telephone at 484.250.5783.

Sincerely,



C. David Brown, P.G.  
Professional Geologist Manager  
Environmental Cleanup and Brownfields

Enclosure: Standard Attachment

cc: City of Philadelphia  
Philadelphia Department of Health  
Mr. Parro  
Mr. Lydzinski, PG (RT Environmental Services Inc.)  
Ms. Mapleton  
Ms. Bass  
Re 30 (cb19ecb) 262.9

September 12, 2019

Ms. Charline Bass  
Pennsylvania Department of Environmental Protection  
Southeast Regional Office  
2 East Main Street  
Norristown, PA 19401

**RE: SUBMITTAL OF A NOTICE OF INTENT TO REMEDIATE  
FOLLOW THROUGH CAPITAL  
FORMER SCHOLLER, INC. PROPERTY  
3320 COLLINS STREET  
PHILADELPHIA, PENNSYLVANIA  
RT PROJECT #2043-20**

Dear Ms. Bass:

RT Environmental Services, Inc., on behalf of Follow Through Capital (Remediator), is submitting this Notice of Intent to Remediate (NIR) for the above-referenced site.

The required NIR summary newspaper publication and municipal notifications are attached along with a copy of the NIR form. A copy of the notification letter and certified mail receipt are included.

We look forward to working you and your staff on this Land Recycling project.

Sincerely,

**RT ENVIRONMENTAL SERVICES, INC.**



John C. Lydzinski, P.G.  
Geologist

cc: D. Goldstein – Follow Through Capital

H:\RT Projects\2400 SERIES\2043-20\NIR\NIRPADEP.doc





## NOTICE OF INTENT TO REMEDIATE

Act 1995-2 requires four general information items to be included in the NIR: the general location, listing of contaminants, intended use of property, and proposed remediation measures. In addition, indicate the standard(s) to be obtained (if known) and attach a scaled site map (if available).

Property Name 3320 Collins Street Property

Former Name(s) / AKA Scholler, Inc.

Address / Location 3320 Collins Street

City Philadelphia Zip Code 19134

Municipality(s) City of Philadelphia County(ies) Philadelphia

Latitude 39 ° (deg). 59 ' (min) 38.31 " (sec) Longitude 75 ° (deg). 06 ' (min) 23.3 " (sec)

Horizontal Collection Method \_\_\_\_\_

Horizontal Reference Datum NAD 83 Reference Point Approximate Center of Property

Wish to participate in the DEP/EPA MOA. Contact the Land Recycling Program Manager at [landrecycling@pa.gov](mailto:landrecycling@pa.gov) for details.

EPA ID#, if known \_\_\_\_\_

DEP ID#(s), if known 1-51-0-27331

(i.e., eFACTS site ID#, storage tank facility ID#, water quality permit #, watershed permit, air quality permit #, etc.)

Date Release Occurred (if known) Historic

Provide a brief description of the site contamination in plain language (e.g. fuel oil spill, historical chemical industrial area contamination), the names of any know primary contaminants to be addressed, and the intended future use of the property.

Tetrachloroethene (PCE) and Trichloroethene (TCE) were recently detected in soil as determined through a site characterization boring drilled on 10/2/2018. TCE was also detected in a deep groundwater monitoring well although the concentrations were below the non-used aquifer standard. The Site was approved as a non-use aquifer as part of the historic Act 2 work (Facility ID # 1-51-0-27331). Remediation will consist of excavation and disposal of the subsurface soil contamination. The property will be redeveloped for residential use. The remediator will demonstrate the attainment of the residential Statewide Health standard and Site Specific standard for soil and groundwater.

Provide a general description of proposed remediation measures.

Remedial action will consist of pathway elimination along with the removal of approximately 10-cubic yards of soil impacted with chlorinated solvents. The Site was historically remediated through the Act 2 Program for releases associated with a petroleum UST. The Site demonstrated attainment of the Site Specific non-residential standard for this release (Facility ID # 1-51-0-27331). During the investigation, chlorinated solvents were identified in groundwater which were not addressed at that time. Further characterization work was completed in 2018 related to the chlorinated solvent release.

Remediation Standard(s) planned (if known at this time):

- |  |  |   |
|--|--|---|
| <input type="checkbox"/> Unknown at this time  | <input type="checkbox"/> Soil            | <input type="checkbox"/> Groundwater            |
| <input type="checkbox"/> Background Contaminants:  | <input type="checkbox"/> Soil            | <input type="checkbox"/> Groundwater            |
| <input checked="" type="checkbox"/> Statewide Health - Residential   | <input checked="" type="checkbox"/> Soil | <input checked="" type="checkbox"/> Groundwater |
| Contaminants: Benzene, Ethylbenzene, Cumene, MTBE, Naphthlene, Toluene, 1,2,4,-Trimethylbenzene, 1,3,5-Trimethylbenzene, 1,1-Dichloroethene, trans-1,2-Dichloroethene, cis-1,2-Dichloroethane, 1,1,1-Trichloroethane, Trichloroethene (TCE), Tetrachloroethene (PCE), and Vinyl Chloride |  |   |
| <input type="checkbox"/> Statewide Health – Non-Residential  | <input type="checkbox"/> Soil            | <input type="checkbox"/> Groundwater            |
| Contaminants:  |  |   |
| <input checked="" type="checkbox"/> Site Specific  | <input checked="" type="checkbox"/> Soil | <input checked="" type="checkbox"/> Groundwater |
| Contaminants: Benzene, Ethylbenzene, Cumene, MTBE, Naphthlene, Toluene, 1,2,4,-Trimethylbenzene, 1,3,5-Trimethylbenzene, 1,1-Dichloroethene, trans-1,2-Dichloroethene, cis-1,2-Dichloroethane, 1,1,1-Trichloroethane, Trichloroethene (TCE), Tetrachloroethene (PCE), and Vinyl Chloride |  |   |
| <input type="checkbox"/> Special Industrial Area*  | <input type="checkbox"/> Soil            | <input type="checkbox"/> Groundwater            |
| Contaminants:  |  |   |

\*NOTE: Specific standard or Special Industrial Area require a 30-day municipal comment period

Remediator / Property Owner / Consultant. Complete the form below for each recipient obtaining a release of liability upon approval of the final report. Attach additional sheets as necessary.

<b>Remediator</b>		
Contact Person/Title <u>Mr. David Goldstein</u>	eFACTS Client ID* _____	
Relationship to Site <u>Remediator</u> (e.g. owner, remediator, participant in cleanup, consultant, etc.)	Client Type* _____	
Phone Number <u>215-771-2000</u>	Email Address <u>david@followthroughcapital.com</u>	
Company Name <u>Follow Through Capital</u>	EIN or Federal ID # _____	
Address (street, city, state, zip) <u>20 Conshohocken State Road Apt. 312 Bala Cynwyd, PA 19004</u>		

<b>Property Owner</b>		
Contact Person/Title <u>Mr. Oji Parro</u>	eFACTS Client ID* _____	
Relationship to Site <u>Owner</u> (e.g. owner, remediator, participant in cleanup, consultant, etc.)	Client Type* _____	
Phone Number <u>215-327-8620</u>	Email Address <u>thegallerieisada@gmail.com</u>	
Company Name _____	EIN or Federal ID # _____	
Address (street, city, state, zip) <u>2330 Collins Street Philadelphia, PA 19134</u>		

<b>Consultant</b>		
Contact Person/Title <u>John C. Lydzinski, P.G.</u>	eFACTS Client ID* _____	
Relationship to Site <u>Consultant</u> (e.g. owner, remediator, participant in cleanup, consultant, etc.)	Client Type* _____	
Phone Number <u>610-265-1510 ext. 211</u>	Email Address <u>jlydzinski@rtenv.com</u>	
Company Name <u>RT Environmental Services, Inc.</u>	EIN or Federal ID # _____	
Address (street, city, state, zip) <u>215 West Church Road King of Prussia, PA 19406-3207</u>		

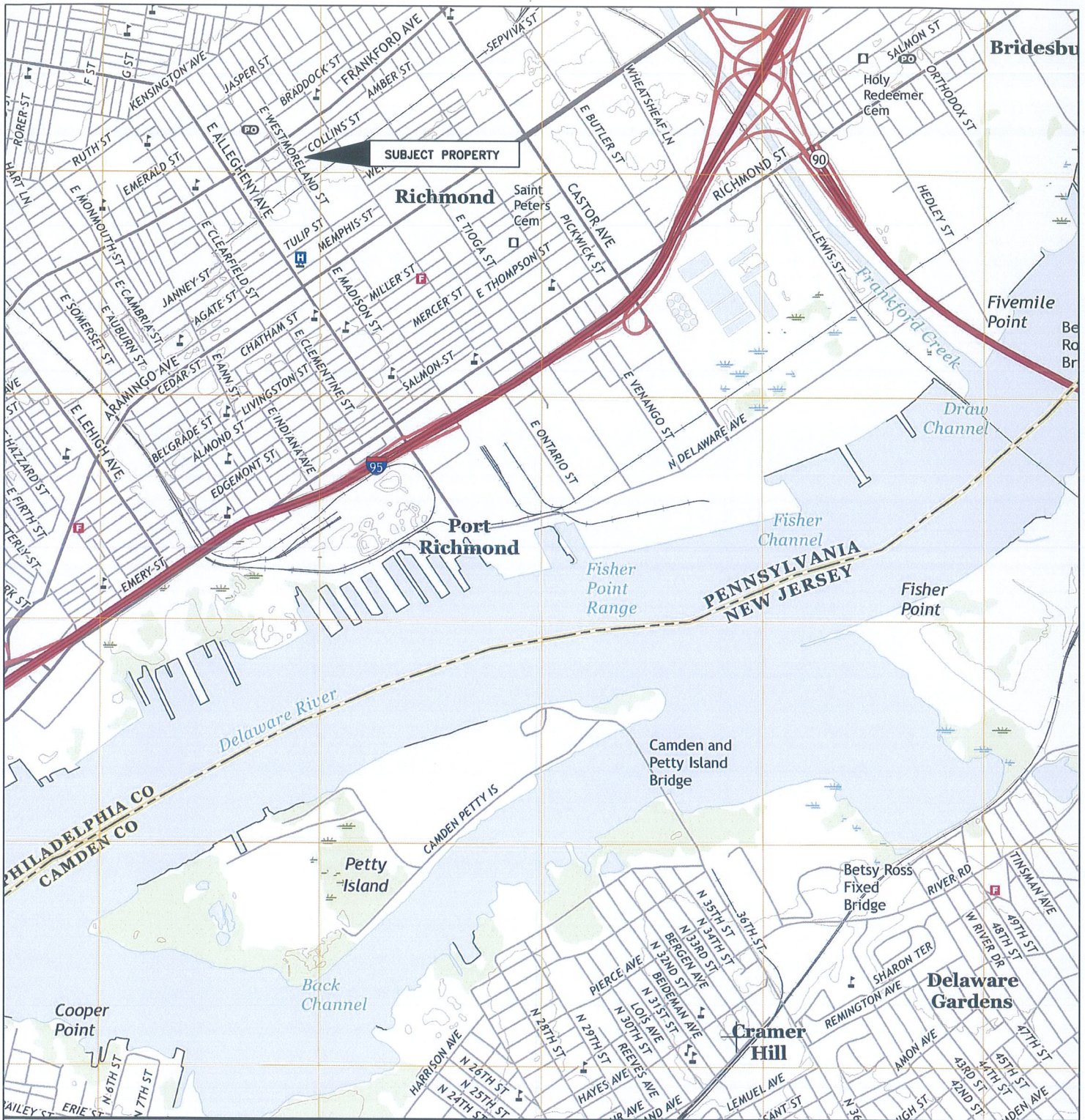
\*Include eFACTS Client ID (if known) – “Client Types” below:

- |                          |                               |                     |
|--------------------------|-------------------------------|---------------------|
| Association/Organization | Limited Liability company     | Partnership-General |
| Authority                | Limited Liability Partnership | Partnership-Limited |
| County                   | Municipality                  | School District     |
| Estate/Trust             | Non-Pennsylvania Government   | Sole Proprietorship |
| Federal Agency           | Other (Non-Government)        | State Agency        |
| Individual               | Pennsylvania Corporation      |                     |

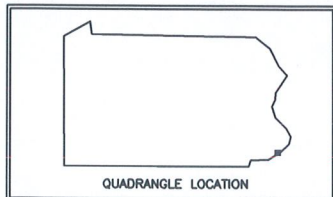

**Preparer of Notice of Intent to Remediate**

Name <u>John C. Lydzinski, P.G.</u>	Title <u>Associate</u>
Phone Number <u>610-265-1510 ext. 211</u>	Email Address <u>jlydzinski@rtenv.com</u>

Company Name RT Environmental Services, Inc. eFACTS Client ID \_\_\_\_\_  
Address (street, city, state, zip) 215 West Church Road King of Prussia, PA 19406-3207



SOURCE: USGS 7.5 MINUTE TOPOGRAPHIC QUADRANGLE  
 CAMDEN, NJ-PA  
 CONTOUR INTERVAL 10 FEET  
 SCALE (feet)



**RT Environmental Services, Inc.**  
 215 West Church Road  
 King of Prussia, PA 19406

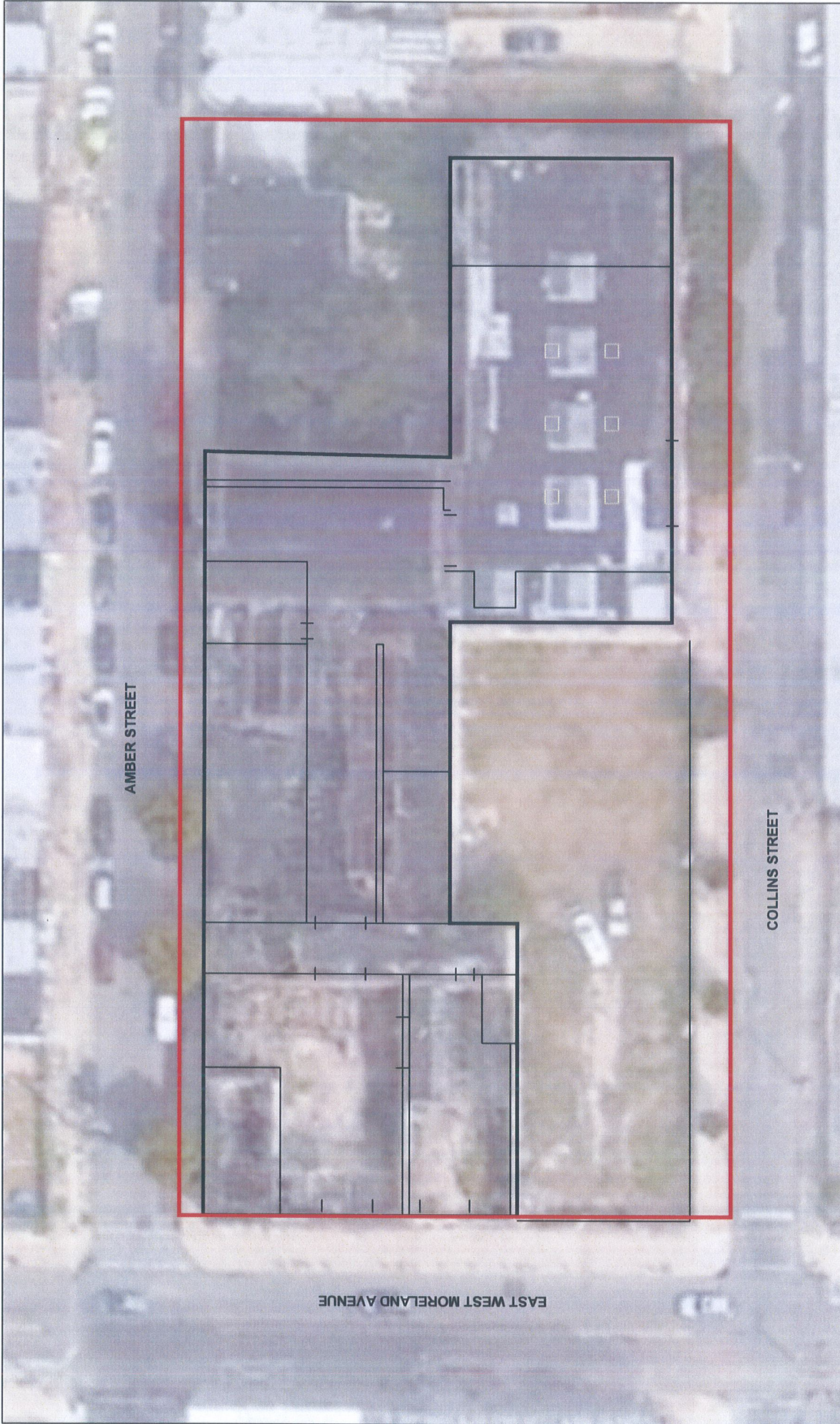
**FIGURE 1**  
**SITE LOCATION MAP**


3320 COLLINS STREET, PHILADELPHIA, PA

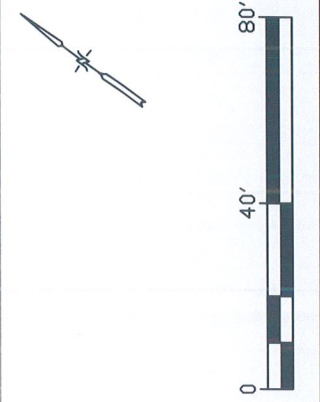
Prepared For:

FOLLOW THROUGH CAPITAL  
 20 CONSHOHOCKEN ROAD, APT 312  
 CONSHOHOCKEN, PA

CHARGE	2043-20	AUTOCAD FILE	ENGINEER	DESIGNER	DRAFTSPERSON	VL
SCALE	1" = 2000'	DRAWING NUMBER		REVISION		
DATE	4/4/19	y:\rt projects\2000 series\2043-20\figures\figures.dwg				



 RT Environmental Services, Inc. 215 West Church Road King of Prussia, PA 19406	
<b>FIGURE 2</b> <b>AERIAL SITE MAP</b>	
Prepared For: <b>FOLLOW THROUGH CAPITAL</b> 20 CONSHOCKEN ROAD, APT 312 CONSHOCKEN, PA	
OWNER: 2043-20	APPROVAL FILE NUMBER:
SCALE: 1" = 40'	DATE: 4/4/19
	DRAWN BY:
	CHECKED BY:
	DATE:



**LEGEND**

— ACT 2 SITE BOUNDARY

# Philadelphia Weekly Holdings, Inc.

**Publication:**

Philadelphia Weekly  
1520 Locust St.- Suite 501  
Philadelphia, PA 19102

**John C. Lydzinski, P.G.**  
RT Environmental Services, Inc.  
215 W. Church Road  
King of Prussia, PA 19406-3207

This is to certify that the following Legal Notice:

**NOTICE OF INTENT TO REMEDIATE**

***Pursuant to the Land Recycling and Environmental Remediation Standards Act, the act of May 29, 1995, P.L. 4, No. 1995-2, notice is hereby given that Follow Through Capital (the remediator) has submitted a Notice of Intent to Remediate to the Pennsylvania Department of Environmental Protection, Southeast Regional Office, for a site located at 3320 Collins Street, Philadelphia (the Site). The Remediator has indicated that the proposed remediation measures will be soil removal and pathway elimination and will result in the attainment of the residential Statewide Health and Site Specific Standard for soil and groundwater established under the Land Recycling and Environmental Remediation Standards Act. The future use of the site will be for residential use. Follow Through Capital plans to use the site-specific standard at the site. The Act provides for a 30-day public comment period for site-specific standard remediation. The 30-day comment period is initiated with the publication of this notice. Until September 29, 2019 the City of Philadelphia may submit a request to Follow Through Capital to be involved in the development of the remediation and reuse plans for the site. The City of Philadelphia may also submit a request to Follow Through Capital during this 30-day comment period to develop and implement a public involvement plan. Copies of these requests and of any comments should also be submitted to the Department of Environmental Protection- Southeast Regional Office, care of Mr. Ragesh Patel, located at 2 East Main Street, Norristown, PA 19401. This notice is made under the provision of the Land Recycling and Environmental Remediation Standards Act, the Act of May 19, 1995, P.L. #4, No. 2.***

Was published in the August 29th, 2019 issue of Philadelphia Weekly  
A copy of the publication and ad are attached.



Daniel Tangi, Account Manager, Philadelphia Weekly

8/29/19

Date

**NOTICE OF INTENT TO REMEDIATE**

Pursuant to the Land Recycling and Environmental Remediation Standards Act, the act of May 29, 1995, P.L. 4, No. 1995-2, notice is hereby given that Follow Through Capital (the remediator) has submitted a Notice of Intent to Remediate to the Pennsylvania Department of Environmental Protection, Southeast Regional Office, for a site located at 3320 Collins Street, Philadelphia (the Site). The Remediator has indicated that the proposed remediation measures will be soil removal and pathway elimination and will result in the attainment of the residential Statewide Health and Site Specific Standard for soil and groundwater established under the Land Recycling and Environmental Remediation Standards Act. The future use of the site will be for residential use. Follow Through Capital plans to use the site-specific standard at the site. The Act provides for a 30-day public comment period for site-specific standard remediation. The 30-day comment period is initiated with the publication of this notice. Until September 29, 2019 the City of Philadelphia may submit a request to Follow Through Capital to be involved in the development of the remediation and reuse plans for the site. The City of Philadelphia may also submit a request to Follow Through Capital during this 30-day comment period to develop and implement a public involvement plan. Copies of these requests and of any comments should also be submitted to the Department of Environmental Protection- Southeast Regional Office, care of Mr. Ragesh Patel, located at 2 East Main Street, Norristown, PA 19401. This notice is made under the provision of the Land Recycling and Environmental Remediation Standards Act, the Act of May 19, 1995, P.L. #4, No. 2.

**VIA CERTIFIED MAIL – 7012 1010 0002 3230 1478  
Return Receipt Requested**

August 27, 2019

Ms. Caroline Johnson, MD  
Deputy Health Commissioner  
Philadelphia Department of Public Health  
Environmental Engineering Section  
321 University Avenue  
Philadelphia, PA 19104  
(215) 685-7343 / Fax: (215) 382-1210

**RE: NOTICE OF SUBMITTAL OF NOTICE OF INTENT TO REMEDIATE  
FORMER SCHOLLER, INC. PROPERTY  
3320 COLLINS STREET, PHILADELPHIA, PENNSYLVANIA  
RT PROJECT #2043-20**

Dear Ms. Johnson:

Follow Through Capital (the remediator) of the above-reference property (the "Site"), has retained RT Environmental Services, Inc. (RT) to assist in taking the Site through the Pennsylvania Land Recycling and Environmental Remediation Standards Act ("Act 2") remediation program. Pursuant to the requirements of Act 2, we are writing to provide formal notice to the City of Philadelphia (the "City") that the remediator has submitted a Notice of Intent to Remediate to the Pennsylvania Department of Environmental Protection, Southeast Regional Office, to demonstrate attainment of a residential Statewide Health and Site-specific Standard for the site located at 3320 Collins Street, Philadelphia PA. The remediator has indicated that the remediation measures taken will attain compliance with a residential Statewide Health and Site-specific Standard for soil and groundwater established under the Land Recycling and Environmental Remediation Standards Act.

Publication of this notice in a local newspaper initiates the 30-day public and municipal comment period. During this time, your municipality may request to become involved in the development of the remediation and reuse plans for the site. If the municipality wishes to become involved in this project, please send your comments to Follow Through Capital with copies submitted to the Department of Environmental Protection- Southeast Regional Office, care of Mr. Ragesh Patel, located at 2 East Main Street, Norristown, PA 19401.

This notice is made under the provision of the Land Recycling and Environmental Remediation Standards Act, the Act of May 19, 1995, P.L. #4, No. 2.





We appreciate your prompt attention to this matter. Please feel free to contact me if you have any questions at 610-265-1510 ext. 211.

**RT ENVIRONMENTAL SERVICES, INC.**

A handwritten signature in blue ink, appearing to read "John C. Lydzinski".

John C. Lydzinski, P.G.  
Project Manager

Enclosure

cc: D. Goldstein – Follow Through Capital  
W. Hungarter – RT

H:\72900 SERIES\2043-20\NIR\_city\_notice.doc

## NOTICE OF INTENT TO REMEDIATE

Act 1995-2 requires four general information items to be included in the NIR: the general location, listing of contaminants, intended use of property, and proposed remediation measures. In addition, indicate the standard(s) to be obtained (if known) and attach a scaled site map (if available).

Property Name 3320 Collins Street Property

Former Name(s) / AKA Scholler, Inc.

Address / Location 3320 Collins Street

City Philadelphia Zip Code 19134

Municipality(s) City of Philadelphia County(ies) Philadelphia

Latitude 39 ° (deg). 59 ' (min) 38.31 " (sec) Longitude 75 ° (deg). 06 ' (min) 23.3 " (sec)

Horizontal Collection Method \_\_\_\_\_

Horizontal Reference Datum NAD 83 Reference Point Approximate Center of Property

Wish to participate in the DEP/EPA MOA. Contact the Land Recycling Program Manager at [landrecycling@pa.gov](mailto:landrecycling@pa.gov) for details.

EPA ID#, if known \_\_\_\_\_

DEP ID#(s), if known 1-51-0-27331

(i.e., eFACTS site ID#, storage tank facility ID#, water quality permit #, watershed permit, air quality permit #, etc.)

Date Release Occurred (if known) Historic

Provide a brief description of the site contamination in plain language (e.g. fuel oil spill, historical chemical industrial area contamination), the names of any know primary contaminants to be addressed, and the intended future use of the property.

Tetrachloroethene (PCE) and Trichloroethene (TCE) were recently detected in soil as determined through a site characterization boring drilled on 10/2/2018. TCE was also detected in a deep groundwater monitoring well although the concentrations were below the non-used aquifer standard. The Site was approved as a non-use aquifer as part of the historic Act 2 work (Facility ID # 1-51-0-27331). Remediation will consist of excavation and disposal of the subsurface soil contamination. The property will be redeveloped for residential use. The remediator will demonstrate the attainment of the residential Statewide Health standard and Site Specific standard for soil and groundwater.

Provide a general description of proposed remediation measures.

Remedial action will consist of pathway elimination along with the removal of approximately 10-cubic yards of soil impacted with chlorinated solvents. The Site was historically remediated through the Act 2 Program for releases associated with a petroleum UST. The Site demonstrated attainment of the Site Specific non-residential standard for this release (Facility ID # 1-51-0-27331). During the investigation, chlorinated solvents were identified in groundwater which were not addressed at that time. Further characterization work was completed in 2018 related to the chlorinated solvent release.

Remediation Standard(s) planned (if known at this time):

- |  |  |   |
|--|--|---|
| <input type="checkbox"/> Unknown at this time  | <input type="checkbox"/> Soil            | <input type="checkbox"/> Groundwater            |
| <input type="checkbox"/> Background Contaminants:  | <input type="checkbox"/> Soil            | <input type="checkbox"/> Groundwater            |
| <input checked="" type="checkbox"/> Statewide Health - Residential   | <input checked="" type="checkbox"/> Soil | <input checked="" type="checkbox"/> Groundwater |
| Contaminants: Benzene, Ethylbenzene, Cumene, MTBE, Naphthlene, Toluene, 1,2,4,-Trimethylbenzene, 1,3,5-Trimethylbenzene, 1,1-Dichloroethene, trans-1,2-Dichloroethene, cis-1,2-Dichloroethane, 1,1,1-Trichloroethane, Trichloroethene (TCE), Tetrachloroethene (PCE), and Vinyl Chloride |  |   |
| <input type="checkbox"/> Statewide Health – Non-Residential  | <input type="checkbox"/> Soil            | <input type="checkbox"/> Groundwater            |
| Contaminants:  |  |   |
| <input checked="" type="checkbox"/> Site Specific  | <input checked="" type="checkbox"/> Soil | <input checked="" type="checkbox"/> Groundwater |
| Contaminants: Benzene, Ethylbenzene, Cumene, MTBE, Naphthlene, Toluene, 1,2,4,-Trimethylbenzene, 1,3,5-Trimethylbenzene, 1,1-Dichloroethene, trans-1,2-Dichloroethene, cis-1,2-Dichloroethane, 1,1,1-Trichloroethane, Trichloroethene (TCE), Tetrachloroethene (PCE), and Vinyl Chloride |  |   |
| <input type="checkbox"/> Special Industrial Area*  | <input type="checkbox"/> Soil            | <input type="checkbox"/> Groundwater            |
| Contaminants:  |  |   |

\*NOTE: Specific standard or Special Industrial Area require a 30-day municipal comment period

Remediator / Property Owner / Consultant. Complete the form below for each recipient obtaining a release of liability upon approval of the final report. Attach additional sheets as necessary.

<b>Remediator</b>		
Contact Person/Title <u>Mr. David Goldstein</u>	eFACTS Client ID* _____	
Relationship to Site <u>Remediator</u> (e.g. owner, remediator, participant in cleanup, consultant, etc.)	Client Type* _____	
Phone Number <u>215-771-2000</u>	Email Address <u>david@followthroughcapital.com</u>	
Company Name <u>Follow Through Capital</u>	EIN or Federal ID # _____	
Address (street, city, state, zip) <u>20 Conshohocken State Road Apt. 312 Bala Cynwyd, PA 19004</u>		

<b>Property Owner</b>		
Contact Person/Title <u>Mr. Oji Parro</u>	eFACTS Client ID* _____	
Relationship to Site <u>Owner</u> (e.g. owner, remediator, participant in cleanup, consultant, etc.)	Client Type* _____	
Phone Number <u>215-327-8620</u>	Email Address <u>thegallerieisada@gmail.com</u>	
Company Name _____	EIN or Federal ID # _____	
Address (street, city, state, zip) <u>2330 Collins Street Philadelphia, PA 19134</u>		

<b>Consultant</b>		
Contact Person/Title <u>John C. Lydzinski, P.G.</u>	eFACTS Client ID* _____	
Relationship to Site <u>Consultant</u> (e.g. owner, remediator, participant in cleanup, consultant, etc.)	Client Type* _____	
Phone Number <u>610-265-1510 ext. 211</u>	Email Address <u>jlydzinski@rtenv.com</u>	
Company Name <u>RT Environmental Services, Inc.</u>	EIN or Federal ID # _____	
Address (street, city, state, zip) <u>215 West Church Road King of Prussia, PA 19406-3207</u>		

\*Include eFACTS Client ID (if known) – "Client Types" below:

Association/Organization	Limited Liability company	Partnership-General
Authority	Limited Liability Partnership	Partnership-Limited
County	Municipality	School District
Estate/Trust	Non-Pennsylvania Government	Sole Proprietorship
Federal Agency	Other (Non-Government)	State Agency
Individual	Pennsylvania Corporation	

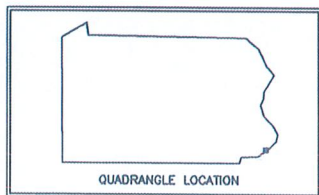

<b>Preparer of Notice of Intent to Remediate</b>		
Name <u>John C. Lydzinski, P.G.</u>	Title <u>Associate</u>	
Phone Number <u>610-265-1510 ext. 211</u>	Email Address <u>jlydzinski@rtenv.com</u>	

Company Name	RT Environmental Services, Inc.	eFACTS Client ID	
Address (street, city, state, zip)	215 West Church Road King of Prussia, PA 19406-3207		



SOURCE: USGS 7.5 MINUTE TOPOGRAPHIC QUADRANGLE  
CAMDEN, NJ-PA

CONTOUR INTERVAL 10 FEET  
SCALE (feet)



**RT** RT Environmental Services, Inc.  
215 West Church Road  
King of Prussia, PA 19406

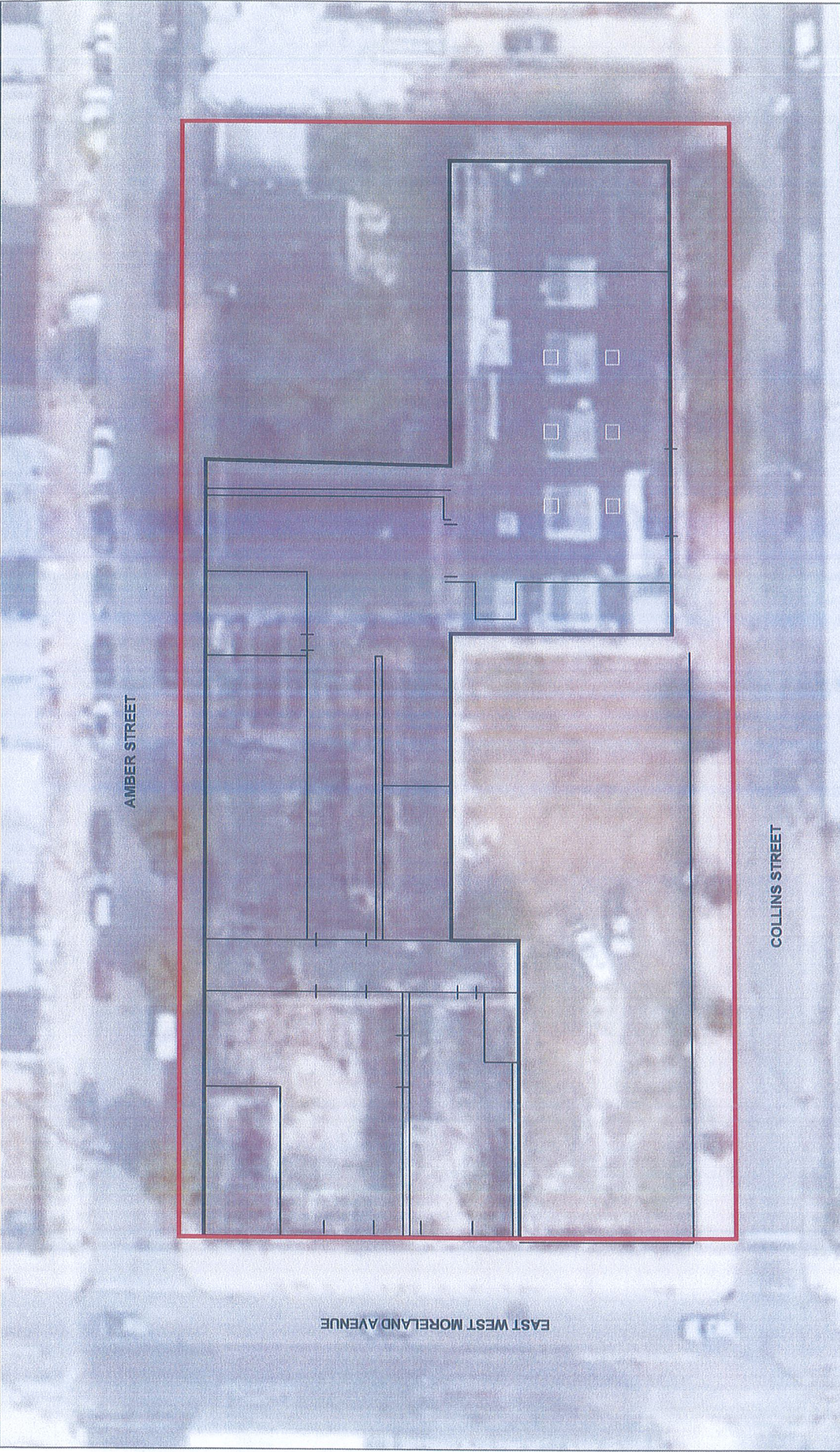
FIGURE 1  
SITE LOCATION MAP

3320 COLLINS STREET, PHILADELPHIA, PA

Prepared For:

FOLLOW THROUGH CAPITAL  
20 CONSHOHOCKEN ROAD, APT 312  
CONSHOHOCKEN, PA

CHARGE	2043-20	AUTOCAD FILE	ENGINEER	DESIGNER	DRAFTSPERSON	VL
SCALE	1" = 2000'	DRAWING NUMBER				REVISION
DATE	4/4/19	y:\rt projects\2000 series\2043-20\figures\figures.dwg				



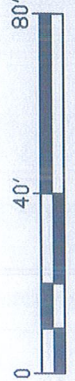
AMBER STREET

EAST WEST MORELAND AVENUE

COLLINS STREET

LEGEND

— ACT 2 SITE BOUNDARY



 RT Environmental Services, Inc. 4715 Conshohocken Hwy of Friends, PA 19068	
FIGURE 2 AERIAL SITE MAP	
Prepared For: FOLLOW THROUGH CAPITAL 20 CONSHOCKEN ROAD, APT 312 CONSHOCKEN, PA	
client: 2043-20	project no.: 2043-20
date: 4/4/19	drawing no.: 2043-20-figures
scale: 1" = 40'	sheet no.: 1

**SENDER: COMPLETE THIS SECTION**

- Complete items 1, 2, and 3. Also complete item 4 if Restricted Delivery is desired.
- Print your name and address on the reverse so that we can return the card to you.
- Attach this card to the back of the mailpiece, or on the front if space permits.

1. Article Addressed to:

Ms. Caroline Johnson, MD  
Deputy Health Commissioner  
Phila. Dept. of Public Health  
Env. Engineering Section  
321 University Avenue  
Phila., PA 19104

2. Article Number  
(Transfer from service label)

**COMPLETE THIS SECTION ON DELIVERY**

A. Signature  Ag  Ac.  
*X* *Caroline Johnson*

B. Received by (Printed Name) C. Date of Delivery  
*Max Gock* *SEP 03 2019*

D. Is delivery address different from item 1?  Yes  
If YES, enter delivery address below:  No

3. Service Type **USPS**  
 Certified Mail  Express Mail  
 Registered  Return Receipt for Merchandise  
 Insured Mail  C.O.D.

4. Restricted Delivery? (Extra Fee)  Yes

7012 1010 0002 3230 1478

**LEGAL ADVERTISEMENT**



# Proof of Publication

The Philadelphia Weekly established in 1971, with general circulation in Philadelphia and located at 1520 Locust St, Philadelphia, PA. who published the following notice on July 9, 2020 for RT Environmental Services.

## Public Notice

Notice is hereby given that Follow Through Capital has submitted a Remedial Investigation Report/Cleanup Plan to the Pennsylvania Department of Environmental Protection, Southeast Regional Office, to demonstrate attainment of a combination of the residential site-specific and statewide health standards for a portion of the site located at 3320 Collins Street in Philadelphia. Follow Through Capital has indicated that the remediation measures taken will attain compliance with the residential site-specific and statewide health cleanup standards established under the Land Recycling and Environmental Remediation Standards Act. This notice is made under the provision of the Land Recycling and Environmental Remediation Standards Act, the Act of May 19, 1995, P.L. #4, No. 2.

The affiant (owner/publisher/agent), Rachel Fox, is not interested in the subject matter of the notice or advertising, and that all of the allegations as to the time, place, and character of publication are true.

Affiant (owner/publisher/agent): Rachel Fox

State of New Jersey  
County of Camden

Signed before me on July 9, 2020 (date) by Rachel Fox (name(s) of individual))

  
Signature of notarial officer Stamp

STEPHANIE L HAWKINS  
NOTARY PUBLIC  
NEW JERSEY

My commission expires: 9/5/23

# PW MARKETPLACE

PHILADELPHIA WEEKLY

## FOR RENT

### Apartments for Rent

**8500 BUSTLETON AVE.**  
Corner of Evert St.  
Summer Special 1 & 2 BR  
\$875 - \$1,100. Water & gas  
included. 215-742-2261

**Grant Garden Apartments**  
Summer Special, upgraded  
1 & 2 BR, 1 BA. \$750 - \$980  
includes water. Laundry rm on  
site. Off of Blvd. 215-464-6411

**Rittenhouse Square Condo**  
1BR, furnished. Long or short  
lease. Avail in June. Call 215-  
467-0495 or 215-307-9406

### Houses for Rent

**32XX S. Juniper** -3BR, 1.5BA  
newly renov. Private prkg, c/a,  
Avail. immed. 215-467-0495

## HOME IMPROVEMENT

### Windows

**HAPPY WINDOWS**  
Shutters, 2-Inch Wood,  
Pleated Shades,  
Roman Shades, Drapes,  
Verticals, Mini-Blinds  
Discount Price With Installation  
Call Eileen  
215-465-7525

## NOTICE

### Public Notice

T-Mobile proposes to collocate antennas (tip heights 64.5') on the building at 100 West Coulter Street, Philadelphia, PA (20201009). Interested parties may contact Scott Horn (856-809-1202) (1012 Industrial Dr., West Berlin, NJ 08091) with comments regarding potential effects on historic properties.

## WANTED

### Help Wanted

Oregon Window Co. is looking for part time help to assist in multiple office duties. Computer experience a plus. Call Karen at 215-336-3448

## EMPLOYMENT

### General Employment

**Construction Workers**  
Experience preferred.  
215-908-3241 All trades.

### GENERAL AND TREATMENT FOSTER PARENTS NEEDED

Open your heart and home to children of all ages  
**New Foundations, Inc.**  
215-203-8733  
www.nfi4kids.org

### FLAGGERS (\$12.50/hr)

Traffic Plan seeks Flagger to set up and direct traffic around construction sites. A valid PA driver license and clean driving record a must, good pay and benefits. If interested please fill out an application at 510 Hertzog Blvd, King of Prussia, PA on Monday's 9am - 12pm or online at [trafficplan.com](http://trafficplan.com).

## NOTICE

### Public Notices

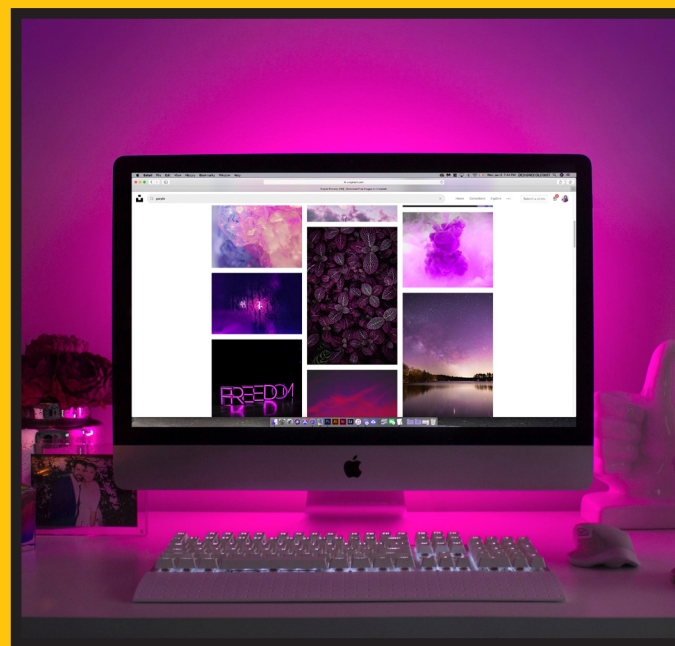
Notice is hereby given that Follow Through Capital has submitted a Remedial Investigation Report/Cleanup Plan to the Pennsylvania Department of Environmental Protection, Southeast Regional Office, to demonstrate attainment of a combination of the residential site-specific and statewide health standards for a portion of the site located at 3320 Collins Street in Philadelphia. Follow Through Capital has indicated that the remediation measures taken will attain compliance with the residential site-specific and statewide health cleanup standards established under the Land Recycling and Environmental Remediation Standards Act. This notice is made under the provision of the Land Recycling and Environmental Remediation Standards Act, the Act of May 19, 1995, P.L. #4, No. 2.

T-Mobile proposes to collocate antennas (tip heights 81.5') on the building at 3401 North 5th Street, Philadelphia, PA (20201010). Interested parties may contact Scott Horn (856-809-1202) (1012 Industrial Dr., West Berlin, NJ 08091) with comments regarding potential effects on historic properties.

T-Mobile proposes to collocate antennas (tip heights 106.5') on the building at 34 South 11th Street, Philadelphia, PA (20201007). Interested parties may contact Scott Horn (856-809-1202) (1012 Industrial Dr., West Berlin, NJ 08091) with comments regarding potential effects on historic properties.

# Recent break up?

PW Classifieds is a great place to sell your ex's stuff.



[classifieds@philadelphiaweekly.com](mailto:classifieds@philadelphiaweekly.com)

# \$ CASH \$

For Your Home

No Commission. No Fees.  
For Immediate Sale, Call

**Joe Catroppa**

BHHS FOX & ROACH REALTORS

Cell: 215-432-6350

Selling your own house is

# no picnic.



Because it's more like preparing a seven-course meal. From effective advertising to buyer screening, property showings to managing negotiations, Solo Real Estate has a full menu of services designed to make selling your house a sweet success.

Love where you live.™



[solorealty.com](http://solorealty.com)

Call us at 215-564-7656  
or visit [solorealty.com](http://solorealty.com).  
2017 Chancellor Street  
Philadelphia, PA 19103

**MUNICIPAL NOTIFICATION**

# **RT Environmental Services, Inc.**

**VIA CERTIFIED MAIL – 7012 1010 0002 3230 1591  
Return Receipt Requested**

July 1, 2020

Ms. Caroline Johnson, MD  
Deputy Health Commissioner  
Philadelphia Department of Public Health  
Environmental Engineering Section  
321 University Avenue  
Philadelphia, PA 19104  
(215) 685-7343 / Fax: (215) 382-1210

**RE: NOTICE OF SUBMITTAL OF REMEDIAL INVESTIGATION REPORT/CLEANUP PLAN  
FORMER SCHOLLER, INC. PROPERTY  
3320 COLLINS STREET, PHILADELPHIA, PENNSYLVANIA  
RT PROJECT #2043-20**

Dear Ms. Johnson:

Notice is hereby given that Follow Through Capital (the remediator) has submitted a Remedial Investigation Report/Cleanup Plan (RIR/CP) to the Department of Environmental Protection for a portion of the site known as the Former Scholler, Inc. Property at 3320 Collins Street. The RIR/CP indicates that the remediation planned will attain compliance with a combination of the statewide health and site-specific cleanup standards.

This notice is made under the provision of the Land Recycling and Environmental Standards Act, the Act of May 19, 1995, P.L. #4, No. 2.

We appreciate your prompt attention to this matter. Please feel free to contact me if you have any questions at 610-265-1510 ext. 211.

**RT ENVIRONMENTAL SERVICES, INC.**



John C. Lydzinski, P.G.  
Project Manager

Enclosure

cc: D. Goldstein – Follow Through Capital  
W. Hungarter – RT

Y:\2000 SERIES\2043-20\RIR-CP\Submittal Forms\RIR\_city\_notice.doc



**U.S. Postal Service™**  
**CERTIFIED MAIL™ RECEIPT**  
*(Domestic Mail Only; No Insurance Coverage Provided)*

For delivery information visit our website at [www.usps.com](http://www.usps.com)®

**OFFICIAL USE**

7012 1010 0002 3230 1591

Postage	\$ 0.50
Certified Fee	3.55
Return Receipt Fee (Endorsement Required)	2.85
Restricted Delivery Fee (Endorsement Required)	
<b>Total Postage &amp; Fees</b>	<b>\$ 6.90</b>

Postmark  
Here  
7/1/2020

Sent To Ms. Caroline Johnson, MD  
 Street, Apt. No.;  
 or PO Box No. 321 University Ave.  
 City, State, ZIP+4  
Philadelphia, PA 19104

PS Form 3800, August 2006

See Reverse for Instructions

**SENDER: COMPLETE THIS SECTION**

- Complete items 1, 2, and 3. Also complete item 4 if Restricted Delivery is desired.
- Print your name and address on the reverse so that we can return the card to you.
- Attach this card to the back of the mailpiece, or on the front if space permits.

1. Article Addressed to:

Ms. Caroline Johnson, MD  
Deputy Health Commissioner  
Phila. Dept. of Public Health  
Ew. Eng. Section  
321 University Ave.  
Phila, PA 19104

2. Article Number  
(Transfer from service label)

7012 1010 0002 3230 1591

PS Form 3811, February 2004

Domestic Return Receipt

102595-02-M-1540

**COMPLETE THIS SECTION ON DELIVERY**

A. Signature  Agent  
 Addressee

B. Received by (Printed Name) C. Date of Delivery

D. Is delivery address different from item 1?  Yes  
 If YES, enter delivery address below:  No

3. Service Type  
 Certified Mail  Express Mail  
 Registered  Return Receipt for Merchandise  
 Insured Mail  C.O.D.

4. Restricted Delivery? (Extra Fee)  Yes

**John Lydzinski**

---

**From:** auto-reply@usps.com  
**Sent:** Wednesday, July 08, 2020 11:58 AM  
**To:** John Lydzinski  
**Subject:** USPS® Item Delivered, Front Desk/Reception/Mail Room 70121010000232301591



Hello **John Lydzinski**,

Your item was delivered to the front desk, reception area, or mail room at 11:53 am on July 8, 2020 in PHILADELPHIA, PA 19104.

Tracking Number: [70121010000232301591](#)

**Delivered, Front Desk/Reception/Mail Room**



[Tracking & Delivery Options](#)

[My Account](#)

Visit [USPS Tracking®](#) to check the most up-to-date status of your package. Sign up for [Informed Delivery®](#) to digitally preview the address side of your incoming letter-sized mail and manage your packages scheduled to arrive soon! To update how frequently you receive emails from USPS, log in to your [USPS.com](#) account.

Want regular updates on your package? [Set up text alerts.](#)

**INFORMED DELIVERY®**

Sign up to view your mail online or via email.



## Download USPS Mobile®




---

[USPS.com](#) | [Privacy Policy](#) | [Customer Service](#) | [FAQs](#)

Delivery date and time depends on origin, destination and Post Office™ acceptance time and is subject to change. Delivery options are subject to restrictions and may not be available for your item.

This is an automated email; please do not reply to this message. This message is for the designated recipient only and may contain privileged, proprietary, or otherwise private information. If you have received it in error, please delete. Any other use of the email by you is prohibited.

Copyright © 2017. All rights reserved.



ALERT: DUE TO LIMITED TRANSPORTATION AVAILABILITY AS A RESULT OF NATIO...

# USPS Tracking®

[FAQs >](#)

[Track Another Package +](#)

**Tracking Number:** 70121010000232301591

[Remove X](#)

Your item was delivered to the front desk, reception area, or mail room at 11:53 am on July 8, 2020 in PHILADELPHIA, PA 19104.

## **Delivered**

July 8, 2020 at 11:53 am  
Delivered, Front Desk/Reception/Mail Room  
PHILADELPHIA, PA 19104

[Get Updates v](#)

[Feedback](#)

---

**Text & Email Updates**



---

**Tracking History**



**July 8, 2020, 11:53 am**

Delivered, Front Desk/Reception/Mail Room  
PHILADELPHIA, PA 19104

Your item was delivered to the front desk, reception area, or mail room at 11:53 am on July 8, 2020 in PHILADELPHIA, PA 19104.



**July 8, 2020, 7:10 am**  
Out for Delivery  
PHILADELPHIA, PA 19104

**July 7, 2020, 11:39 am**  
Arrived at Unit  
PHILADELPHIA, PA 19104

**July 6, 2020**  
In Transit to Next Facility

**July 4, 2020, 3:53 pm**  
Departed USPS Regional Facility  
PHILADELPHIA PA DISTRIBUTION CENTER

**July 3, 2020, 9:39 pm**  
Arrived at USPS Regional Facility  
PHILADELPHIA PA DISTRIBUTION CENTER

Feedback

---

**Product Information**

---



See Less ^

## Can't find what you're looking for?

Go to our FAQs section to find answers to your tracking questions.

**FAQs**